节能/减排/高效/智能

璧发自动化

BIFA AUTOMATION

模块化输送系统

MODULAR CONVEYOR SYSTEM

选型手册2024/A

昆山璧发自动化科技有限公司

KUNSHAN BIFA AUTOMATION TECHNOLOGY CO.,LTD.

江苏璧发智能科技有限公司

JIANGSU BIFA INTELLIGENT TECHNOLOGY CO.,LTD.

为客户提供完善的自动化输送整体解决方案!

璧发自动化助力您企业腾飞!

携 手 璧 发 - 发 发 发

扫码进入
璧发阿里店铺

扫码关注
璧发微官网

昆山璧发厂址: 江苏省昆山市锦溪镇锦昌路498号

江苏璧发厂址: 江苏省徐州市经开智造园联东U谷20栋-2

电话: 0512-57475606 15000446386 18114618219

传真: 0512-57462606

昆山璧发官网: www.bifa66888.com

璧发国际官网: www.bifaconveyor.com

江苏璧发官网: www.jsbifa.com

企业邮箱: vip@bifa-auto.com

400-829-7669

CATALOGUE

目录

01 关于我们 About us

02 产品介绍 Product introduction

基础输送系统

托盘输送系统

公司简介

COMPANY PROFILE

昆山璧发自动化科技有限公司是一家集研发、设计、生产制造、销售、服务为一体的综合性生产型企业。公司成立于 2014 年，总公司工厂设立在生态人文的苏州昆山市锦溪镇，旗下分公司江苏璧发智能科技有限公司成立于 2020 年，自主产权厂房在江苏省徐州市经济开发区，旗下分公司倍速链智能（江苏）有限公司，成立于 2023 年，拥有多名资深倍速链设计人才，注册资金均达 1000 万，公司设备通过 ISO9001 质量认证和 CE 认证，获得专利证书 20 余项，且 2022 年入驻高新技术企业。

公司经过十余年的非标输送设备行业经验沉淀，以及结合亚洲工业化智造装备行业的环境优势，丰富的工业输送设备生产经验和务实的设计理念，致力于向自动化工业领域提供优质、全面的工业自动化输送系统解决方案。

公司主营产品有：皮带输送机、倍速链输送机、滚筒输送机、同步带输送机、片基带输送机、摩擦滚轮线、链板线、网带线以及输送机相关配套机构等。广泛应用于食品、饮料、医疗的生产装配以及光伏领域、汽车配件生产领域、新能源制造锂电、半导体等领域，产品框架采用自主开模，高强度的铝合金型材及附件，安全系数高；零配件设计标准化、模块化、易组装、便拆卸、更便捷；柔性化设计可重复使用，更经济，响应速度即时高效，贯穿整个合作过程，更省心。

CE 认证

ISO9001 质量认证

3000 + 客户案例

产品理念

PRODUCT CONCEPT

设计结构新颖、外形美观、技术先进；使用安全、方便、耐久性强；维修保养简单易操作；设备性价比高；无论输送设备工程大小与否，昆山璧发自动化都会凭借丰富的经验，永续创新，为客户提供及时、完善的服务；为新老客户提供培训和由公司专家提供的技术支持，不断为用户创造价值！为此昆山璧发自动化科技有限公司全心全意服务于广大客户，用优异卓著的诚信产品积极参与市场竞争，打造"专业专心，精益求精，追求完美"的质量体系。

服务理念

CULTURAL CONCEPT

"专心、专注" 是我们一贯坚持的服务理念。我们以标准化、规范化、专业化的服务体系，为客户提供丰富的技术服务经验和专业知识确保客户享受高质、高效以及个性化的服务资源，满足客户不同层次的需求，实现客户在平台使用中所带来的价值。

携手璧发
发发发

璧发人的梦
势不可挡

《筑梦璧发》

筑梦璧发

1=♭B 4/4
♩ = 103

作曲：尹少
作词：朱延春

（0535| 3̇ — 2̇ —| 2̇ 5̇ 3̇ 5̇ 6̇· 3̇ 3̇2̇7̇| 1̇ — 06· 1̇ 2̇| 3̇ — — —| 0 1̇ 7̇ 5̇ 3̇ 2̇ 1̇ 2̇|

3̇· 5̇ 5̇ 3̇ 6̇ —| 0 7̇ 4̇ 3̇ 2̇ 1̇ 1̇ | 1̇ — — —）| 3 3̇ 5̇ 2̇ 2̇ 2̇ | 1 2̇ 3̇ —|
我 们 手 牵 手 心 紧 密

1 1 1 1 2 —| 1 1 1 3 2 —| 3 3̇ 5̇ 2̇ 2̇ 1̇ | 1 1 5̇ 5̇ 2̇ 1̇ | 6 6 3 2 3 |
火 热 的 梦 想 点 燃 了 希 望 我 们 的 信 念 如 此 坚 定 智 慧 是 我 们 的 灵

1 — — —| 6 6 5 5 5 | 5 2 3̇ 3 —| 1 1 1 1 6 5̇ | 5 — — —| 6 6 5 5 5 5 |
魂 团 结 是 我 们 的 力 量 共 赴 未 来 的 旅 程 携 手 共 进 一 起

7 7 2̇ 1̇ 1̇ · 6 6 | 1̇ 1̇ 1̇ 1̇ 1̇ 1̇ 6 6 | 2̇ — — 0 5 5 | 1̇ 7̇ 1̇ 1̇ 1̇ 2̇ 5̇ 5̇ 5 5 5 |
拥 抱 未 来 岁 月 流 转 我 们 依 然 紧 相 连 每 一 个 挑 战 都 是 机 遇 每 一

2̇ 2̇ 2̇ 2̇ 2̇ 3̇ 2̇ 1̇ 1̇ 5 5 | 1̇ 1̇ 1̇ 1̇ 1̇ 7· 5̇ 5̇ 2 | 3 — — 0 5 5 |
次 风 雨 都 是 收 获 用 信 任 和 互 助 铸 就 辉 煌 智 慧

1̇ 1̇ 1̇ 1̇ 2̇ 5̇ 5̇ 5̇ 5 5 | 2̇ 2̇ 2̇ 2̇ 3̇ 2̇ 1̇ 1̇ 5 5 | 1̇ 1̇ 7 2̇ 1̇ | 1̇ — — 5 5 |
是 我 们 的 灵 魂 团 结 是 我 们 的 力 量 共 赴 未 来 的 旅 程 共 筑

1̇ 1̇ 1̇ 1̇ 6 5̇ 5̇ 5̇ 5 | 1̇ 1̇ 1̇ 1̇ 1̇ 5 5 5 | 1̇ — —（0535| 3̇ — 2̇ —|
梦 想 腾 飞 璧 发 推 动 发 展 创 造 美 好 的 明 天

2̇ 5̇ 3̇ 5̇ 6̇· 3̇ 3̇2̇7̇| 1̇ — 06· 1̇ 2̇| 3̇ — — —| 0 1̇ 7̇ 5̇ 3̇ 2̇ 1̇ 2̇| 3̇· 5̇ 5̇ 3̇ 6̇ —|

0 7̇ 4̇ 3̇ 2̇ 1̇ 1̇ | 1̇ — — —）| 3 3̇ 5̇ 2̇ 2̇ 2̇ | 1 1 1 2 3 — | 1 1 1 2 — |
汗 水 浇 灌 着 理 想 的 花 朵 无 论 走 过

1· 1̇ 1 3 2 —| 3 3̇ 5̇ 2̇ 2̇ 1̇ 7̇ | 1 1 1 6 5 1 1 | 6 6 2̇ 2̇ 3 | 1 — — —|
多 少 弯 路 我 们 都 不 会 放 弃 梦 想 的 翅 膀 让 我 们 一 起 努 力

6 6 5 5· 5 | 5 2 5 3̇ 3 — | 1 1 1 1 1 1 2 6 | 5 — — —| 6 6̇ 5 5 5̇ 5̇ 5̇ 5 |
迎 接 未 来 的 每 个 挑 战 书 写 属 于 我 们 的 传 奇 天 空 有 我 们 翱

7 7 2̇ 1̇ 1̇ · 6 7 | 1̇ 1̇ 1̇ 1̇ 1̇ 6 2̇ | 2̇ — — 0 5 5 | 1̇ 1̇ 1̇ 1̇ 2̇ 5̇ 5̇ 5̇ 5 5 |
翔 的 痕 迹 一 起 创 造 我 们 的 天 地 每 一 个 挑 战 都 是 机 遇 每 一

2̇ 2̇ 2̇ 2̇ 3̇ 2̇ 1̇ 1̇ 5 5 | 1̇ 1̇ 1̇ 1̇ 1̇ 7· 5̇ 5̇ 2 | 3 — — 0 5 5 |
次 风 雨 都 是 收 获 用 信 任 和 互 助 铸 就 辉 煌 智 慧

1̇ 1̇ 1̇ 1̇ 2̇ 5̇ 5̇ 5̇ 5 5 | 2̇ 2̇ 2̇ 2̇ 3̇ 2̇ 1̇ 1̇ 5 5 | 1̇ 1̇ 7 2̇ 1̇ |
是 我 们 的 灵 魂 团 结 是 我 们 的 力 量 共 赴 未 来 的 旅

1̇ — — 5 5 | 1̇ 1̇ 1̇ 1̇ 6 5̇ 5̇ 5̇ 5 5 | 1̇ 1̇ 5 2̇ | 1̇ — — — ‖
程 携 手 共 进 同 个 方 向 相 信 爱 拼 才 会 赢

行动

目标

态度

细心

BIFA®

资质证书

QUALIFICATION CERTIFICATE

合作伙伴

COOPERATION PARTNERS

通过更精湛的技术提升与更严格的质量把控，璧发赢得了众多客户的信赖，满足了客户对更高品质的输送设备的需求。璧发的产品在自动化输送领域发挥着重要作用，持续为客户输送价值！ 璧发自动化输送设备，您值得信赖的合作伙伴！

企业形象
CORPORATE IMAGE

走进璧发——办公室
Entering Bifa-Office








走进璧发——仓库
Entering Bifa-Warehouse



走进璧发——加工车间
Entering Bifa-Processing Workshop



走进璧发——组装车间
Entering Bifa-Assembly Workshop



基础输送系统
BASIC TRANSFER SYRSTEM

滚筒输送机
ROLLER CONVEYORS

滚筒输送机（辊子输送机）适用于各类箱包、托盘等货物的输送。散料、小件物品或不规则的物品需放在托盘上或者周转箱内输送。能够输送单件重量很大的物料或者承受较大的冲击载荷。结构形式多样，滚道线按驱动方式可分为动力滚道线和无动力滚道线，按布置形式可分为水平输送管道线，倾斜输送滚道线和转弯输送滚道线。还可按客户要求特殊设计，滚道线之间易于衔接过渡，可用多条滚道线及其他输送设备或专机组成复杂的物流输送系统，完成多方面的工艺需求。

设计参考图

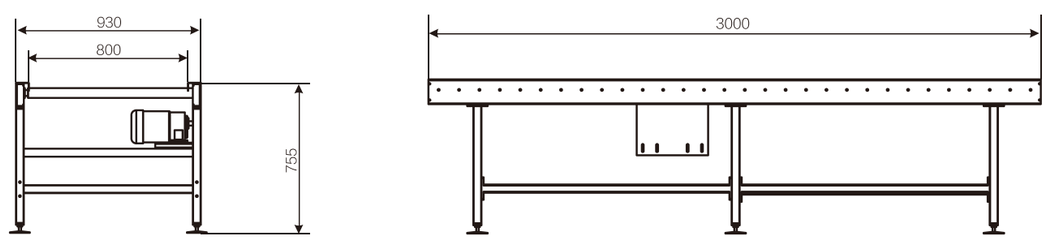




设计参考图

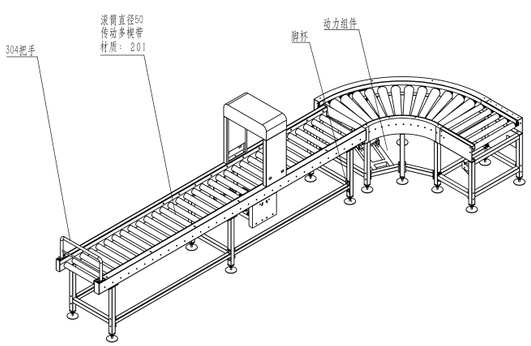

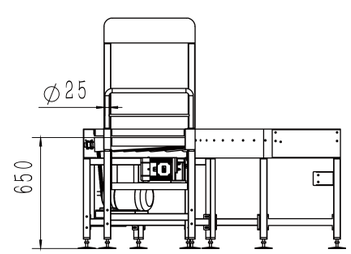

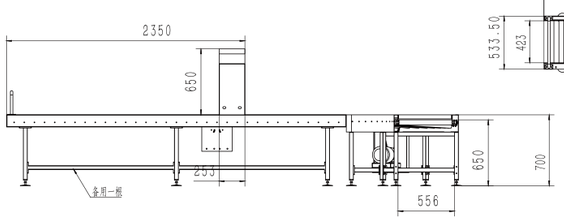

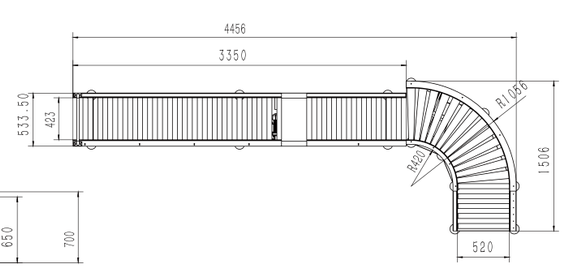


无动力
滚筒输送机


设计参考图

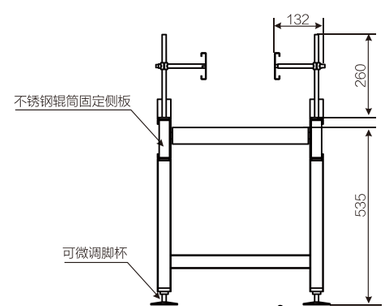

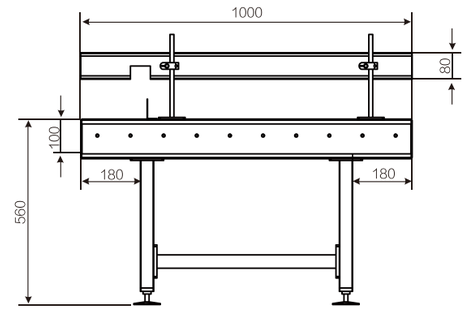

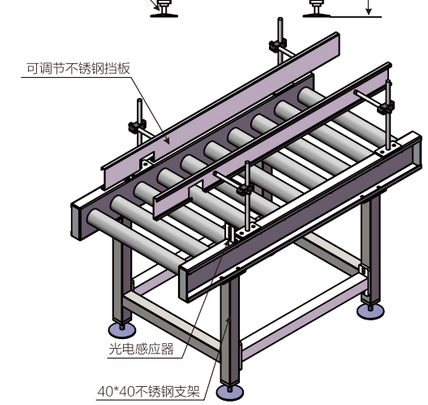

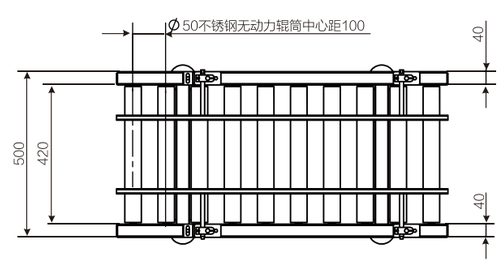

皮带输送机

BELT CONVEYORS

产品介绍

皮带机也叫带式输送机或皮带线，是组成有节奏的流水作业线所不可缺少的经济型物流输送设备。皮带机按其输送能力可分为重型皮带机如矿用皮带机，轻型皮带机如用在电子塑料，食品轻工，化工医药等行业。皮带输送机具有输送能力强，输送距离远，结构简单易于维护，能方便地实行程序化控制和自动化操作。

皮带线可输送的物料种类繁多，既可输送各种散料，也可输送各种纸箱、包装袋等单件重量不大的件货，用途广泛。结构形式多样，有槽型皮带机、平型皮带机、爬坡皮带机、侧倾皮带线、转弯皮带线等多种形式，输送带上还可增设推板、侧挡板、裙边等附件，能满足各种工艺要求。

产品细节详解

调跑偏装置

加厚铝块表面阳极处理，不锈钢全套螺丝固定，扎实耐久不变形。左右铝块可调跑偏。

1.5 厚镀锌板

皮带之间采用 1.5mm 加厚镀锌板承重，焊加强筋，使整机承载轻松，机器稳当结实。



防尘设计

铝合金框架质地轻盈，经久耐用，易清洁，防尘端盖设计防止灰尘进入，也可防止横切面锋利误伤员工，人性化设计，安全放心。

绿色 PVC 皮带

PVC 材质皮带，包括普通型和爬坡挡板式，优点是防尘、防静电、耐磨，防油。可根据需求选择。

丝杆可调节升降台

可调节上升下降所需的高度，操作简单，方便实用。



橡胶脚轮

带刹车设计，稳定性强，质量可靠，方便移动，防止静电，方便实用。

马达

动力最低采用 60W 马达，常规配 1:30 牙箱，是根据整机载重。带速可配备不同规格波动幅度。

公牛插头

插头采用国内名牌公牛牌，防触电，耐插拔，从源头上杜绝安全隐患。



轴承端盖

轴承防尘端盖设计，方便后期保养，可在加油孔处加润滑剂，保养轴承。

调速器

速度可调，具体带速按客户要求来调节质量可靠，经久耐用噪音小，产品稳定性高，品质保障。

常用爆款皮带输送机 Commonly used belt conveyor

平面型 -- 大线结构

Flat type -large line structure

平面型 -- 固定腿

Flat type - fixedleg

爬坡线

Incline conveyor

平斜型 -- 带平台

Flat oblique type with platform

平面型 -- 升降腿

Flat type-lifting leg

BF 皮带 BF Belt

标准输送皮带
Standard conveyor belt

B1 B2 B3 B4 B5

Description 描述	Colour 颜色	Thickness 厚度(mm)	Temperature range 工作温度范围	Application types 适用机型
B1	atrovirens 墨绿色	1~5	-10~70°	所有机型 all types
B2	green 绿色	1~5	-10~70°	所有机型 all types
B3	orange 橙色	1~5	-10~70°	所有机型 all types
B4	white 白色	1~5	-10~70°	所有机型 all types
B5	black 黑色	1~5	-10~70°	所有机型 all types

其他输送皮带
Other conveyor belt

BF 支腿 BF LEG

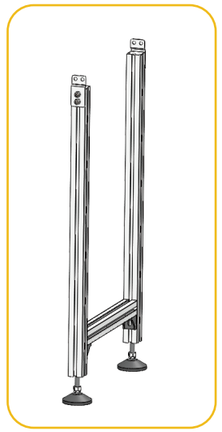

L1-Angle Adjustable
L1-无倾斜角
1.40x40 aluminum profile support-frame;
40x40铝型材支腿
2.±30mm height adjustment;
支腿可调节高度±30mm;

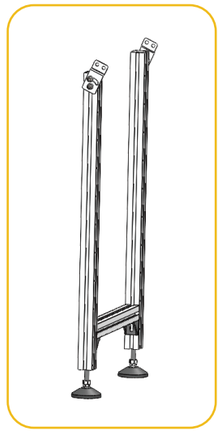

L2-Angle Adjustable
L2-有倾斜角
1.40x40 aluminum profile supportframe;
40x40铝型材支腿
2.±30mm height adjustment;
支腿可调节高度±30mm;
3.±15°angle adjustment;
支腿可调节角度±15°。

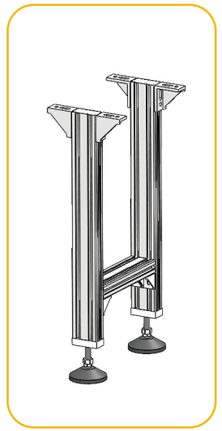

L3-Angle Adjustable
L3-无倾斜角
1.30x60 aluminum profile support-frame;
30x60铝型材支腿
2.±30mm height adjustment;
支腿可调节高度±30mm;

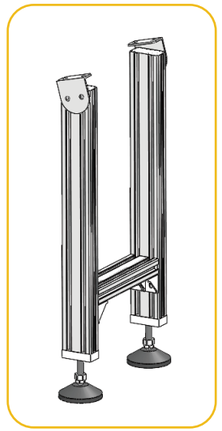

L4-Angle Adjustable
L4-有倾斜角
1.30x60 aluminum profile supportframe;
30x60铝型材支腿
2.±30mm height adjustment;
支腿可调节高度±30mm;
3.±15°angle adjustment;
支腿可调节角度±15°。

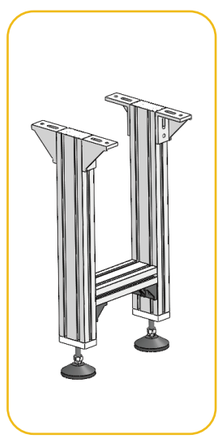

L5-Angle Adjustable
L5-无倾斜角
1.40x80 aluminum profile support-frame;
40x80铝型材支腿
2.±30mm height adjustment;
支腿可调节高度±30mm;

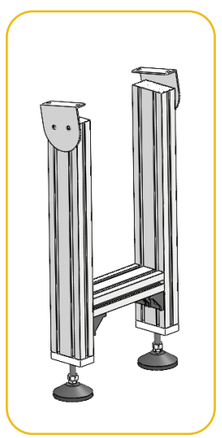

L6-Angle Adjustable
L6- 有倾斜角
1.40x80 aluminum profile sup-portframe;
40x80 铝型材支腿
2.±30mm height adjustment;
支腿可调节高度 ±30mm;
3.±15°angle adjustment;
支腿可调节角度 ±15°。

BF 脚杯/脚轮 BF Foot cup/ Casters


不锈钢脚杯
（不带垫，可打膨胀螺丝）


重型脚杯盘径100
（带黄色缓冲垫，可打膨胀螺丝）


重型脚杯盘径100
（带黄色缓冲垫）


重型脚杯盘径100
（带黑色缓冲垫）


重型脚杯
（带黄色缓冲垫）


重型脚杯
（盘径50、丝杆 ϕ12）


重型脚杯
（盘径40、丝杆 ϕ16）


重型脚杯盘径80
（带黄色缓冲垫）


重型脚杯盘径80
（带黑色缓冲垫）


万象尼龙脚杯盘径80
（可打膨胀螺丝）


万象尼龙脚杯盘径80


镀锌带耳脚杯
（可打膨胀螺丝）


圆形镀锌脚杯盘
（轻载、丝杆长度可自由调配）


镀锌脚杯
（可打膨胀螺丝、轻载、
丝杆长度可自由调配）


可锁万向轮


福马脚轮

BF 护栏 BF Guardrail

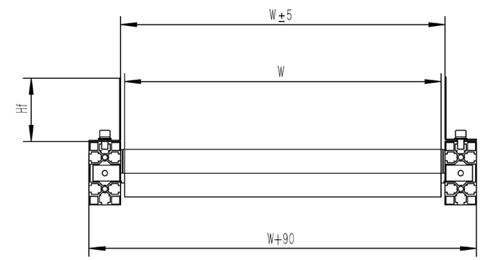

G1-Fixed Guardrail（ 304 edge guard）
固定护栏1（304挡边）

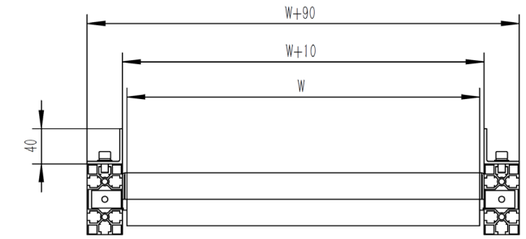

G2-Fixed Guardrail（ Aluminum edge）
固定护栏2（铝挡边）

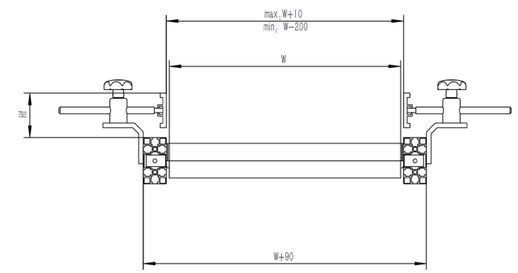

G3-Adjustable Guardrail
(Stainless steel bracket+large C guardrail)
可调护栏1(不锈钢支架+大C护栏)

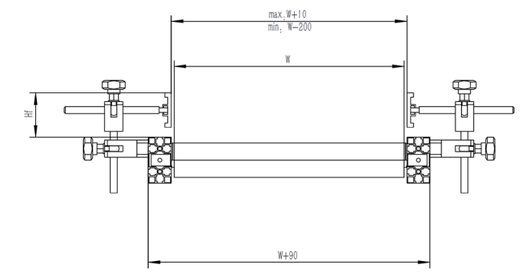

G4- Adjustable Guardrail
(Nylon bracket+large C guardrail)
可调护栏2(尼龙支架+大C护栏)

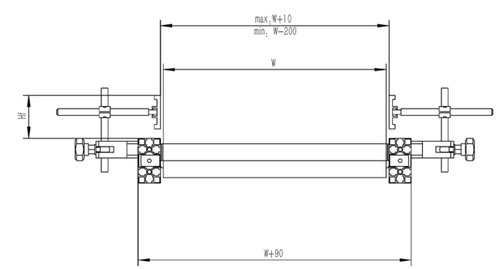

G5- Adjustable Guardrail
(Nylon bracket+large C guardrail)
可调护栏3(尼龙支架+大C护栏)

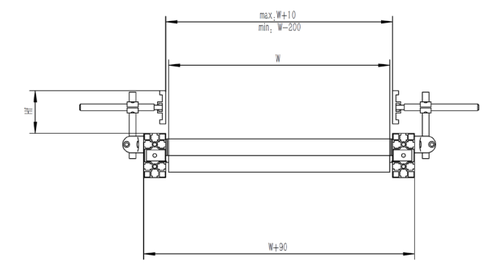

G6- Adjustable Guardrail
(Nylon bracket+large C guardrail)
可调护栏4(尼龙支架+大C护栏)

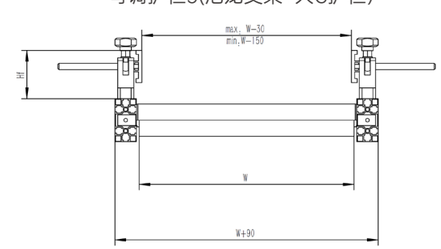

G7- Adjustable Guardrail
(Nylon bracket+large C guardrail)
可调护栏5(尼龙支架+大C护栏)

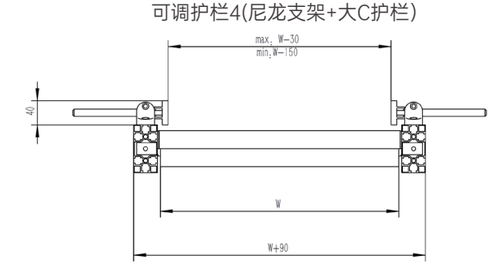

G8- Adjustable Guardrail
(Nylon bracket+large C guardrail)
可调护栏6(尼龙支架+大C护栏)

平面型大线结构皮带机 Flat type large wire structure belt conveyor

平面大线结构输送机，支撑腿可做固定高度脚杯或者脚轮微调，亦可做升降腿丝杆调节高度，结构采用独特大线方式设计，适合载重量大，线体比较宽、比较长的设备，电机下挂式，滚筒中置，变频调速，传动部分稳定扎实、承载量大。可以高速运行。常用军绿色 PVC 防静电皮带，易清洁、经久耐用，输送带可根据需求选择不同材质颜色的皮带，用途广泛，适合用于电子厂、食品厂、快递公司、塑料厂、机械零配件厂等。可根据厂家需求定做不同长度、宽度、高度，并可按需添加工作台灯架等一些常用辅助设备

电机固定板



皮带环绕机构

电机安装板齿轮链条（有防护罩）

中置立式电机

设计参考图

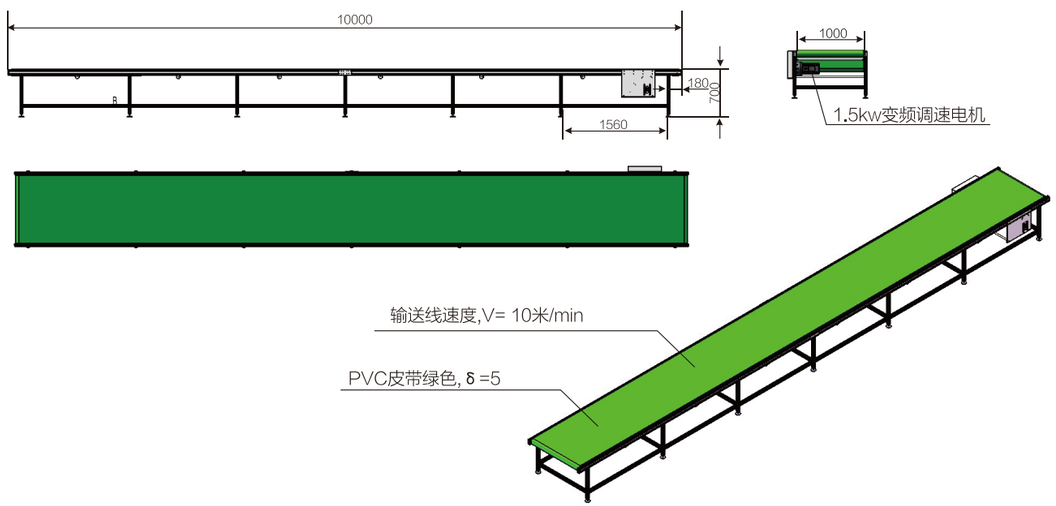

平面型输送机 Flat conveyor

平面固定腿输送机，可选用刹车移动脚轮，或者脚杯，脚可微调高度，两侧没有丝杆。平面型升降腿输送机属于两用型，按照需求可随意调节机身前后高度，机身可倾斜亦可平面使用，两侧带可调节丝杆，操作简单，常规采用绿色 PVC 防静电皮带，易清洁，经久耐用，用途广泛，适合用于电子厂、食品厂、快递公司、塑料厂、机械零配件厂等。



设计参考图

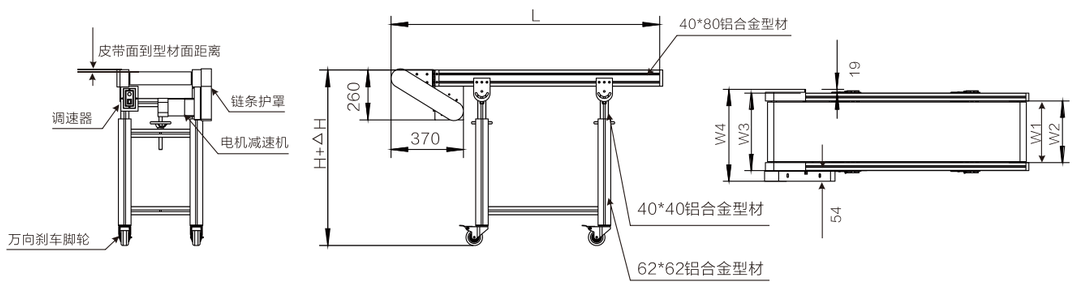

轻型包边平皮带机 Low profile conveyor

轻型包边皮带输送机是输送机的一种，具有负荷轻、线速度低的特点，可连续性输送物料。输送带采用白色或者绿色食品级输送带结实耐用，干净卫生。在选型设计时，根据总宽度要求情况，空间有限制的情况下选择包边皮带机。根据带宽和总宽度要求选择型材规格来设计。

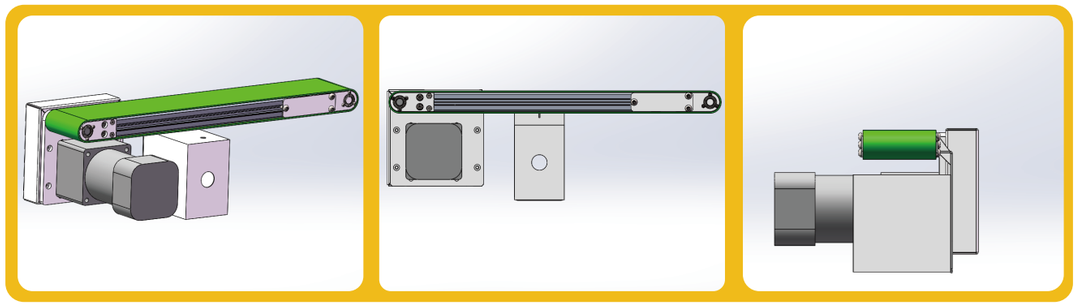

设计参考图

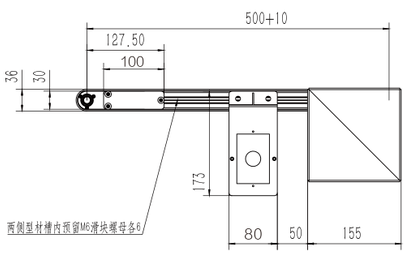

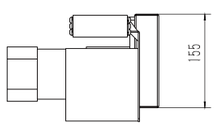

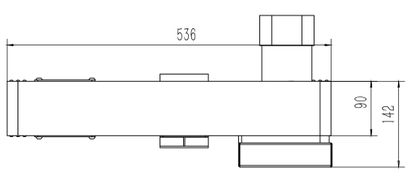

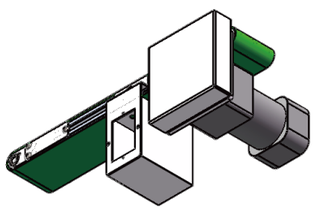

爬坡输送机 Incline conveyor

带平台爬坡输送机款式繁多，用途广泛，结构形式多样，
支带可采用 pvc、pu、等多种材质，可带挡板、导条、裙边、料斗等附件，
低端带平台可使产品平稳输送出去，
高端平台起到高处输送平稳和对接的作用
裙边挡板设计，使产品不容易掉落或飞溅出
输送平稳、能够避免对物料的损坏，噪音较小，适用于工作环境要求比较安静的场合，结构简单、能耗低、便于维护。

设计参考图

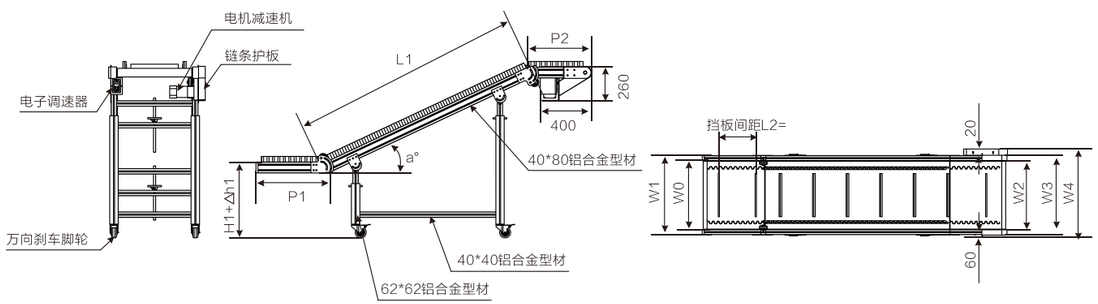

自动化装配线 Automated assembly line

自动化装配线操作的对象包括产品的各种零部件组装，
依照生产工艺工序，最后完成的是成品或半成品，
适用于产品设计成熟、市场需求量较大，装配工序多，
长期生产的产品，例如汽车部件、电子产品、塑料产品、食品、包装等。

设计参考图

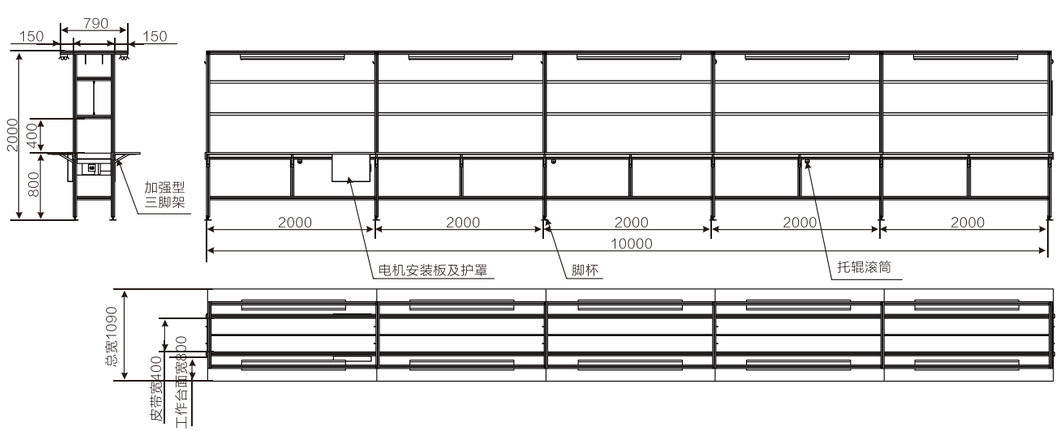

转弯皮带机 Turning belt conveyor

主要用于自动化生产时需要拐弯的输送过渡，
可以与直线衔接使用，常用结构有导轮式和链条式，整机框架可采用碳钢烤漆结构，
也可以整机 304 不锈钢制作，皮带一般采用 3mm 以上，PVC 或者 PU 材质等等，
输送方向可顺时针或逆时针，皮带转速可调，支撑脚可以根据需求选择脚杯或者刹车脚轮，
转角度数有 30 度 -180 度，常用规格为 90 度和 180 度。
皮带宽度一般为 200-1200mm 之间，内半径常用为 1000mm 以内。

设计参考图

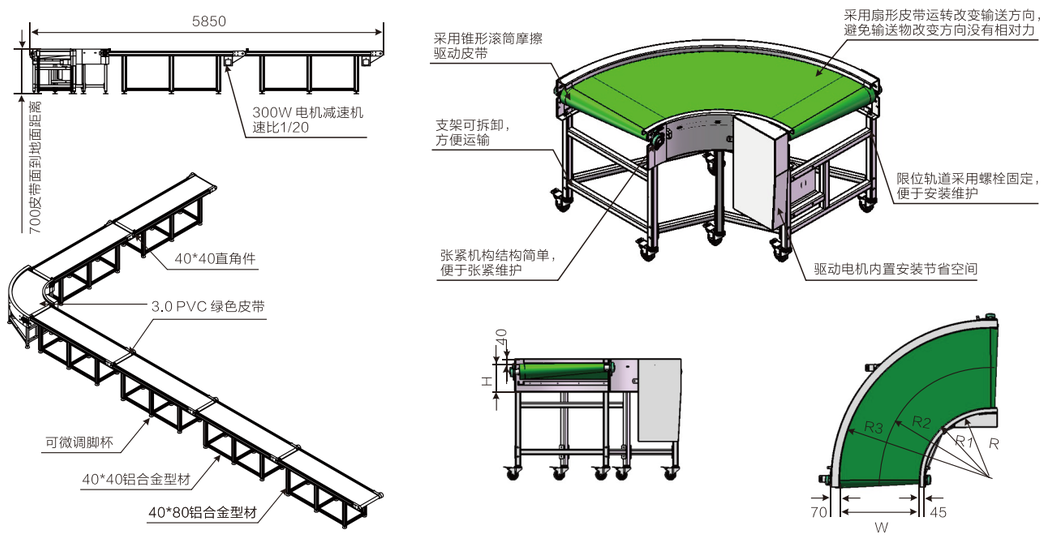

180 度
转弯机

设计参考图

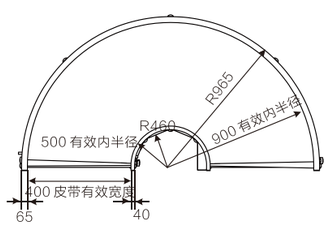

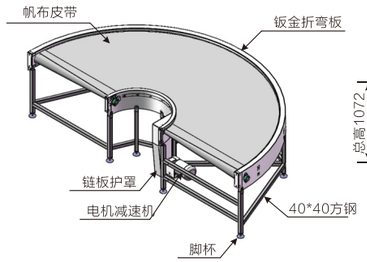

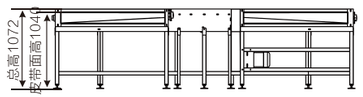

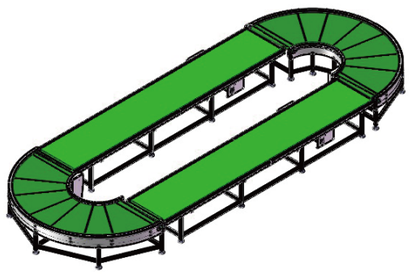

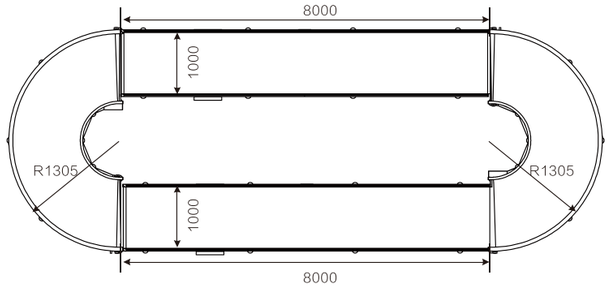

同步带输送机

TIMING BELT CONVEYORS

同步带输送机采用同步带作为载体，主要用于有定位或定距离输送和传动。可在同步带上加装挡板，实现斜坡甚至垂直输送。广泛应用于医药、造纸、烟草、自动门等行业。



设计参考图

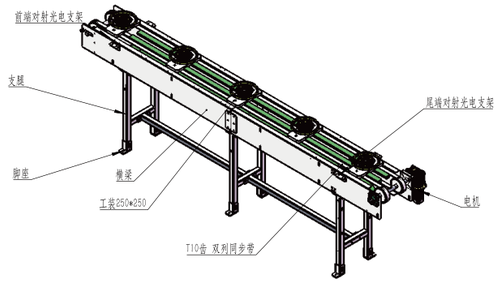

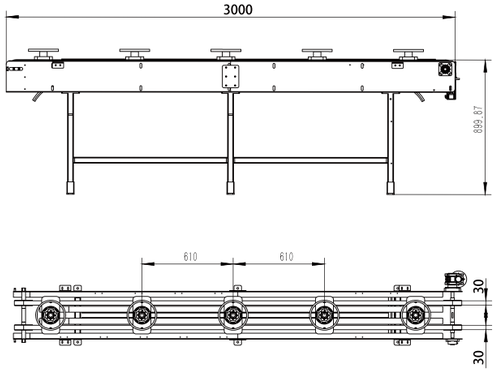

链条输送机

CHAIN CONVEYORS

链条输送线也可称为链条线。链条输送线是以链条作为牵引和承载体进行输送物料的设备，链条可以采用普通的套筒滚子输送链，积放链，倍速链）。链条输送线主要输送托盘、大型周转箱等。

链条输送线是一种应用较为广泛的流水线输送设备，链条输送线是非标设备，客户可根据需要进行定制。

设计参考图

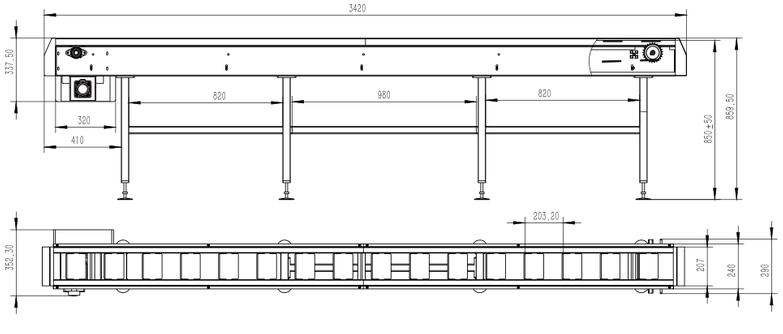

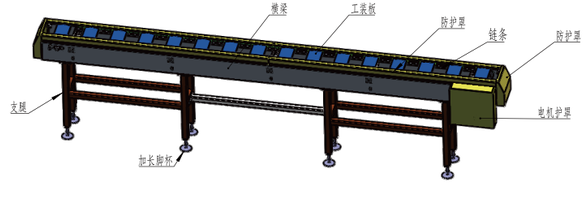

链板输送机

SLAT CONVEYORS

链板输送机以标准顶板为承载面，由马达减速机为动力传动，运行在专用的导轨中，输送面平坦光滑，摩擦力小，物料在输送之间过渡平衡，根据工艺流程不同，链板线分为直行及转弯形，材质分为热塑钢及不锈钢，适合输送物料一般为塑料瓶、玻璃瓶、易拉罐、等包装产品、也可输送纸箱、袋包包装的产品。我们可以通过制作多排一体，使输送面变的很窄，并形成速度差，使多列在无挤压的情况下变成单列，同样也可以单列变成多列并行走缓慢从而实现物流在输送过程中的储存。

不锈钢
链板线





设计参考图

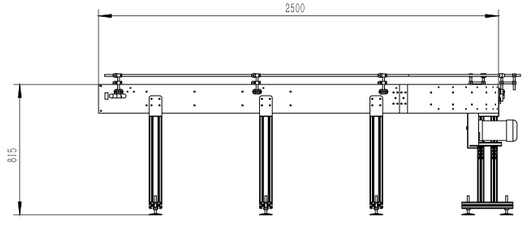

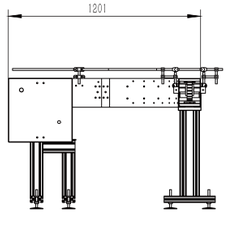

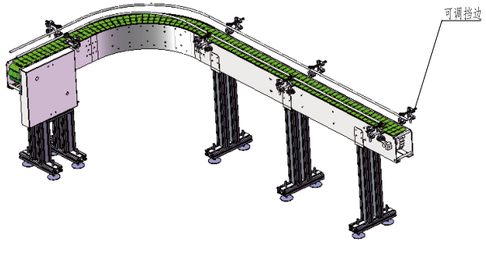

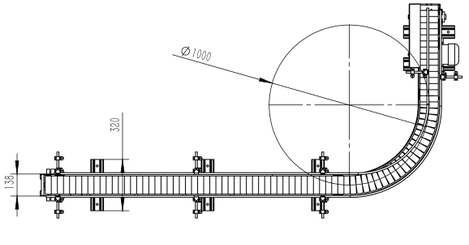

设计参考图

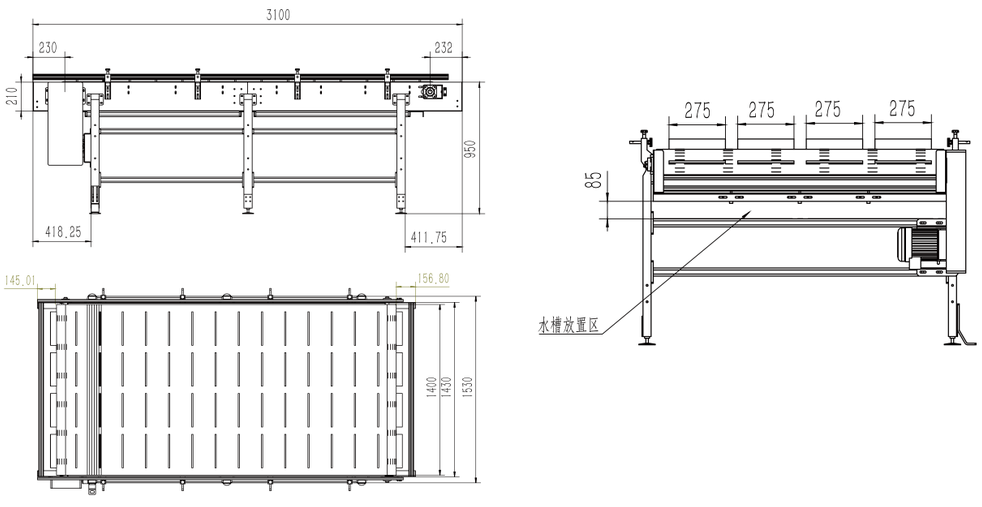

网带输送机

MODULAR CONVEYORS

网带输送机可采用链轮和滚筒两种驱动方式运转。输送带的材质为不锈钢或者塑钢网带，材质可用碳钢烤漆结构或 304 不锈钢，其具有强度高、伸缩性小、不易变形、易保养，而且卫生、耐腐蚀、耐高温或恶劣环境性强、运行平稳、造型美观、使用寿命长等特点。适用于各种食品行业的烘干、蒸煮、油炸、清洗、去温、冷冻等环节，也可以用于制药、日用化工等行业。

设计参考图



不锈钢网带输送机

不锈钢网带输送机在纸箱包装、脱水蔬菜、水产类、膨化食品、肉食品、水果、医药等行业都得到普遍应用。该设备具有运用便当、透气性好、运转平稳，不易跑偏，运用寿命长等优势。在食品厂里的输送设备中，如饮料厂、牛奶厂、面包厂、饼干厂、脱水蔬菜厂、罐头厂、冷冻厂等各行业中都得到认可与肯定。




设计参考图

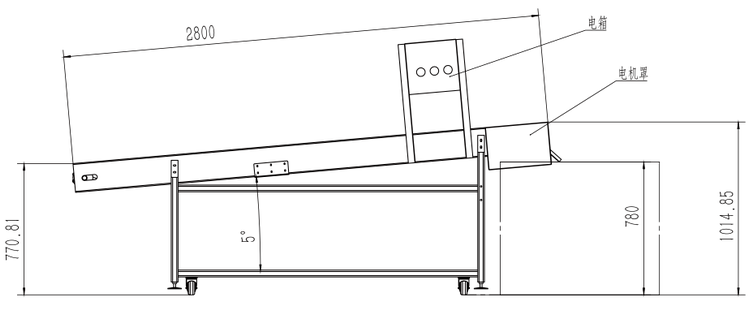

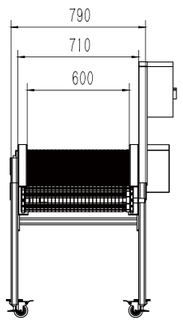

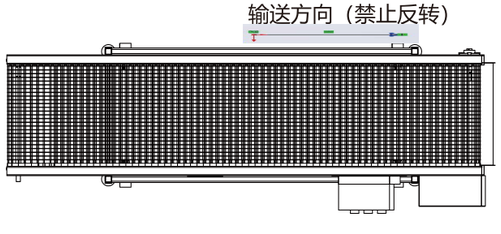

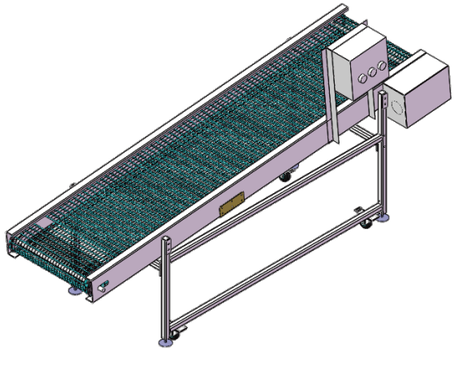

龙骨链输送机
FLEXIBLE CONVEYORS

龙骨链输送机采用高强度的柔性链作为输送载体，可做直行、转弯、爬坡等输送，具有较好的适应性和经济性，输送平稳、转弯半径小、低噪音、低磨损、易清洗、易维护。适用于纸盒包装的乳品、饮料、日化、制药、轴承、卷筒纸、汽车零部件加工等行业。





设计参考图

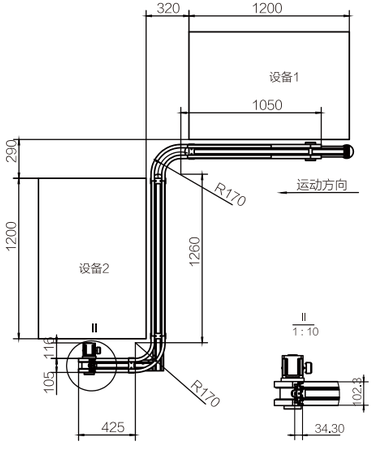

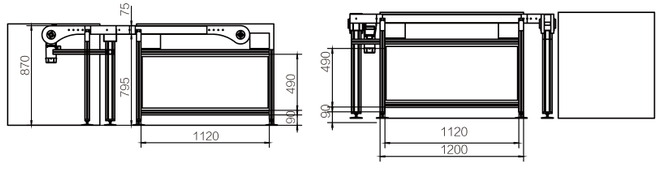

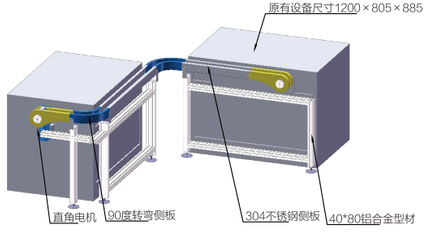

垂直提升机

VERTICAL ELEVATOR

垂直升降输送机适用于塑料筐、纸箱等底部平整物件的垂直提升或者下降于楼层之间，输送效率高，完全自动化，体积小，视觉美观，可根据客户要求制成 Z 型及 C 型完成输送物的间隙式进入及上下对接，为提升输送速度还可通过制作双排进出口使输送速度提升一倍。

设计参考图

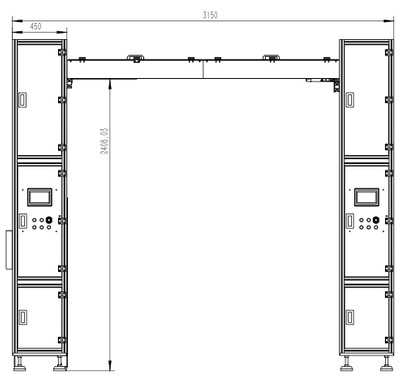

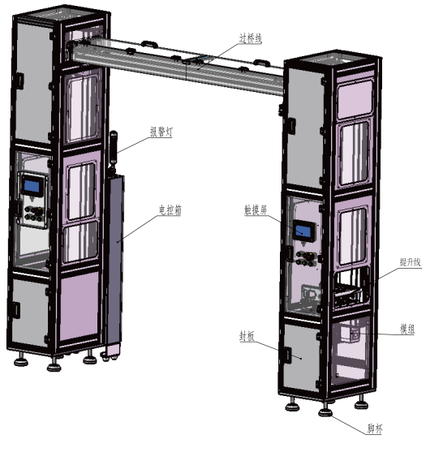

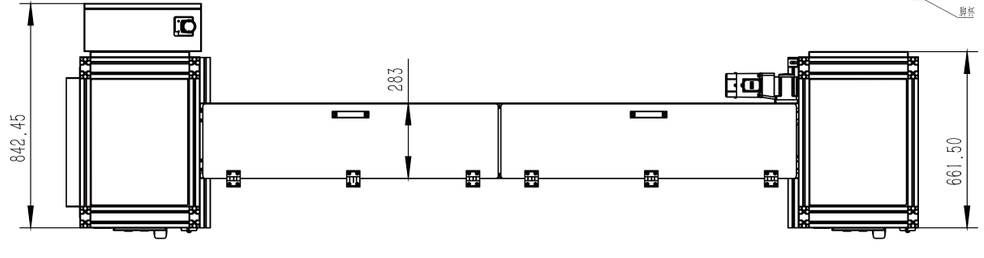

隧道炉烘干生产线

TUNNEL FURNACE DRYING PRODUCTION LINE

隧道炉主体结构，下部分是输送带输送，上面加热，输送带常规采用，PVC 皮带，PVC 耐高温皮带，特氟龙网带（网格 4*4），特氟龙布带，链板输送，不锈钢网带输送，倍速链输送，根据客户的产品温度和重量来选择输送方式；上部分采用加热区加热，一般主体结构，外部采用 1.5T 铁板烤漆，或者不锈钢，内部采用 1.2 不锈钢或者镀锌板，内置保硅酸铝岩棉隔热，根据温度来设定厚度，100 度以内保温层厚度 60-80mm，150 度以内保温层厚度 80-100mm，200-250 度，保温层 100-150mm，发热管常规采用不锈钢带散热片发热管，红外石英发热管，风机常规采用 0.37KW，0.75KW，1.5KW 根据空间来设计。

设计参考图

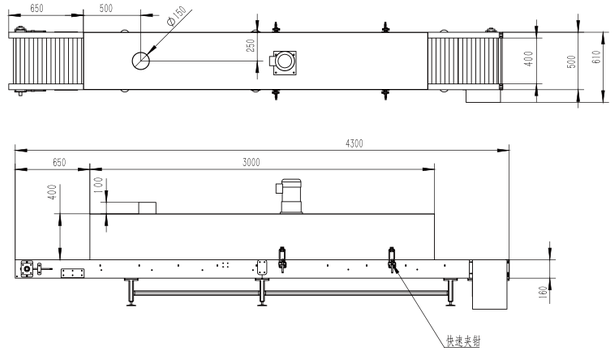

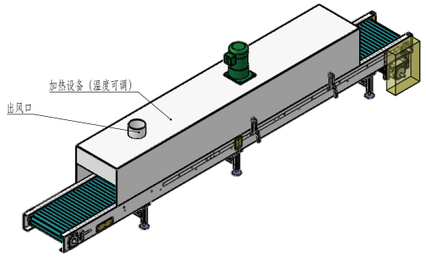

非标定制各种规格款式输送机

NON-STANDARD CUSTOMIZED VARIOUS SPECIFICATION STYLES CONVEYORS


180度翻转机构


光伏输送设备


包胶滚筒线


不锈钢链板输送机


不锈钢链板线


不锈钢链板线


冲压皮带机


搓料机


顶升移栽机


顶升横移


滚筒托盘提升机


动力转弯双层滚筒线


滚筒提升机


耐高温特氟龙网带线


顶升包胶滚筒线

非标定制各种规格款式输送机

NON-STANDARD CUSTOMIZED VARIOUS SPECIFICATION STYLES CONVEYORS


滚筒提升机2


非标三列同步带输送机


环形柔性链板线


环形皮带机


动力滚筒线


奶箱夹持喷码输送机


双层电动滚筒


双列非标皮带


塑料链板线


烟厂高速皮带机


隧道炉


伸缩滚筒线


排屑机


提升机


转台

应用实例

APPLICATION EXAMPLE






BIFA
BASIC TRANSFER SYRSTEM 基础输送系统







应用实例

APPLICATION EXAMPLE















托盘输送系统

PALLET CONVEYOR SYSTEM

托盘输送系统是根据单个托盘最大满载重量不同分类，分别为 BF1/BF2/BF2.5/BF3/BF4/BF5。
在每个系列中，使用标准线体和高度模块化的配套机构，可以应对多种场合进行便捷的组合使用，以满足各种自动化生产的需求。

Pallet conveying systems are classified according to the maximum full load weight of a single pallet, which are BF1/BF2/BF2.5/BF3/BF4/BF5.
In each series, standard bodies and highly modular supporting mechanisms are used, which can be conveniently combined in a variety of situations to meet various automated production needs.

经济 Economy　　高效 High-efficiency　　省心 Save worries

输送系统分类

CONVEY SYSTEM OVERVIEW

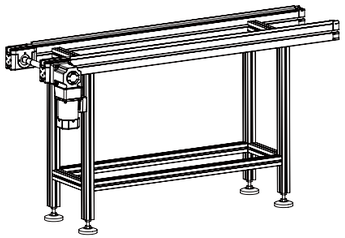

BF1齿形带输送系统

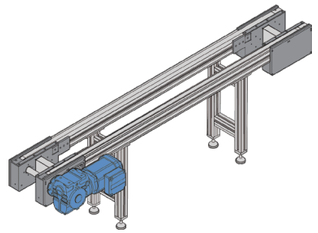

BF1P片基带输送系统

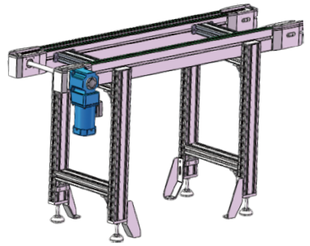

BF2Q单倍速轻载输送系统

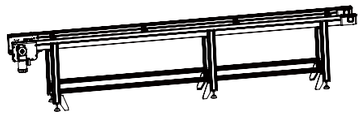

BF2B单倍速标准输送系统

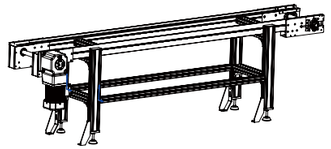

BF25Q 2.5倍速轻载输送系统

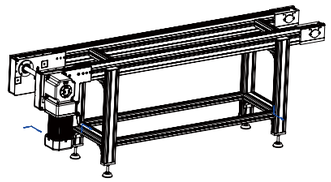

BF2.5Z 2.5倍速重载输送系统

BF3Q 3倍速轻载输送系统



BF3Z 3倍速重载输送系统

BF4 重载托盘输送系统



BF5 辊道托盘输送系统

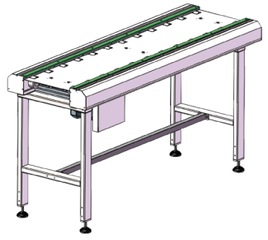

BF5-A 双支撑辊道托盘输送系统

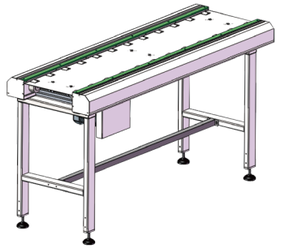

BF5-B 伞齿轮辊道托盘输送系统

基础排布形式

BASIC LAYOUT PLANNING

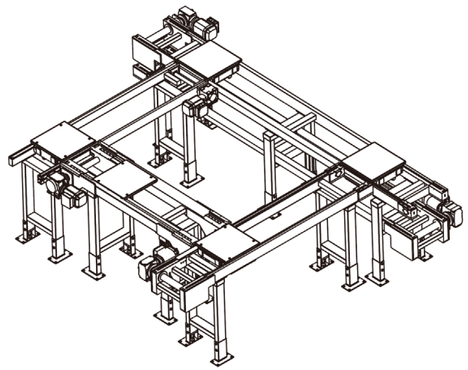

水平循环排布A
Horizontal Circuit A

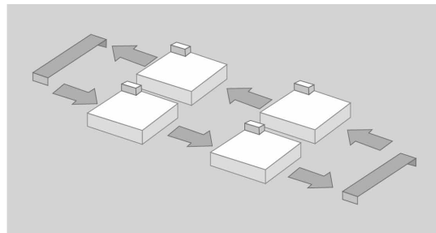

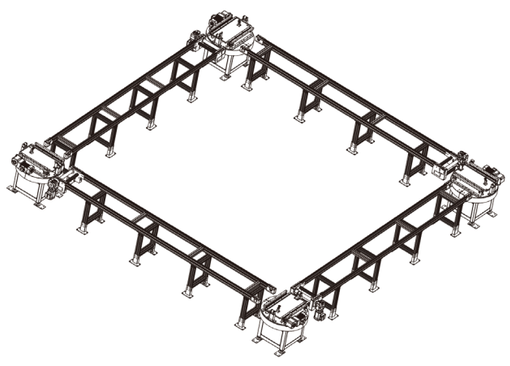

水平循环排布B
Horizontal Circuit B

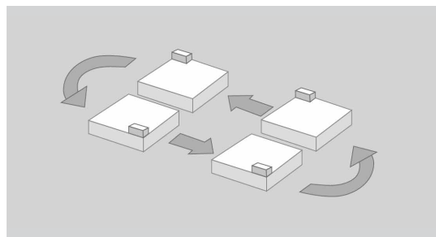

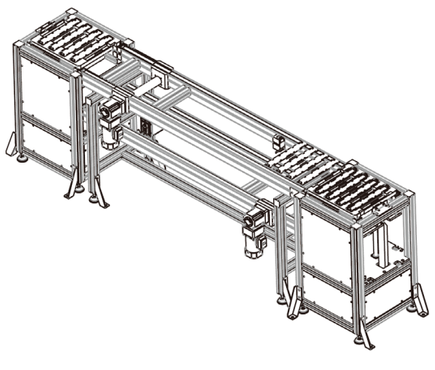

垂直循环排布
Vertical Circuit

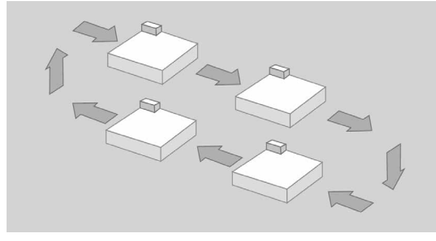

BF1/ BF2B/ BF2Q托盘输送机

BF1 / BF2B / BF2Q PALLET CONVEYOR

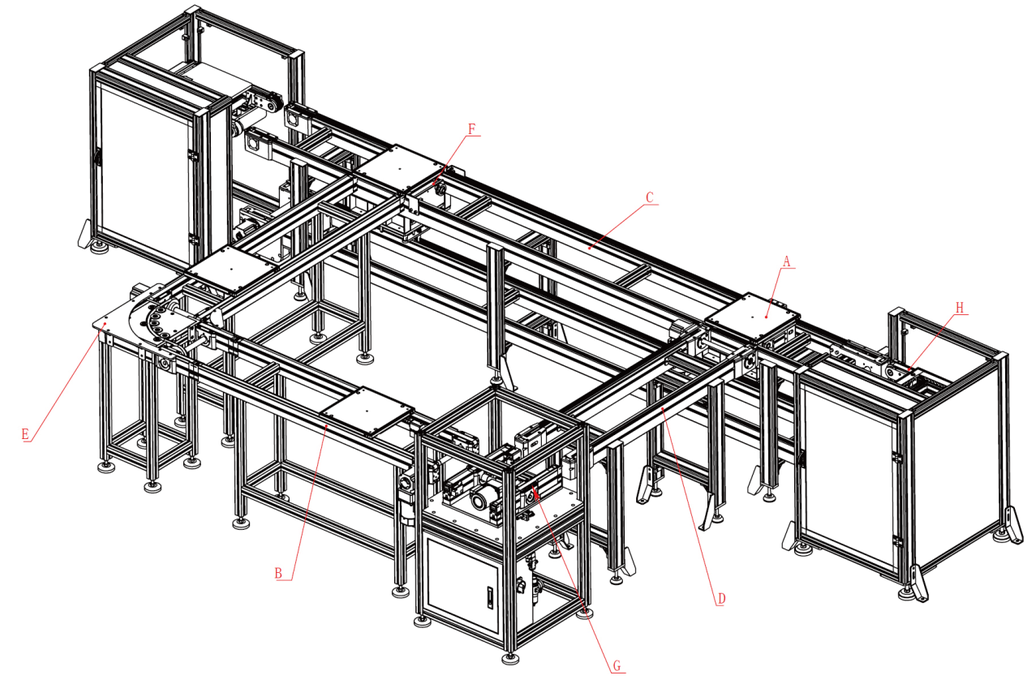

A	托盘	Pallet
B	BF1托盘输送机	BF1 Pallet Conveyor
C	BF2B 托盘输送机	BF2B Pallet Conveyor
D	BF2Q托盘输送机	BF2Q Pallet Conveyor
E	90°圆带转弯	90°Round Belt Conveyor
F	顶升横移	Lift and Transverse Unit
G	转台	Rotate Unit
H	升降机	Lift Unit

- BF2Q 托盘输送系列适用于整线满载总重量在 300kg 以内的输送场合。
- BF2B 托盘输送系列适用于整线满载总重量在 600kg 以内的输送场合。
- BF1 托盘输送系列适用于整线满载总重量在 60kg 以内的输送场合。
- 配合各种高度模块化的配套机构可以实现多种条件下自动化输送的需求。

- Permissible load capacity of BF2Q pallet conveyor is within 300kg.
- Permissible load capacity of BF2B pallet conveyor is within600kg.
- Permissible load capacity of BF1 pallet conveyor is within 60kg.
- In conjunction with other modules to suit for particular assembly task.

托盘 ///
PALLET

托盘工作原理 Pallet working principle

托盘的作用是在输送系统中作为输送工件的工具将工件输送至各加工工位。
托盘到达工位时，被挡停器挡停，而输送介质可以继续运行。

The pallet is as the transferring tool to convey the work-piece to each work station. The pallet will be stopped by the Stop when it arrives at the work station. The conveying medium will continuously operate.

应用：带有钢制或铝制承载托板的塑料边框托盘和带有钢制或铝制承载托板的铝型材边框托盘；均适用于小型、中型负载物。

Application. Plastic frame pallet and aluminum profile frame pallet, with steel or aluminum support plate, are both applicable for small load and medium load.

托盘可以利用不同模块为各种工件进行个性化的配置。为此，可选择不同的框架模块和承载托板。

For pallet, the modules can be assembled together to meet different requirements . Different frame modules and support plates can be chosen.

托盘可实现尺寸的连续性，满足客户不同的尺寸及特征上的要求。

For pallet the full dimension range meets customers requirements on dimensions and configurations.

输送介质 Belt type

输送介质单位承载能力 f 可以使用以下参数估算：

Unit loading capacity(f) of conveyor medium can be estimated with the following parameters:

齿形带输送介质单位承载能力：带 PE 摩擦条的托盘，允许表面负载最多达 0.6kg/cm;

Unit loading capacity of toothed belt pallet with PE friction stip , allowable load on the surface up to 0.6kg/cm.

片基带输送介质单位承载能力：带 PE 摩擦条的托盘，允许表面负载最多达 1kg/cm;

Unit loading capacity of base belt pallet with PE friction strip , allowable load on the surface up to 1kg/cm.

堆积滚子链输送介质单位承载能力：带 PE 摩擦条的托盘，允许表面负载最多达 3kg/cm;

Unit loading capacity of accumulation roller chain: pallet with PE friction strip， allowable load on the surface up to 3kg/cm.

托盘运用环境和案例 Pallet application environment and examples

均采用高品质材料，以确保连续使用工况。能够抵御工业环境中常见的润滑剂和清洗剂腐蚀。但是，不保证可耐各种测试液、气体及溶剂制品的腐蚀。所以客户在选择托盘产品时首先告知现场工况情况，以免造成不必要的损失如果您有任何疑问，请来电咨询！

The high quality material l is chosen to ensure the continuous working condition The pallet is protected from. Corrosion of the common lubricants or cleaners in industrial area, but not corrosion of testing liquid, gas or solvent. The customer need to inform the working condition on site before pallet selection to avoid unnecessary loss. Please contact us for any questions.

适用于对静电敏感的区域。
Applicable for area sensitive to static.

可防静电，适用于对静电敏感的区域。
ESD，applicable for area sensitive to static.

选择托盘

PALLET SELECTION

托盘的总质量 Estimation of pallet gross mass

允许的托盘总质量 MG 视以下条件而定：

Allowable pallet gross mass Mg is subject to the following aspects

输送介质：皮带、齿形带、堆积滚子链；

Conveying medium: belt，toothed belt，accumulation roller chain

托盘与输送介质的表面接触长度 Lp 或 Wp。

Contact length Lp or Wp between pallet and conveying medium



允许的托盘和工件总质量估算：

Estimation of allowable pallet and work-piece gross mass

- MG: 托盘质量 + 工件质量，单位：kg
  MG: weight of pallet+weight of work-piece, unit: kg
- Lp: 托盘长边尺寸，单位：cm
  Lp: long side of the pallet, unit: cm
- Wp: 托盘短边尺寸，单位：cm
  Wp: short side of the pallet, unit: cm
- f: 输送介质单位承载能力，单位：kg/cm
  f: Unit loading capacity of the conveying medium, unit: kg/cm

MG = LP X f
MG = WP X f

横向输送
Crosswise transfer

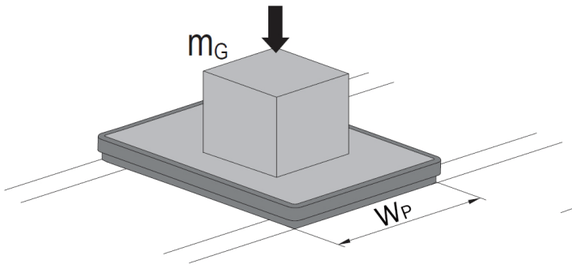

纵向输送
Longitudinal transfer

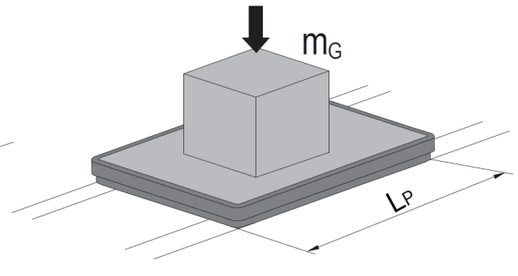

注意：
Note

在同一输送系统中，对于输送非正方形托盘的输送线，同时有纵向和横向输送(托盘纵向输送与横向输送的表面接触长度不同)。托盘的短侧决定了最大允许的总重量，MG=Wp x f。

If the pallet is not in square but in rectangle, and transportation includes crosswise transport and length-wise transport(different contact length)the max MG according to the short side of pallet.i.e,MG=Wp x f.

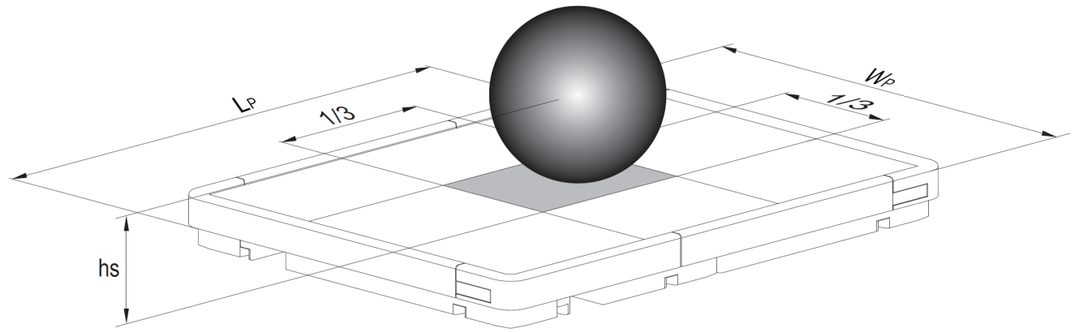

托盘允许的重心位置 Allowable center of gravity for the pallet

阻挡托盘或者改变输送方向时，托盘上负载的重心位置对于托盘的稳定性有决定性作用。负载物重心过高或偏移时影响设备及托盘的使用寿命。

The gravity center of the load on the pallet is crucial for the stability of the pallet when the pallet is stopped or direction changed. The service life of the equipment and pallet will be affected due to high gravity center or offset gravity center. It is suggested.

所以建议：

负载物必须放置在托盘的中心

The load shall be at the center of the pallet

负载物重心高度 hs 不得超过 1/2 Wp (Wp <Lp)

Height of load gravity hs not more than 1/2 Wp(Wp <Lp

为了使工件在托盘中心承重，建议在使用重型工件或者重量分配不均匀的工件时选择尺寸更大的托盘

In order to keep the load at the center of the pallet，it is suggested to choose bigger pallet for big load or uneven load

托盘挡停器安装位置 Installation position of pallet stop

在使用托盘时,挡停器安装在托盘输送方向的左前侧、右后方进行档停。

When the stop is used with pallet，it will be mounted in rear right or front left position in the direction of transport

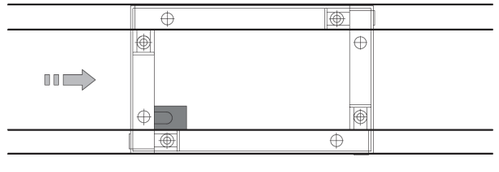

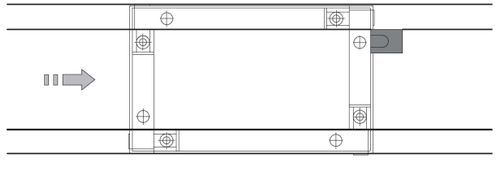

工件托盘
WORK-PIECE PALLET

特点 Features

(1)、适用于平皮带、齿形带输送线使用
Suitable for use on flat belt and toothed belt conveyor lines
(2)、塑料框架模块，带通用铝制 / 钢制承载板
Plastic frame module with universal aluminum/steel bearing plate
(3)、铝制承载板厚度规格 :5mm/8mm/12mm
Aluminum bearing plate thickness specification: 5mm/8mm/12mm
(4)、51 种标准规格
51 standard specifications
(5)、集成定位销套，定位精度可达 ±0.1mm
Integrated positioning pin sleeve, positioning accuracy up to ± 0.1mm
(6)、标准框架底部、侧面均集成金属感应垫片
Metal induction gaskets are integrated at the bottom and sides of the standard frame
(7)、防静电
Anti static

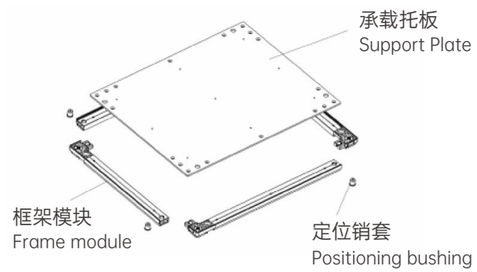

供货范围 Supply scope

承载板 1/ 塑料框架模块 / 定位销套 / 弹簧销 2　Bearing plate 1/plastic frame module/positioning pin sleeve/spring pin 2

供货方式 Supply method

成套 (已装配) / 零部件供货 (请来电咨询)
Complete set (assembled)/parts supply (please call for consultation)
1、需追加工件或工装安装孔，支持来图加工
Additional workpiece or fixture installation holes are required to support processing according to drawings

2、规格尺寸 Wp x LP = 320x400mm 承载板需追加 2 件辅助紧固的弹簧销孔，Wp x Lp 400x400mm 承载板需追加 4 件辅助紧固的弹簧销孔。(Wp 、LP 指托盘工作宽度和长度，非托盘外形的宽度和长度)
The specification size Wp x LP=320x400mm, and the bearing plate needs to add 2 additional spring pin holes for auxiliary fastening. The Wp x Lp 400x400mm bearing plate needs to Add 4 additional spring pin holes for auxiliary fastening. (Wp, LP refer to the working width and length of the pallet, not the width and length of the pallet shape)

订购 Ordering

WT–Wp–LP–T–A–SR

Wp: Pallet width main Conveyor 输送托盘宽度
LP: Pallet length main Conveyor 输送托盘长度
T: Pallet Type (A=black anodized aluminum supporting plate、B=black carbon steel supporting plate、C=nature anodized aluminum supporting plate 托盘类型 (A= 黑色铝合金托盘、B= 黑色碳钢托盘、C 铝合金本色)
A: Thickness of support plate 承载板厚度 :(T=5mm、8mm、12mm)
SR: Special Requirement 特殊要求

Example 订货范例 :
WT–Wp160 – Lp160 – T5– A
托盘宽度 :160mm，托盘长度 :160mm，承载板厚度 :5mm，铝合金黑色阳极氧化。
Pallet width: 160mm, Pallet length: 160mm, bearing plate thickness: 5mm, aluminum alloy black anodized.

a. 需追加工件或工装安装孔、平面度特殊要求，请来电咨询
Additional workpiece or fixture installation holes and special requirements for flatness are required. Please call for consultation;

b. 承载板材质、厚度、表面处理特殊要求，请来电咨询
Special requirements for material, thickness, and surface treatment of bearing plates, Please call for consultation;

c. 其他非标要求，请来电咨询。
Other non-standard requirements, Please call for consultation.

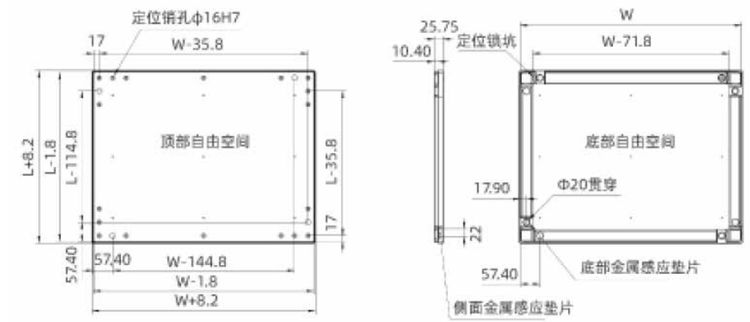

成套订货编号 :

Ba(mm)x L(mm)	承载板厚度	承载板材质	平面度T(mm)	承载板表面处理	托盘重量1mp(kg)
160x160 160x160	5 5	铝合金 碳钢	0.3 0.3	黑色阳极氧化 黑色电泳	0.9 1.5
160x240 160x240	5 5	铝合金 碳钢	0.3 0.3	黑色阳极氧化 黑色电泳	1.2 2.1
160x320 160x320	5 5	铝合金 碳钢	0.3 0.3	黑色阳极氧化 黑色电泳	1.5 2.8
240x240 240x240	5 5	铝合金 碳钢	0.3 0.3	黑色阳极氧化 黑色电泳	1.5 2.9
240x320 240x320	5 5	铝合金 碳钢	0.5 0.5	黑色阳极氧化 黑色电泳	1.9 3.9
240x400 240x400	5 5	铝合金 碳钢	0.5 0.5	黑色阳极氧化 黑色电泳	2.3 4.7
320x320 320x320	5 5	铝合金 碳钢	0.5 0.5	黑色阳极氧化 黑色电泳	2.5 5.1
320x400 320x400	5 5	铝合金 碳钢	0.5 0.5	黑色阳极氧化 黑色电泳	2.9 6.2
320x480 320x480	5 5	铝合金 碳钢	0.6 0.6	黑色阳极氧化 黑色电泳	3.5 7.4
400x400 400x400	5 5	铝合金 碳钢	0.6 0.6	黑色阳极氧化 黑色电泳	3.4 7.5
400x480 400x480	5 5	铝合金 碳钢	0.6 0.6	黑色阳极氧化 黑色电泳	4.1 9
400x640 480x480	5 5	铝合金 碳钢	0.8 0.8	黑色电泳 黑色阳极氧化	11.8 4.8
480x640 480x800	5 5	碳钢 碳钢	0.8 1	黑色电泳 黑色电泳	10.7 13.9
640x640	5	碳钢	1	黑色电泳	18.1
240x320 240x400	8 8	铝合金 铝合金	0.5 0.5	黑色阳极氧化 黑色阳极氧化	2.6 3.1
320x320 320x400 320x480	8 8 8	铝合金 铝合金 铝合金	0.5 0.5 0.6	黑色阳极氧化 黑色阳极氧化 黑色阳极氧化	3.3 3.9 4.6
400x400 400x480 400x640	8 8 8	铝合金 铝合金 铝合金	0.6 0.6 0.8	黑色阳极氧化 黑色阳极氧化 黑色阳极氧化	4.7 5.6 6.8
480x480 480x640 480x800	8 8 8	铝合金 铝合金 铝合金	0.8 0.8 1	黑色阳极氧化 黑色阳极氧化 黑色阳极氧化	6.6 8.1 10
640x640 640x800	8 8	铝合金 铝合金	0.8 1	黑色阳极氧化 黑色阳极氧化	9.7 12.1
800x800	8	铝合金	1	黑色阳极氧化	14.9
320x480	12	铝合金	0.5	黑色阳极氧化	5.5
400x400 400x480 400x640	12 12 12	铝合金 铝合金 铝合金	0.5 0.6 0.8	黑色阳极氧化 黑色阳极氧化 黑色阳极氧化	6.4 7.5 9.1
480x480 480x640 480x800	12 12 12	铝合金 铝合金 铝合金	0.6 0.8 0.8	黑色阳极氧化 黑色阳极氧化 黑色阳极氧化	9 10.7 13.4
640x640 640x800	12 12	铝合金 铝合金	1 1	黑色阳极氧化 黑色阳极氧化	14.6 18.1
800x800	12	铝合金	1	黑色阳极氧化	22.2

框架模块

FRAME MODULES

包含角件160、角件240、角件320、直线件160
Including corner part 160, 240, 320 and linear part 160
可与其他附件组合成不同尺寸的托盘框架
To form different sizes of pallet with other parts

部件概览 Parts-overview

Support Plate
承载托板

实现框架模块之间的连接，与框架模块的组合
To Corner the frame module parts together
可以很方便地将定制的工件夹具集成在上面
Easy installation of custom made workpiece on the pallet

Corner part
角件

包含角件160、角件240、角件320、直线件160
Corner part 160，240 or 320
可与其他附件组合成不同尺寸的托盘框架
To form different sizes of pallet with others parts



Positioning bushing
定位销套

使定位单元能在指定位置准确定位托盘
To have the positioning unit locate the pallet in exact position

框架模块

FRAME MODULES

CORNER PART 160
角件 160

与其他角件、直线件组合
Connected with other comer part, linear part

订购说明 Ordering reference

Product name 产品名称	Material 材质	Delivery unit 供货单位	Part No. 订购编号
Corner part160 角件160	PE,黑色	1	CP160

CORNER PART 240
角件 240

与其他角件、直线件组合
Connected with other comer part, linear part

订购说明 Ordering reference

Product name 产品名称	Material 材质	Delivery unit 供货单位	Part No. 订购编号
Corner part160 角件160	PE,黑色	1	CP240

CORNER PART 320
角件 320

与其他角件、直线件组合
Connected with other comer part, linear part

订购说明 Ordering reference

Product name 产品名称	Material 材质	Delivery unit 供货单位	Part No. 订购编号
Corner part160 角件160	PE,黑色	1	CP320

LINEAR PART 160
直线件 160



与其他角件、直线件组合
Connected with other comer part, linear part

订购说明 Ordering reference

Product name 产品名称	Material 材质	Delivery unit 供货单位	Part No. 订购编号
Linear part160 直线件160	PE,黑色	1	CP160

BF1齿形带输送系统

BF1 TOOTHED TWIN-BELT CONVEYING SYSTEM



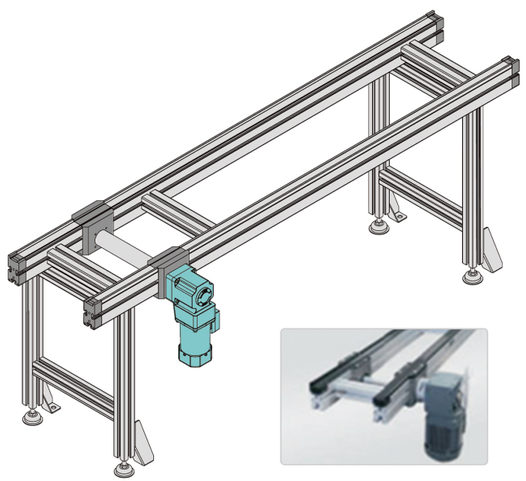

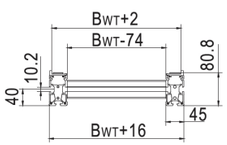

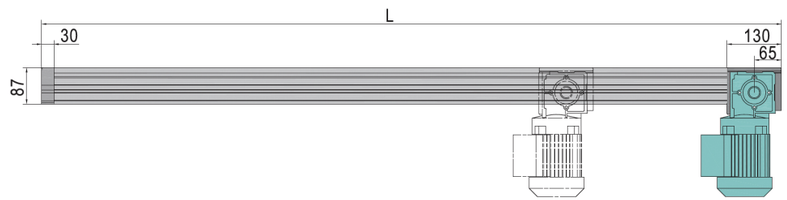

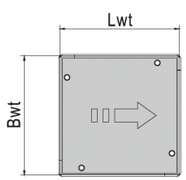

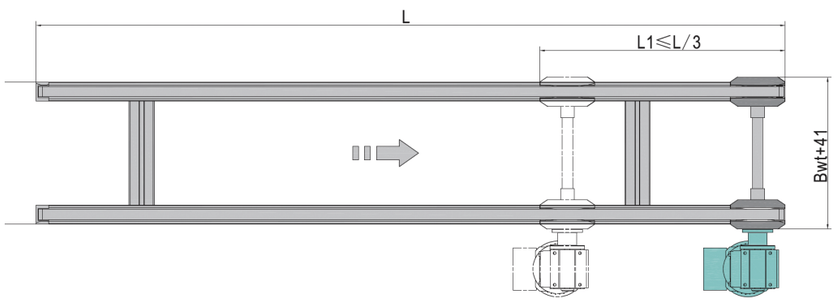

*必须按照图示方向输送托盘，禁止反向

Workpiece pallets should be conveyed toward a drive unit, reversible operation is forbidden

规格配置 Specification

产品名称 Product Name	BF1齿形带输送机 BF1 Toothed twin- belt conveyor
线体长度 Conveyor Length	400 ≤ L ≤ 6000mm
托盘宽度 Pallet Width	160 ≤ Bwt ≤ 1000mm
线体高度 Conveyor Height	高度可指定 Height can be specified
最大负载能力 Max.load capacity	60kg
最大满载运行速度 Max. speed in full-load	Vmax =20m/min
驱动方式 Driving Model	直接驱动 Direct drive
传输介质 Conveyor Belt	T5同步带
线体长度承载能力 Conveyor Length carrying capacity	≤ 0.6kg/cm

负载能力 Load capacity

最大长度=6米 最大负载=60Kg

Max.Length=6meters Max.Load=60Kg

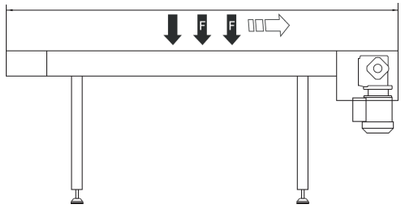

特征/应用 Features/application

模块化设计，模具化部件，维护方便；

Modular design, molded components, easy maintenance;

机身为有标准槽口的高强度铝合金型材，方便输送机安装在其他设备上或者在输送机上安装其它附件(如传感器、支架等)；

High intensity aluminum profile with standard slot on border, for easy to be assembled on other equipment or assemble other components(like sensor、bracket etc);

配合圆带转弯机(90°圆带转弯机、180°圆带转弯机)，顶升横移，转台及升降机使用，实现柔性自动化循环控制；

Cooperate with circular belt turning machines (90 ° circular belt turning machines), lift and move horizontally, use turntables and elevators, and achieve flexible automated cycle control;

使用环境清洁度：十万级(使用中同步带与同步轮摩擦会产生粉末)；

Cleanliness of the operating environment: Class 100000 (powder will be generated due to friction between the synchronous belt and the synchronous wheel during use);

使用环境温度：-10°C~+80°C；

Operating environment temperature: -10 ° C~+80 ° C;

应用范围：工厂自动化、汽车零部件、电子等。

Application scope: Factory Automation，Automobile Parts ，Electronics etc.

订购 Ordering

BF1 -M-V-Bwt-L-H-N-OP-F1-E-SR

M: 满载负载

M: Max.Load Capacity

V: 托盘运行速度(2-20m/min 推荐作业速度 8-16m/min)

V: Curve conveying speed (2-20m/min, recommended operating speed 8-16m/min)

Bwt: 托盘宽度

Bwt: Pallet width

L: 线体长度(线体长度必须是 5 的倍数)

L: Conveyor length (Conveyor length must be a multiple of 5)

H: 线体水平高度(最小高度不小于 240mm, 当数值为 0 时表示不含支腿)

H: Conveyor Height (minimum height ≥ 240mm,figure 0 means no support leg)

N: 支腿数量 (支腿间距 1000mm-2000mm 之间)

N: Number of support leg(spacing between stand supports between 1000mm-2000mm)

OP: 电机位置(如图 1-1 所示)

OP: Motor Position(as figure1-1)

F1: 电机方向(如图 1-2 所示)

F1: Motor direction (as figure1-2)

E: 驱动位置(E= 端部驱动、C= 中间驱动)

E: Drive position(E=End Drive、C=Centre Drive)

SR: 特殊要求 SR: Special Requirement

电机布局
Motor Layout

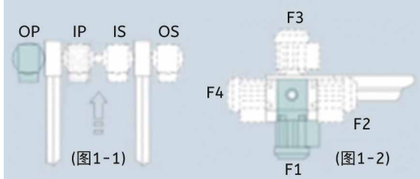

电机接线盒默认方向如图所示，如有特殊要求请来电咨询。

The direction of motor terminal box as figure indcated, and please contact us if special request needed.

订货范例 Example:

BF1 -M30-V15-Bwt600-L5000-H800-N8-OP-F1-E-SR

BF1 齿形带输送线 -- 负载 30kg-- 输送速度 15m/min- 托盘宽度 600mm-- 输送长度 5000mm-- 输送线高度 800mm- 支腿数量 8 个 -- 电机位置线体左侧 -- 电机方向 F1- 端部驱动 E

BF1 Toothed Twin-belt conveyor-loading 30kg-conveyor speed 15m/min-pallet width 600mm-conveyor length 5000mm--conveyor height 800mm—Number of legs 8 -motor position outside and left—motor direction F1-Drive position End Drive

BF1P片基带输送系统

BF1P BASE TWIN-BELT CONVEYING SYSTEM

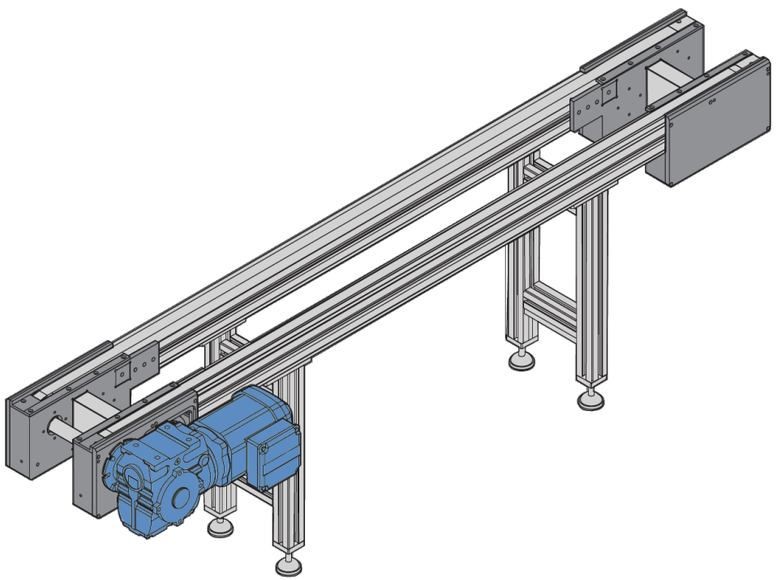

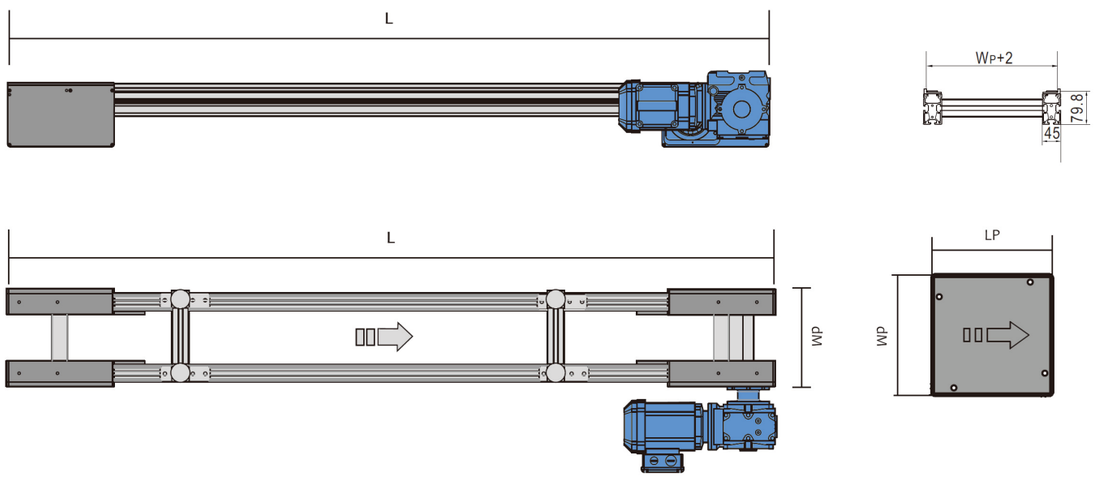

*必须按照图示方向输送托盘，禁止反向

Workpiece pallets should be conveyed toward a drive unit, reversible operation is forbidden

规格配置 Specification

产品名称 Product Name	BF1P片基带输送机 BF1P Base Twin-Belt Conveyor
线体长度 Conveyor Length	1200≤L≤12000mm
托盘宽度 Pallet Width	160 ≤ Bwt ≤ 1000mm
线体高度 Conveyor Height	高度可指定 Height can be specified
最大负载能力 Max.load capacity	150kg
最大满载运行速度 Max. speed in full-load	Vmax =20m/min
驱动方式 Driving Model	直接驱动 Direct drive
传输介质 Conveyor Belt	尼龙片基带 Nylon base belt
线体长度承载能力 Conveyor Length carrying capacity	≤ 1kg/cm

负载能力 Load capacity

最大长度=12米
Max.Length=12meters

最大负载=150Kg
Max.Load=150Kg

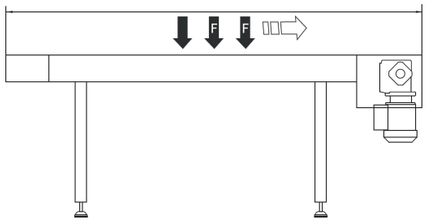

特征/应用 Features/application

模块化设计，模具化部件，维护方便，输送能力较大，适用于中度负载；

Modular design, molded components, easy maintenance, Large conveying capacity, suitable for moderate loads;

机身为有标准槽口的高强度铝合金型材，方便输送机安装在其他设备上或者在输送机上安装其它附件（如传感器、支架等）；

High intensity aluminum profile with standard slot on border, for easy to be assembled on other equipment or assemble other components(like sensor、bracket etc);

配合圆带转弯机（90°圆带转弯机、180°圆带转弯机），顶升横移，转台及升降机使用，实现柔性自动化循环控制；

Cooperate with circular belt turning machines (90 ° circular belt turning machines, 180 ° circular belt turning machines), lift and move horizontally, use turntables and elevators, and achieve flexible automated cycle control;

使用环境清洁度：十万级；

Cleanliness of the operating environment: Class 100000;

使用环境温度：-10°C~+80°C；

Operating environment temperature: -10 ° C~+80 ° C;

应用范围：工厂自动化、汽车零部件、电子等。

Application scope: Factory Automation, Automobile Parts , Electronics etc.

订购 Ordering

BF1P -M-V-Bwt-L-H-N-OP-F1-E-SR

M: 满载负载
M: Max.Load Capacity
V: 托盘运行速度（2-20m/min 推荐作业速度 8-16m/min）
V: Curve conveying speed (2-20m/min, recommended operating speed 8-16m/min)
Bwt: 托盘宽度
Bwt: Pallet width
L: 线体长度
L: Conveyor length
H: 线体水平高度（最小高度不小于 260mm，当数值为 0 时表示不含支腿）
H: Conveyor Height (minimum height ≥ 260mm,figure 0 means no support leg)
N: 支腿数量（支腿间距 1000mm-2000mm 之间）
N: Number of support leg(spacing between stand supports between 1000mm-2000mm)
OP: 电机位置（如图 1-1 所示）
OP: Motor Position(as figure1-1)
F1: 电机方向（如图 1-2 所示）
F1: Motor direction (as figure1-2)
E: 驱动位置（E= 端部驱动）
E: Drive position(E=End Drive)
SR: 特殊要求 SR: Special Requirement

电机布局
Motor Layout

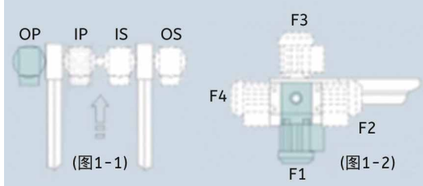

电机接线盒默认方向如图所示，如有特殊要求请来电咨询。
The direction of motor terminal box as figure indcated, and please contact us if special request needed.

Example 订货范例：

BF1P -M30-V15-Bwt600-L5000-H800-N8-OP-F1-E-SR

BF1P 片基带输送线 -- 负载 30kg-- 输送速度 15m/min- 托盘宽度 600mm-- 输送长度 5000mm-- 输送线高度 800mm- 支腿数量 8 个 -- 电机位置线体左侧 -- 电机方向 F1- 端部驱动 E

BF1P Toothed Twin-belt conveyor-loading 30kg-conveyor speed 15m/min-pallet width 600mm-conveyor length 5000mm--conveyor height 800mm—Number of legs 8 -motor position outside and left—motor direction F1-Drive position End Drive

BF2Q单倍速轻载输送系统

BF2Q SINGLE SPEED LIGHT LOAD CONVEYING SYSTEM

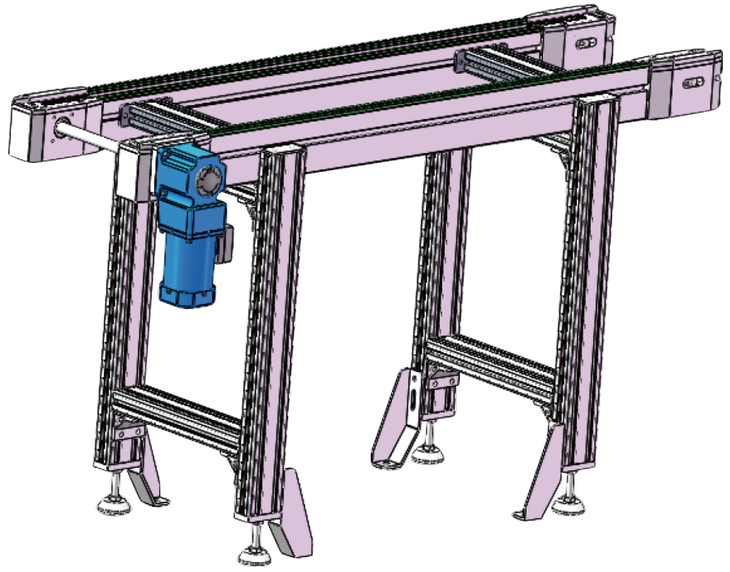

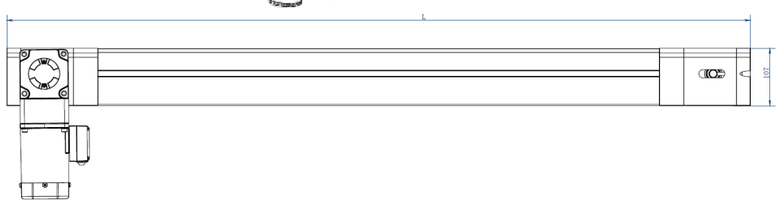

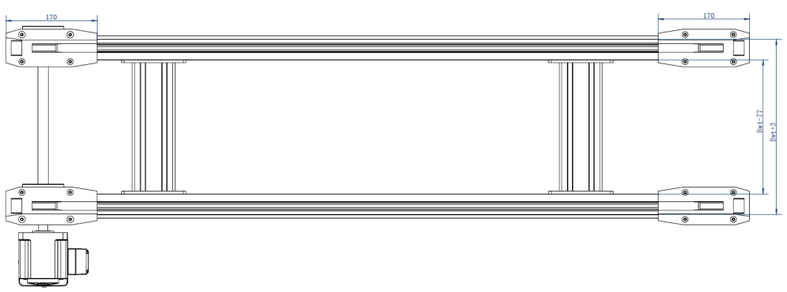

*(必须按照图示方向输送托盘 , 如反向输送请提前沟通)

Workpiece pallets should be conveyed toward a drive unit, If reverse transportation occurs, please communicate in advance

输送方向由机尾向机头方向输送 , (安装电机部件为机头)

The conveying direction is from the tail of the machine to the head direction, (the motor component installed is the head)

特殊情况下可以反向输送 , 但是输送效能要下降 1/3

Under special circumstances, reverse conveying is possible, but the conveying efficiency needs to be reduced by 1/3

输送方向有特殊要求需经过我们事先认可 , 否则主线异常及相关机构将无法保修。

There are special requirements for the conveying direction that require our prior approval, otherwise the main line is abnormal and relevant institutions will not be able to guarantee it

规格配置 Specification

产品名称 Product Name	BF2Q单倍速轻载输送机 BF2Q Single speed light load conveyor
线体长度 Conveyor Length	800 ≤ L ≤ 6000mm
托盘宽度 Pallet Width	180 ≤ Bwt ≤ 1000mm
线体高度 Conveyor Height	高度可指定 Height can be specified
最大负载能力 Max.load capacity	300kg
最大满载运行速度 Max. speed in full-load	Vmax ≤ 30m/min
驱动方式 Driving Model	直接驱动 Direct drive
传输介质 Conveyor Belt	单倍速链 Single speed chain
线体长度承载能力 Conveyor Length carrying capacity	≤ 1.5kg/cm

负载能力 Load capacity

最大长度=6米
Max.Length=6meters

最大负载=300Kg
Max.Load=300Kg

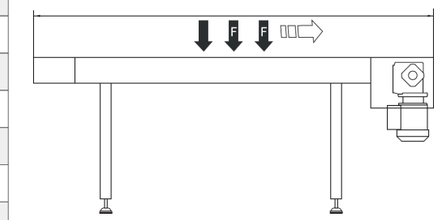

特征/应用 Features/application

模块化设计，模具化部件，维护方便，输送能力较大，适用于轻度负载；

Modular design, molded components, easy maintenance, Large conveying capacity, Suitable for mild loads;

机身为有标准槽口的高强度铝合金型材，方便输送机安装在其他设备上或者在输送机上安装其它附件（如传感器、支架等）；

High intensity aluminum profile with standard slot on border, for easy to be assembled on other equipment or assemble other components(like sensor、bracket etc);

配合顶升横移、转台及升降机使用，实现柔性自动化循环控制;

Used in conjunction with jacking and traversing, turntables and elevators to achieve flexible automated cycle control;

使用环境清洁度：十万级;

Cleanliness of the operating environment: Class 100000 ;

使用环境温度：-10°C~+80°C;

Operating environment temperature: -10 ° C~+80 ° C;

应用范围：工厂自动化、汽车零部件、电子等。

Application scope: Factory Automation, Automobile Parts , Electronics etc.

订购 Ordering

BF2Q–M–V–Bwt–L–H–N–OP–F1–C1–AO–SR

M: 满载负载
M: Max.Load Capacity 满载负载;
V: 托盘输送速度(2-30m/min, 推荐作业速度 8-16m/min)
V: Curve conveying speed (2-30m/min, recommended operating speed 8-16m/min)
Bwt: 托盘宽度
Bwt: Pallet width
L: 线体长度
L: Conveyor length
H: 线体水平高度(最小高度不小于 260mm, 当数值为 0 时表示不含支腿)
H: Conveyor Height (minimum height ≥ 260mm,figure 0 means no support leg)
N: 支腿数量 (支腿间距 1000mm-1200mm 之间)
N: Number of support leg(spacing between stand supports between 1000mm-1200mm)
OP: 电机位置(如图 1-1 所示)
OP: Motor Position(as figure1-1)
F1: 电机方向(如图 1-2 所示)
F1: Motor direction (as figure1-2)
C1: 链条种类(C1 钢质轮链条、C2 尼龙轮链条、C3 免维护镀镍链条、C4 不锈钢链条)
C1: Chain Type(C1 steel chain、C2 nylon wheel chain、C3 Maintenance free nickel plated chain、C4 Stainless Steel Chain)
AO: 链条附件(A0 不带防护盖, A1 链条加防护盖)
AO: Chain Accessory(A0 without chain cover/A1 with chain cover)
SR: 特殊要求 SR: Special Requirement

电机布局
Motor Layout

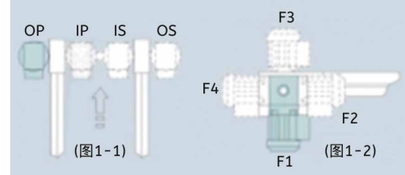

电机接线盒默认方向如图所示，如有特殊要求请来电咨询。
The direction of motor terminal box as figure indcated, and please contact us if special request needed.

Example 订货范例 :

BF2Q - M30-V15-Bwt600-L5000-H800-N8-OP-F1-C1-AO-SR

BF2Q 单倍速轻载输送线 -- 负载 30kg-- 输送速度 15m/min- 托盘宽度 600mm-- 输送长度 5000mm-- 输送线高度 800mm- 支腿数量 8 个 -- 电机位置线体左侧 -- 电机方向 F1- 钢质轮链条

BF2Q Toothed Twin-belt conveyor-loading 30kg-conveyor speed 15m/min-pallet width 600mm-conveyor length 5000mm--conveyor height 800mm—Number of legs 8 -motor position outside and left—motor direction F1-Drive position End Drive

BF2B单倍速标准输送系统

BF2B SINGLE SPEED STANDARD CONVEYING SYSTEM



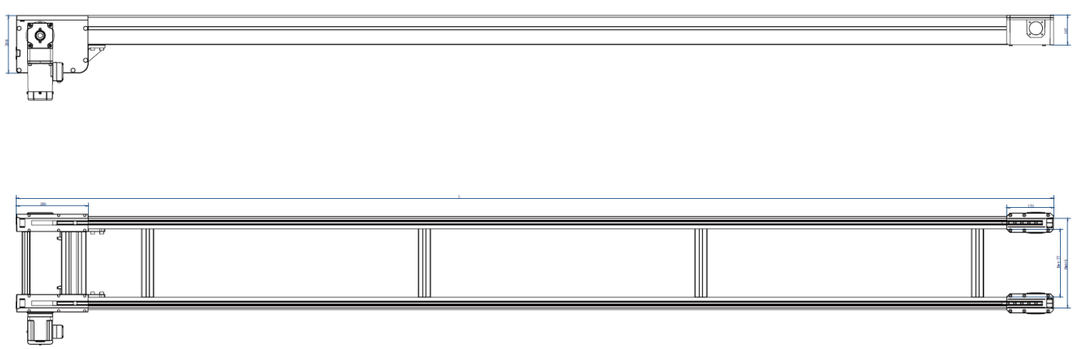

*(必须按照图示方向输送托盘 , 禁止反向输送)

Workpiece pallets should be conveyed toward a drive unit, reversible operation is forbidden

输送方向由机尾向机头方向输送 , (安装电机部件为机头)

The conveying direction is from the tail of the machine to the head direction, (the motor component installed is the head)

规格配置 Specification

产品名称 Product Name	BF2B单倍速标准输送机 BF2B Single speed standard conveyor
线体长度 Conveyor Length	800 ≤ L ≤ 12000mm
托盘宽度 Pallet Width	160 ≤ Bwt ≤ 1200mm
线体高度 Conveyor Height	高度可指定 Height can be specified
最大负载能力 Max.load capacity	600kg
最大满载运行速度 Max. speed in full-load	Vmax ≤ 20m/min
驱动方式 Driving Model	直接驱动 Direct drive
传输介质 Conveyor Belt	08BS积放链条 08BS Accumulation chain
线体长度承载能力 Conveyor Length carrying capacity	≤ 1.5kg/cm

负载能力 Load capacity

最大长度=12米
Max.Length=12meters

最大负载=600Kg
Max.Load=600Kg

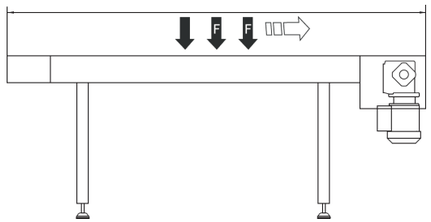

特征/应用 Features/application

模块化设计，模具化部件，维护方便，输送能力较大，适用于中度负载；

Modular design, molded components, easy maintenance, Large conveying capacity, suitable for moderate loads;

机身为有标准槽口的高强度铝合金型材，方便输送机安装在其他设备上或者在输送机上安装其它附件（如传感器、支架等）；

High intensity aluminum profile with standard slot on border, for easy to be assembled on other equipment or assemble other components(like sensor、bracket etc);

配合顶升横移，转台及升降机使用，实现柔性自动化循环控制;

Used in conjunction with lifting and traversing, turntables and elevators to achieve flexible automated cycle control;

使用环境清洁度：十万级;

Cleanliness of the operating environment: Class 100000;

使用环境温度：-10°C~+80°C;

Operating environment temperature: -10 ° C~+80 ° C;

应用范围：工厂自动化、汽车零部件、电子等。

Application scope: Factory Automation, Automobile Parts , Electronics etc.

订购 Ordering

BF2B-M-V-Bwt-L-H-N-OP-F1-C1-SR

M: 满载负载
M: Max.Load Capacity
V: 托盘运行速度(2-20m/min 推荐作业速度 8-16m/min)
V: Curve conveying speed (2-20m/min, recommended operating speed 8-16m/min)
Bwt: 托盘宽度
Bwt: Pallet width
L: 线体长度
L: Conveyor length
H: 线体水平高度(最小高度不小于 260mm, 当数值为 0 时表示不含支腿)
H: Conveyor Height (minimum height≥260mm,figure 0 means no support leg)
N: 支腿数量 (支腿间距 1000mm-1200mm 之间)
N: Number of support leg(spacing between stand supports between 1000mm-1200mm)
OP: 电机位置(如图 1-1 所示)
OP: Motor Position(as figure1-1)
F1: 电机方向(如图 1-2 所示)
F1: Motor direction (as figure1-2)
C1: 链条种类(C1 钢质轮链条、C2 尼龙轮链条、C3 免维护镀镍链条、C4 不锈钢链条)
C1: Chain Type（C1 steel chain、C2 nylon wheel chain、C3 Maintenance free nickel plated chain、C4 Stainless Steel Chain)
SR: 特殊要求
SR: Special Requirement

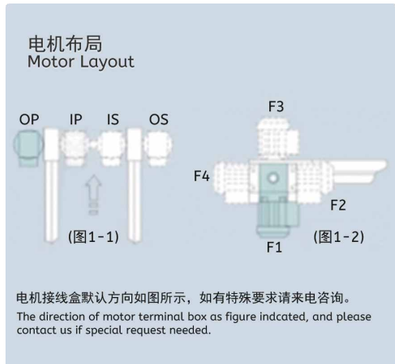

Example 订货范例 :

BF2B - M60-V15-Bwt600-L5000-H800-N8-OP-F1-C1-SR

BF2B 单倍速标准输送线 -- 负载 60kg-- 输送速度 15m/min- 托盘宽度 600mm-- 输送长度 5000mm-- 输送线高度 800mm- 支腿数量 8 个 -- 电机位置线体左侧 -- 电机方向 F1- 钢质轮链条

BF2B Toothed Twin-belt conveyor-loading 60kg-conveyor speed 15m/min-pallet width 600mm-conveyor length 5000mm--conveyor height 800mm—Number of legs 8 -motor position outside and left—motor direction F1-Drive position End Drive

BF2.5Q 2.5倍速轻载输送系统

BF2.5Q 2.5 SPEED LIGHT LOAD CONVEYING SYSTEM

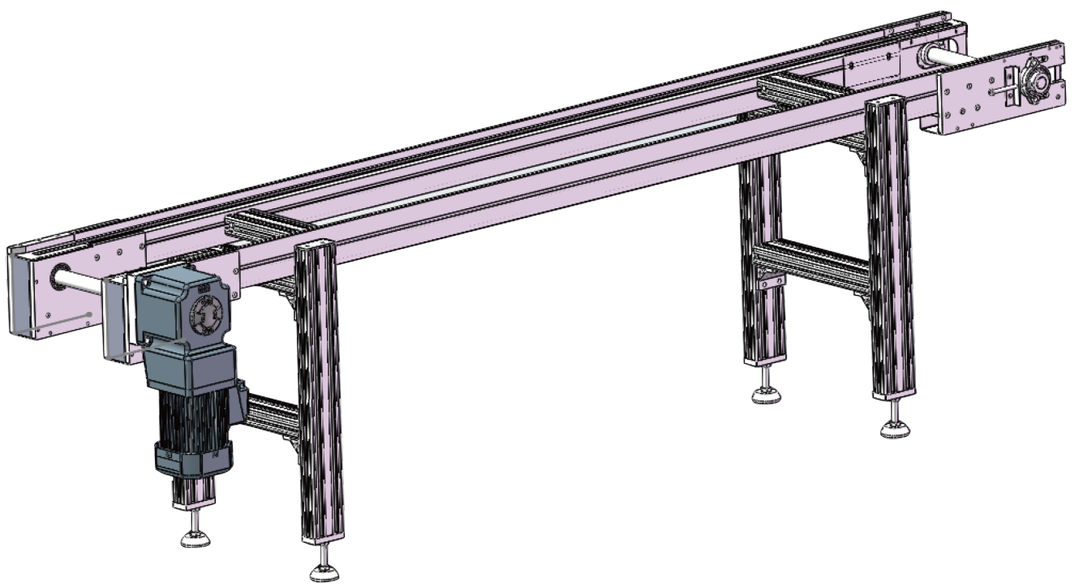



*(必须按照图示方向输送托盘 , 禁止反向输送)

Workpiece pallets should be conveyed toward a drive unit, reversible operation is forbidden

规格配置 Specification

产品名称 Product Name	2.5倍速轻载输送机 2.5 speed light load conveyor
线体长度 Conveyor Length	1200 ≤ L ≤ 12000mm
托盘宽度 Pallet Width	400 ≤ Bwt ≤ 1200mm
线体高度 Conveyor Height	高度可指定 Height can be specified
最大负载能力 Max.load capacity	600kg
最大满载运行速度 Max. speed in full-load	Vmax ≤ 20m/min
驱动方式 Driving Model	直接驱动 Direct drive
传输介质 Conveyor Belt	积放链条 Accumulation chain
线体长度承载能力 Conveyor Length carrying capacity	≤ 1.5kg/cm

负载能力 Load capacity

最大长度=12米
Max.Length=12meters

最大负载=600Kg
Max.Load=600Kg

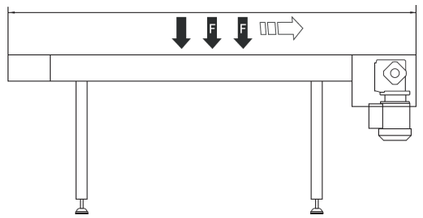

特征/应用 Features/application

模块化设计，模具化部件，维护方便，输送能力较大，适用于中度负载；

Modular design, molded components, easy maintenance, Large conveying capacity, suitable for moderate loads;

机身为有标准槽口的高强度铝合金型材，方便输送机安装在其他设备上或者在输送机上安装其它附件（如传感器、支架等）；

High intensity aluminum profile with standard slot on border, for easy to be assembled on other equipment or assemble other components(like sensor、bracket etc.);

配合顶升横移、转台及升降机使用，实现柔性自动化循环控制;

Used in conjunction with jacking and traversing, turntables and elevators to achieve flexible automated cycle control;

使用环境清洁度：十万级;

Cleanliness of the operating environment: Class 100000;

使用环境温度：-10°C~+80°C;

Operating environment temperature: -10 ° C~+80 ° C;

应用范围：工厂自动化、汽车零部件、电子等。

Application scope: Factory Automation, Automobile Parts , Electronics etc.

订购 Ordering

BF2.5Q-M-V-Bwt-L-H-N-OP-F1-C1-SR

M: 满载负载
M: Max.Load Capacity
V: 托盘运行速度（2-20m/min 推荐作业速度 8-16m/min）
V: Curve conveying speed (2-20m/min, recommended operating speed 8-16m/min)
Bwt: 托盘宽度
Bwt: Pallet width
L: 线体长度
L: Conveyor length
H: 线体水平高度（最小高度不小于 300mm，当数值为 0 时表示不含支腿）
H: Conveyor Height (minimum height ≥ 300mm,figure 0 means no support leg)
N: 支腿数量 (支腿间距 1000mm-1500mm 之间)
N: Number of support leg(spacing between stand supports between 1000mm-1500mm)
OP: 电机位置（如图 1-1 所示）
OP: Motor Position(as figure1-1)
F1: 电机方向（如图 1-2 所示）
F1: Motor direction (as figure1-2)
C1: 链条种类（C1 钢质轮链条、C2 尼龙轮链条、C3 免维护镀镍链条、C4 不锈钢链条）
C1: Chain Type（C1 steel chain、C2 nylon wheel chain、C3 Maintenance free nickel plated chain、C4 Stainless Steel Chain）
SR: 特殊要求 SR: Special Requirement

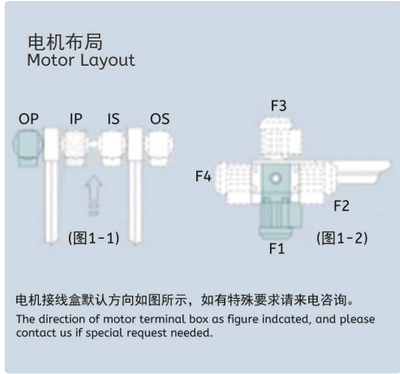

Example 订货范例 :

BF2.5Q - M60-V15-Bwt600-L5000-H800-N8-OP-F1-C1-SR

BF2.5Q 2.5 倍速轻载输送线 -- 负载 60kg-- 输送速度 15m/min- 托盘宽度 600mm-- 输送长度 5000mm-- 输送线高度 800mm- 支腿数量 8 个 -- 电机位置线体左侧 -- 电机方向 F1- 钢质轮链条

BF2.5Q Toothed Twin-belt conveyor-loading 60kg-conveyor speed 15m/min-pallet width 600mm-conveyor length 5000mm--conveyor height 800mm—Number of legs 8 -motor position outside and left—motor direction F1-Drive position End Drive

BF2.5Z 2.5倍速重载输送系统

BF2.5Z 2.5 SPEED HEAVY-DUTY CONVEYING SYSTEM

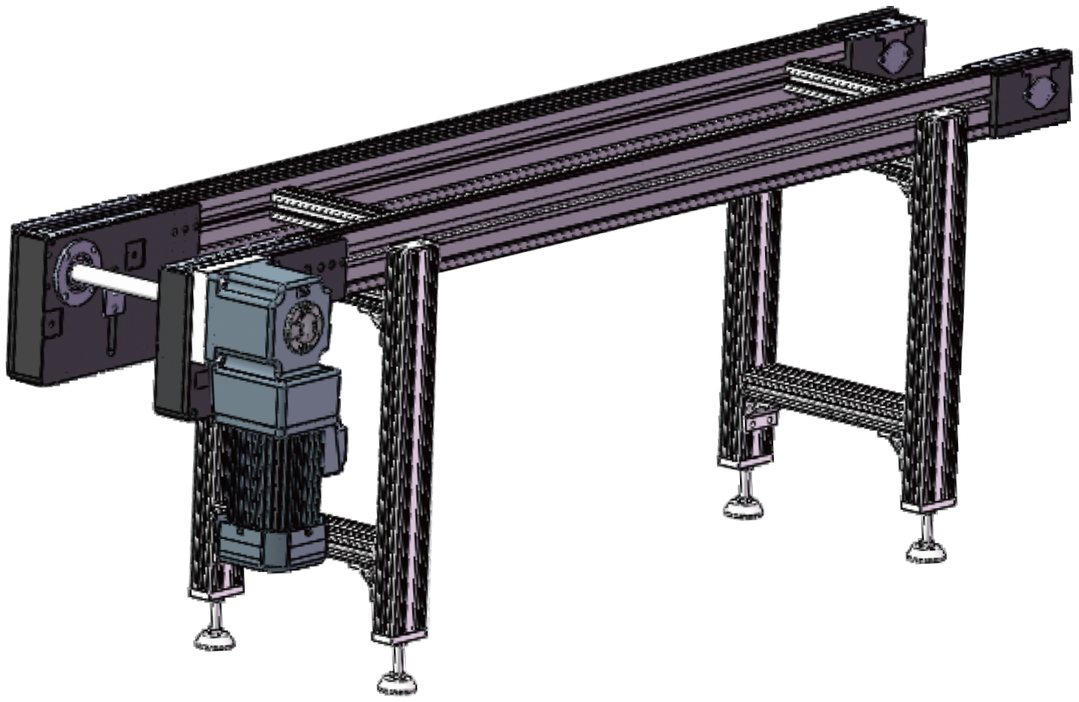

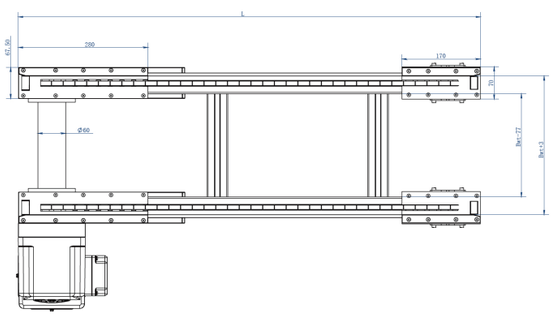

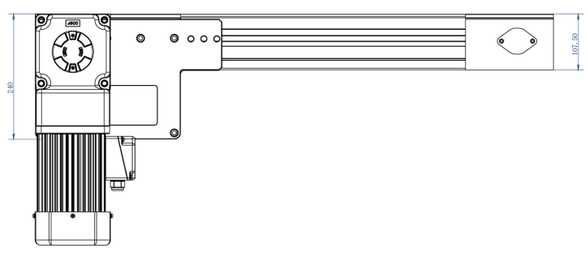

*(必须按照图示方向输送托盘，禁止反向输送)

Workpiece pallets should be conveyed toward a drive unit, reversible operation is forbidden

规格配置 Specification

产品名称 Product Name	2.5倍速重载输送机 2.5 speed heavy-duty conveyor
线体长度 Conveyor Length	1000≤L≤15000mm
托盘宽度 Pallet Width	400≤Bwt≤1200mm
线体高度 Conveyor Height	高度可指定 Height can be specified
最大负载能力 Max.load capacity	800kg
最大满载运行速度 Max. speed in full-load	Vmax ≤ 20m/min
驱动方式 Driving Model	直接驱动 Direct drive
传输介质 Conveyor Belt	积放链条 Accumulation chain
线体长度承载能力 Conveyor Length carrying capacity	≤ 1.5kg/cm

负载能力 Load capacity

最大长度=15米
Max.Length=15meters

最大负载=800Kg
Max.Load=800Kg

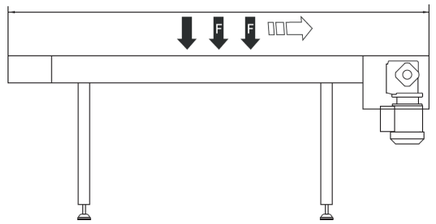

特征/应用 Features/application

模块化设计，模具化部件，维护方便，输送能力较大，适用于中重负载；
Modular design, molded components, easy maintenance，Large conveying capacity, Suitable for medium to heavy loads;
机身为有标准槽口的高强度铝合金型材，方便输送机安装在其他设备上或者在输送机上安装其它附件（如传感器、支架等）；
High intensity aluminum profile with standard slot on border, for easy to be assembled on other equipment or assemble other components(like sensor、bracket etc);
配合顶升横移、转台及升降机使用，实现柔性自动化循环控制；
Used in conjunction with jacking and traversing, turntables and elevators to achieve flexible automated cycle control;
使用环境清洁度：十万级；
Cleanliness of the operating environment: Class 100000;
使用环境温度：-10°C~+80°C；
Operating environment temperature: -10 ° C~+80 ° C;
应用范围：工厂自动化、汽车零部件、电子等。
Application scope: Factory Automation，Automobile Parts ，Electronics etc.

订购 Ordering

BF2.5Z-M-V-Bwt-L-H-N-OP-F1-C1-SR

M: 满载负载
M: Max.Load Capacity
V: 托盘运行速度（2-20m/min 推荐作业速度 8-16m/min）
V: Curve conveying speed (2-20m/min, recommended operating speed 8-16m/min)
Bwt: 托盘宽度
Bwt: Pallet width
L: 线体长度
L: Conveyor length
H: 线体水平高度（最小高度不小于 350mm，当数值为 0 时表示不含支腿）
H: Conveyor Height (minimum height ≥ 350mm,figure 0 means no support leg)
N: 支腿数量 (支腿间距 1000mm-1500mm 之间)
N: Number of support leg(spacing between stand supports between 1000mm-1500mm)
OP: 电机位置（如图 1-1 所示）
OP: Motor Position(as figure1-1)
F1: 电机方向（如图 1-2 所示）
F1: Motor direction (as figure1-2)
C1: 链条种类（C1 钢质轮链条、C2 尼龙轮链条、C3 免维护镀镍链条、C4 不锈钢链条）
C1: Chain Type（C1 steel chain、C2 nylon wheel chain、C3 Maintenance free nickel plated chain、C4 Stainless Steel Chain）
SR: 特殊要求 SR: Special Requirement

电机布局
Motor Layout

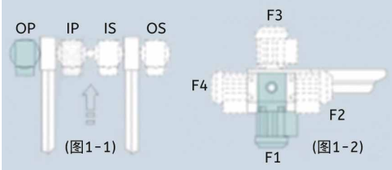

电机接线盒默认方向如图所示，如有特殊要求请来电咨询。
The direction of motor terminal box as figure indcated, and please contact us if special request needed.

Example 订货范例 :

BF2.5Z - M60-V15-Bwt600-L5000-H800-N8-OP-F1-C1-SR

BF2.5Z 2.5 倍速重载输送线 -- 负载 60kg-- 输送速度 15m/min- 托盘宽度 600mm-- 输送长度 5000mm-- 输送线高度 800mm- 支腿数量 8 个 -- 电机位置线体左侧 -- 电机方向 F1- 钢质轮链条

BF2.5Z Toothed Twin-belt conveyor-loading 60kg-conveyor speed 15m/min-pallet width 600mm-conveyor length 5000mm--conveyor height 800mm—Number of legs 8 -motor position outside and left—motor direction F1-Drive position End Drive

BF3Q 3倍速轻载输送系统

BF3Q 3 SPEED LIGHT LOAD CONVEYING SYSTEM

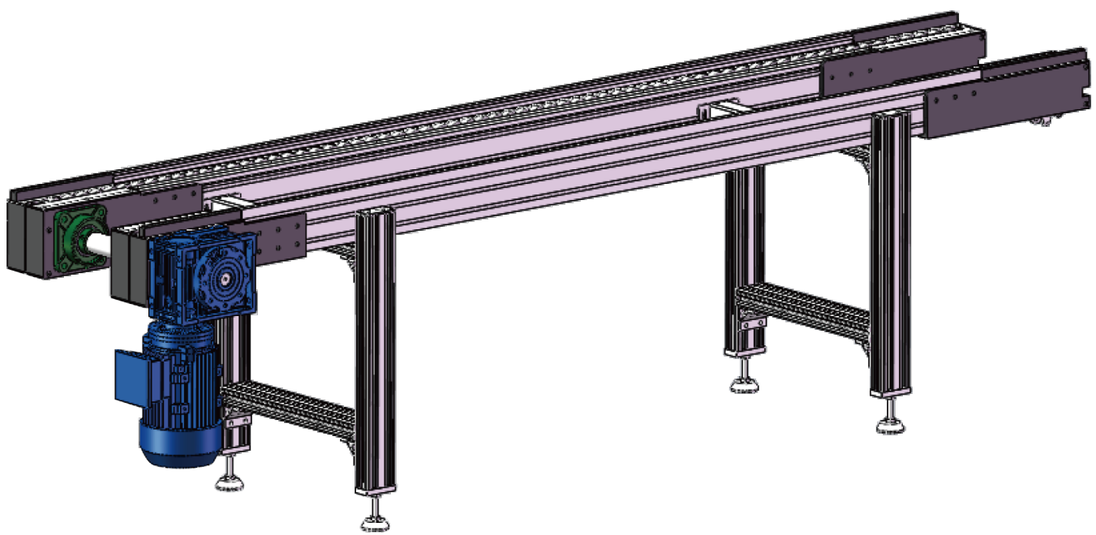

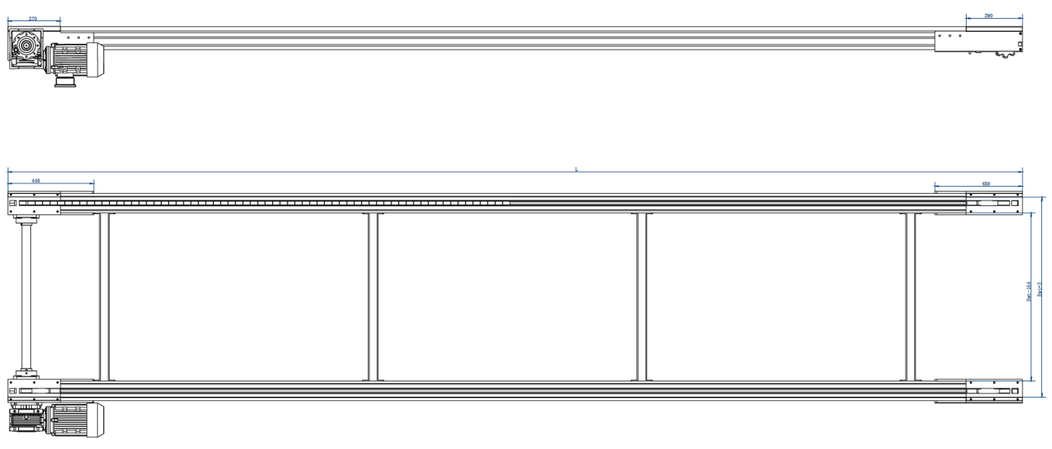

*(必须按照图示方向输送托盘 , 禁止反向输送)

Workpiece pallets should be conveyed toward a drive unit, reversible operation is forbidden

规格配置 Specification

产品名称 Product Name	3倍速轻载输送机 3 speed light load conveyor
线体长度 Conveyor Length	1200 ≤ L ≤ 18000mm
托盘宽度 Pallet Width	320 ≤ Bwt ≤ 1800mm
线体高度 Conveyor Height	高度可指定 Height can be specified
最大负载能力 Max.load capacity	1500kg
最大满载运行速度 Max. speed in full-load	Vmax ≤ 20m/min
驱动方式 Driving Model	直接驱动 Direct drive
传输介质 Conveyor Belt	积放链条 Accumulation chain
线体长度承载能力 Conveyor Length carrying capacity	≤ 1.5kg/cm

负载能力 Load capacity

最大长度=18米
Max.Length=18meters

最大负载=1500Kg
Max.Load=1500Kg

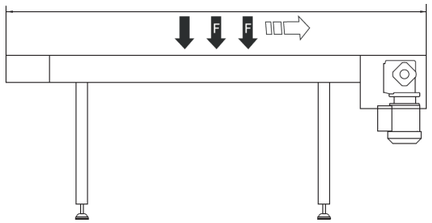

特征/应用 Features/application

模块化设计，模具化部件，维护方便，输送能力较大，适用于中重负载；
Modular design, molded components, easy maintenance, Large conveying capacity, Suitable for medium to heavy loads;

机身为有标准槽口的高强度铝合金型材，方便输送机安装在其他设备上或者在输送机上安装其它附件（如传感器、支架等）；
High intensity aluminum profile with standard slot on border, for easy to be assembled on other equipment or assemble other components(like sensor、bracket etc);

配合顶升横移、转台及升降机使用，实现柔性自动化循环控制；
Used in conjunction with jacking and traversing, turntables and elevators to achieve flexible automated cycle control;

使用环境清洁度：十万级；
Cleanliness of the operating environment: Class 100000;

使用环境温度：-10°C~+80°C；
Operating environment temperature: -10 ° C~+80 ° C;

应用范围：工厂自动化、汽车零部件、电子等。
Application scope: Factory Automation, Automobile Parts, Electronics etc.

订购 Ordering

BF3Q-M-V-Bwt-L-H-N-OP-F1-C1-SR

M: 满载负载
M: Max.Load Capacity
V: 托盘运行速度（2-20m/min 推荐作业速度 8-16m/min）
V: Curve conveying speed (2-20m/min, recommended operating speed 8-16m/min)
Bwt: 托盘宽度
Bwt: Pallet width
L: 线体长度
L: Conveyor length
H: 线体水平高度（最小高度不小于 350mm，当数值为 0 时表示不含支腿）
H: Conveyor Height (minimum height ≥ 350mm,figure 0 means no support leg)
N: 支腿数量 (支腿间距 1000mm-1200mm 之间)
N: Number of support leg(spacing between stand supports between 1000mm-1200mm)
OP: 电机位置（如图 1-1 所示）
OP: Motor Position(as figure1-1)
F1: 电机方向（如图 1-2 所示）
F1: Motor direction (as figure1-2)
C1: 链条种类（C1 钢质轮链条、C2 尼龙轮链条）
C1: Chain Type（C1 steel chain、C2 nylon wheel chain）
SR: 特殊要求
SR: Special Requirement

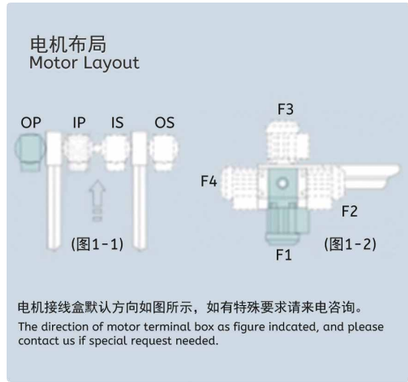

Example 订货范例 :

BF3Q - M60-V15-Bwt600-L5000-H800-N8-OP-F1-C1 -SR

BF3Q 3 倍速轻载输送线 -- 负载 60kg-- 输送速度 15m/min- 托盘宽度 600mm-- 输送长度 5000mm-- 输送线高度 800mm- 支腿数量 8 个 -- 电机位置线体左侧 -- 电机方向 F1- 钢质轮链条

BF3Q Toothed Twin-belt conveyor-loading 60kg-conveyor speed 15m/min-pallet width 600mm-conveyor length 5000mm--conveyor height 800mm—Number of legs 8 -motor position outside and left—motor direction F1-Drive position End Drive

BF3Z 3倍速重载输送系统

BF3Z 3 SPEED HEAVY-DUTY CONVEYING SYSTEM

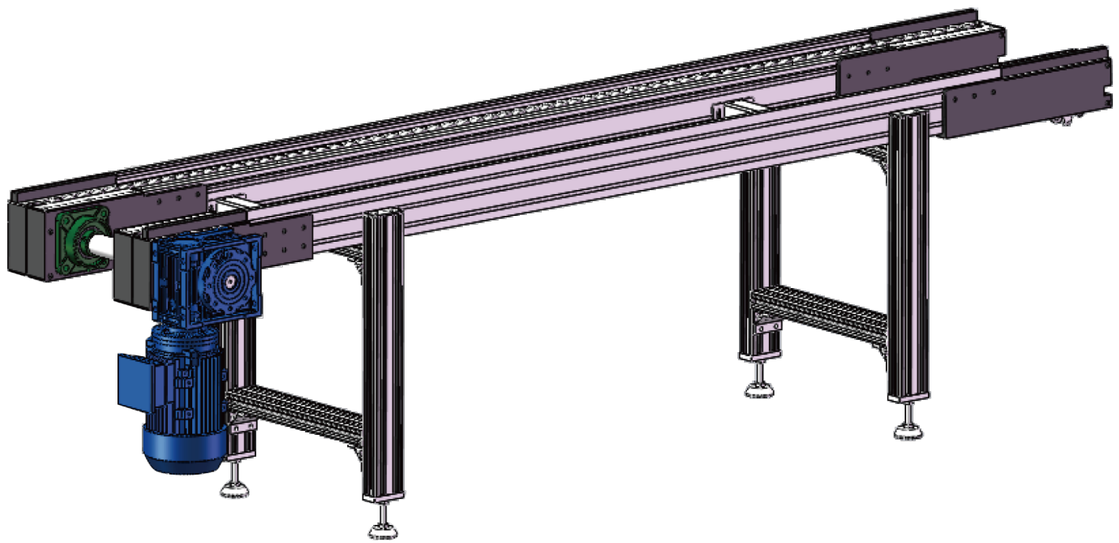

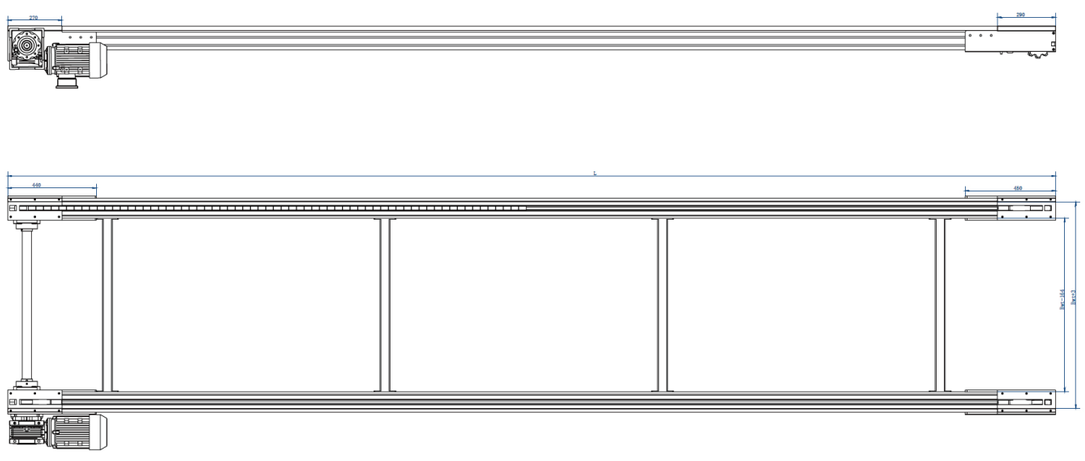

*(必须按照图示方向输送托盘 , 禁止反向输送)

Workpiece pallets should be conveyed toward a drive unit, reversible operation is forbidden

规格配置 Specification

产品名称 Product Name	3倍速重载输送机 3 speed heavy-duty conveyor
线体长度 Conveyor Length	1500 ≤ L ≤ 20000mm
托盘宽度 Pallet Width	320 ≤ Bwt ≤ 1500mm
线体高度 Conveyor Height	高度可指定 Height can be specified
最大负载能力 Max.load capacity	3000kg
最大满载运行速度 Max. speed in full-load	Vmax ≤ 20m/min
驱动方式 Driving Model	直接驱动 Direct drive
传输介质 Conveyor Belt	积放链条 Accumulation chain
线体长度承载能力 Conveyor Length carrying capacity	≤ 3.5kg/cm

负载能力 Load capacity

最大长度=20米
Max.Length=20meters

最大负载=3000Kg
Max.Load=3000Kg

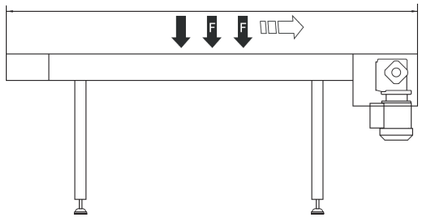

特征/应用 Features/application

模块化设计，模具化部件，维护方便，输送能力较大，适用于重度负载；
Modular design, molded components, easy maintenance,Large conveying capacity, Suitable for heavy loads;
机身为有标准槽口的高强度铝合金型材,方便输送机安装在其他设备上或者在输送机上安装其它附件(如传感器、支架等)；
High intensity aluminum profile with standard slot on border, for easy to be assembled on other equipment or assemble other components(like sensor、bracket etc.);
配合顶升横移、转台及升降机使用，实现柔性自动化循环控制；
Used in conjunction with jacking and traversing, turntables and elevators to achieve flexible automated cycle control;
使用环境清洁度：十万级；
Cleanliness of the operating environment: Class 100000;
使用环境温度：-10°C~+80°C；
Operating environment temperature: -10 ° C~+80 ° C;
应用范围：工厂自动化、汽车零部件、电子等。
Application scope: Factory Automation,Automobile Parts ,Electronics etc.

订购 Ordering

BF3Z-M-V-Bwt-L-H-N-OP-F1-C1-SR

M: 满载负载
M: Max.Load Capacity
V: 托盘运行速度(2-20m/min 推荐作业速度 8-16m/min)
V: Curve conveying speed (2-20m/min, recommended operating speed 8-16m/min)
Bwt: 托盘宽度
Bwt: Pallet width
L: 线体长度
L: Conveyor length
H: 线体水平高度(最小高度不小于 350mm,当数值为 0 时表示不含支腿)
H: Conveyor Height (minimum height ≥ 350mm,figure 0 means no support leg)
N: 支腿数量 (支腿间距 1000mm-1200mm 之间)
N: Number of support leg(spacing between stand supports between 1000mm-1200mm)
OP: 电机位置(如图 1-1 所示)
OP: Motor Position(as figure1-1)
F1: 电机方向(如图 1-2 所示)
F1: Motor direction (as figure1-2)
C1: 链条种类(C1 钢质轮链条、)
C1: Chain Type(C1 steel chain)
SR: 特殊要求 SR: Special Requirement

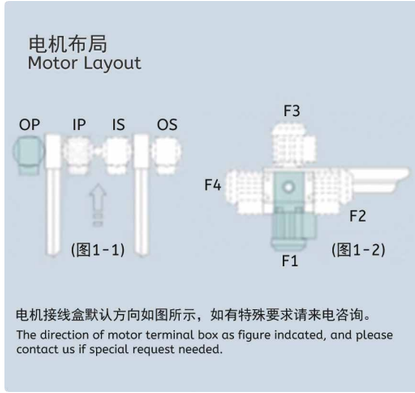

Example 订货范例 :

BF3Z - M60-V15-Bwt600-L5000-H800-N8-OP-F1-C1 -SR
BF3Z 3 倍速重载输送线 -- 负载 60kg-- 输送速度 15m/min- 托盘宽度 600mm-- 输送长度 5000mm-- 输送线高度 800mm- 支腿数量 8 个 -- 电机位置线体左侧 -- 电机方向 F1- 钢质轮链条

BF3Z Toothed Twin-belt conveyor-loading 60kg-conveyor speed 15m/min-pallet width 600mm-conveyor length 5000mm--conveyor height 800mm—Number of legs 8-motor position outside and left—motor direction F1-Drive position End Drive

BF4重载托盘输送系统

BF4 HEAVY DUTY PALLET CONVEYING SYSTEM

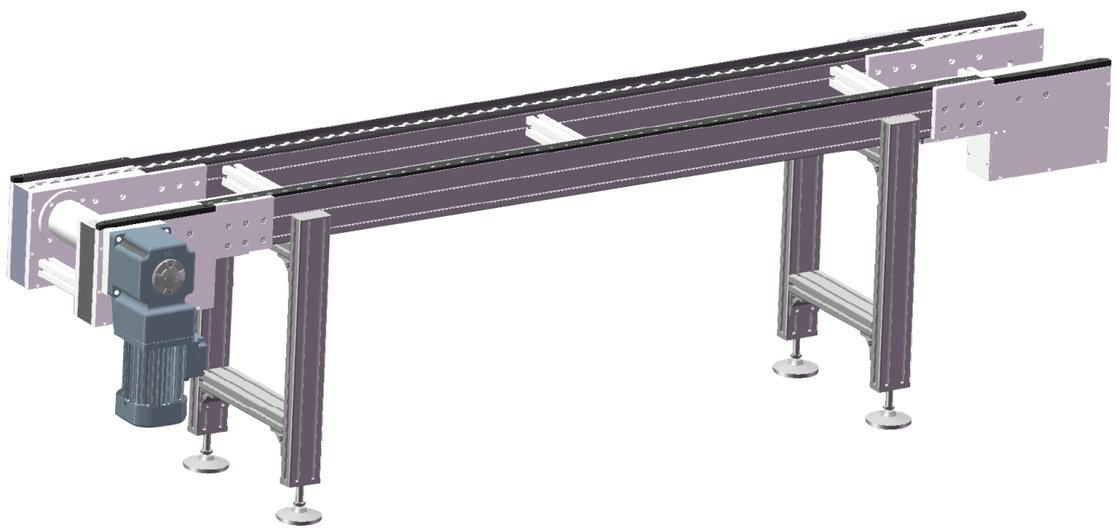

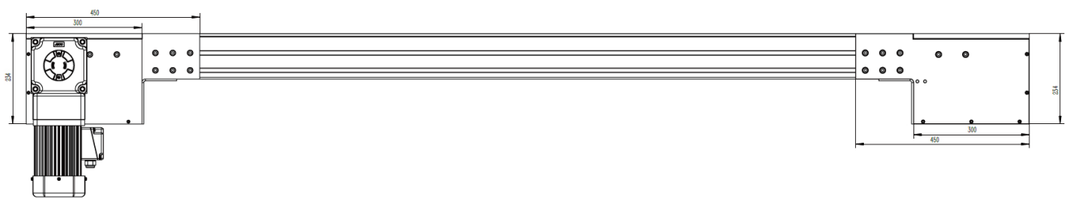

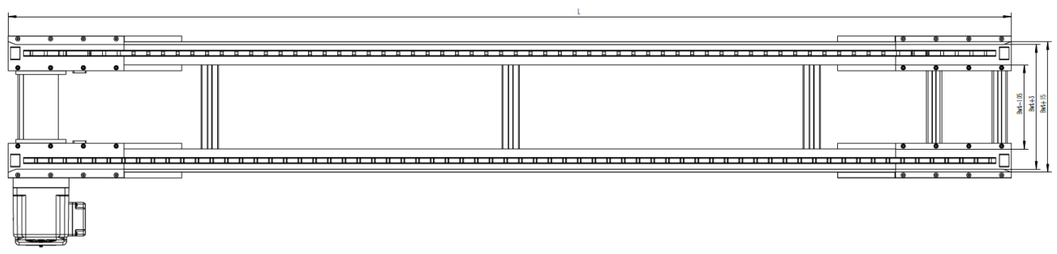

*(必须按照图示方向输送托盘 , 禁止反向输送)

Workpiece pallets should be conveyed toward a drive unit, reversible operation is forbidden

规格配置 Specification

产品名称 Product Name	BF4重载输送机 BF4 heavy-duty conveyor
线体长度 Conveyor Length	1600 ≤ L ≤ 20000mm
托盘宽度 Pallet Width	320 ≤ Bwt ≤ 1600mm
线体高度 Conveyor Height	高度可指定 Height can be specified
最大负载能力 Max.load capacity	2000kg
最大满载运行速度 Max. speed in full-load	Vmax ≤ 20m/min
驱动方式 Driving Model	直接驱动 Direct drive
传输介质 Conveyor Belt	积放链条 Accumulation chain
线体长度承载能力 Conveyor Length carrying capacity	≤ 2.0kg/cm

负载能力 Load capacity

最大长度=20米
Max.Length=20meters

最大负载=2000Kg
Max.Load=2000Kg

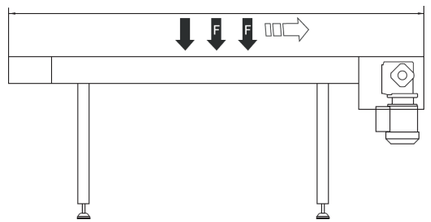

特征/应用 Features/application

模块化设计，模具化部件，维护方便，输送能力较大，适用于重度负载；
Modular design, molded components, easy maintenance, Large conveying capacity, Suitable for heavy loads;
机身为有标准槽口的高强度铝合金型材，方便输送机安装在其他设备上或者在输送机上安装其它附件(如传感器、支架等)；
High intensity aluminum profile with standard slot on border, for easy to be assembled on other equipment or assemble other components(like sensor、bracket etc);
配合顶升横移、转台及升降机使用，实现柔性自动化循环控制；
Used in conjunction with jacking and traversing, turntables and elevators to achieve flexible automated cycle control;
使用环境清洁度：十万级；
Cleanliness of the operating environment: Class 100000;
使用环境温度：-10°C~+80°C；
Operating environment temperature: -10 ° C~+80 ° C;
应用范围：工厂自动化、汽车零部件、电子等。
Application scope: Factory Automation, Automobile Parts , Electronics etc.

订购 Ordering

BF4-M-V-Bwt-L-H-N-OP-F1-C1-SR

M: 满载负载
M: Max.Load Capacity
V: 托盘运行速度(20m/min，推荐作业速度 6-18m/min)
V: Curve conveying speed (20m/min, recommended operating speed 6-18m/min)
Bwt: 托盘宽度
Bwt: Pallet width
L: 线体长度
L: Conveyor length
H: 线体水平高度 (输送面水平高度不小于 350mm，H 为 0 时表示不含支腿)
H: Conveyor Height (minimum height ≥ 350mm,figure 0 means no support leg)
N: 支腿数量 (支腿间距 1000mm-1200mm 之间)
N: Number of support leg(spacing between stand supports between 1000mm-1200mm)
OP: 电机位置(如图 1-1 所示)
OP: Motor Position(as figure1-1)
F1: 电机方向(如图 1-2 所示)
F1: Motor direction (as figure1-2)
C1: 链条种类(C1 钢质轮链条、C2 尼龙轮链条、C3 免维护镀镍链条、C4 不锈钢链条)
C1: Chain Type(C1 steel chain、C2 nylon wheel chain、C3 Maintenance free nickel plated chain、C4 Stainless Steel Chain)
SR: 特殊要求
SR: Special Requirement

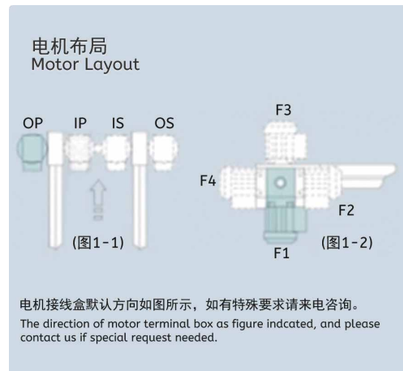

Example 订货范例 :

BF4 -M60-V15-Bwt600-L5000-H800-N8-OP-F1-C1-SR
BF4 重载托盘输送线 -- 负载 60kg-- 输送速度 15m/min- 托盘宽度 600mm-- 输送长度 5000mm-- 输送线高度 800mm- 支腿数量 8 个 -- 电机位置线体左侧 -- 电机方向 F1- 钢质轮链条

BF4 Toothed Twin-belt conveyor-loading 60kg-conveyor speed 15m/min-pallet width 600mm-conveyor length 5000mm--conveyor height 800mm—Number of legs 8 -motor position outside and left—motor direction F1-Drive position End Drive

BF5辊道托盘输送系统

BF5 ROLLER PALLET CONVEYING SYSTEM



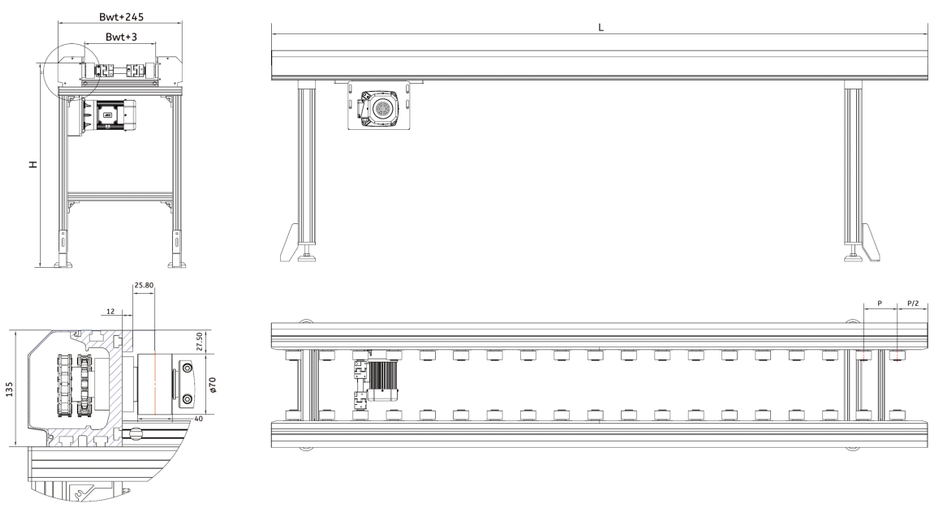

*(必须按照图示方向输送托盘 , 如反向输送请提前沟通)

Workpiece pallets should be conveyed toward a drive unit

输送方向有特殊要求需经过我们事先认可 , 否则主线异常及相关机构将无法保修

There are special requirements for the conveying direction that require our prior approval, otherwise the main line is abnormal and relevant institutions will not be able to guarantee it

规格配置 Specification

产品名称 Product Name	BF5辊道托盘输送机 BF5 Roller pallet conveyor
线体长度 Conveyor Length	1000 ≤ L ≤ 6000mm
托盘宽度 Pallet Width	300 ≤ Bwt ≤ 1200mm
线体高度 Conveyor Height	高度可指定 Height can be specified
最大负载能力 Max.load capacity	3000kg
最大满载运行速度 Max. speed in full-load	Vmax ≤ 15m/min
驱动方式 Driving Model	链条 Chain
传输介质 Conveyor Belt	辊轮 Roller
辊轮间距 Roller spacing	158/196/247mm

负载能力 Load capacity

最大长度=6米
Max.Length=6meters

最大负载=3000Kg
Max.Load=3000Kg

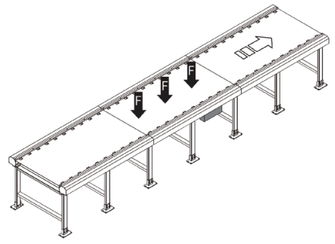

特征/应用 Features/application

模块化设计，可与标准单元拼接（标准单元长度根据辊轮间距而定，分别为1905mm,1968mm,1981mm）；

Modular design, Can be spliced with standard units (the length of standard units is determined by the distance between rollers, which is 1905mm, 1968mm, 1981mm respectively);

适合重载托盘输送，托盘可实现柔性自动化循环控制；

Suitable for heavy-duty tray transportation, the tray can achieve flexible automated cycle control;

使用环境清洁度：十万级；

Cleanliness of the operating environment: Class 100000;

使用环境温度：-10℃~+80℃；

Operating environment temperature: -10 ° C~+80 ° C;

应用范围：重载自动装配检测生产线(汽车发动机、差速器等)

Application scope: heavy-duty automatic assembly and testing production line (automotive engine, differential, etc.)

订购 Ordering

BF5-M-V-Bwt-L-H-N-R-SR

M: 满载负载
M: Max.Load Capacity
V: 托盘输送速度(3-15m/min, 推荐作业速度 6-12m/min)
V: Curve conveying speed (3-15m/min, recommended operating speed 6-12m/min)
Bwt: 托盘宽度
Bwt: Pallet width
L: 线体长度
L: Conveyor length
H: 线体水平高度(推荐高度 800mm)
H: Conveyor Height (Recommended height 800mm)
N: 支腿数量 (支腿间距 1000mm-1200mm 之间)
N: Number of support leg(spacing between stand supports between 1000mm-1200mm)
R: 辊轮间距(158/197/247))
R: Roller spacing (158/197/247)
SR: 特殊要求
SR: Special Requirement

电机布局
Motor Layout

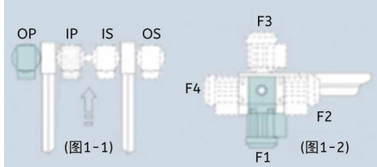

电机接线盒默认方向如图所示，如有特殊要求请来电咨询。
The direction of motor terminal box as figure indcated, and please contact us if special request needed.

Example 订货范例 :

BF5 -M60-V15-Bwt600-L5000-H800-N8-R197

BF5 辊道托盘输送线 -- 负载 60kg-- 输送速度 15m/min- 托盘宽度 600mm-- 输送长度 5000mm-- 输送线高度 800mm- 支腿数量 8 个 -- 电机位置线体左侧

BF5 Toothed Twin-belt conveyor-loading 60kg-conveyor speed 15m/min-pallet width 600mm-conveyor length 5000mm--conveyor height 800mm—Number of legs 8 -motor position outside and left

BF5-A双支撑辊道托盘输送系统

BF5-A DUAL SUPPORT ROLLER PALLET CONVEYING SYSTEM

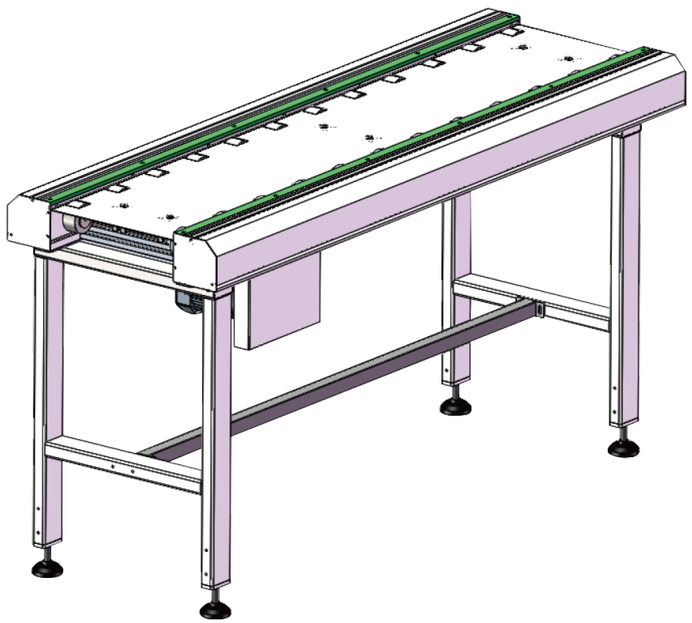

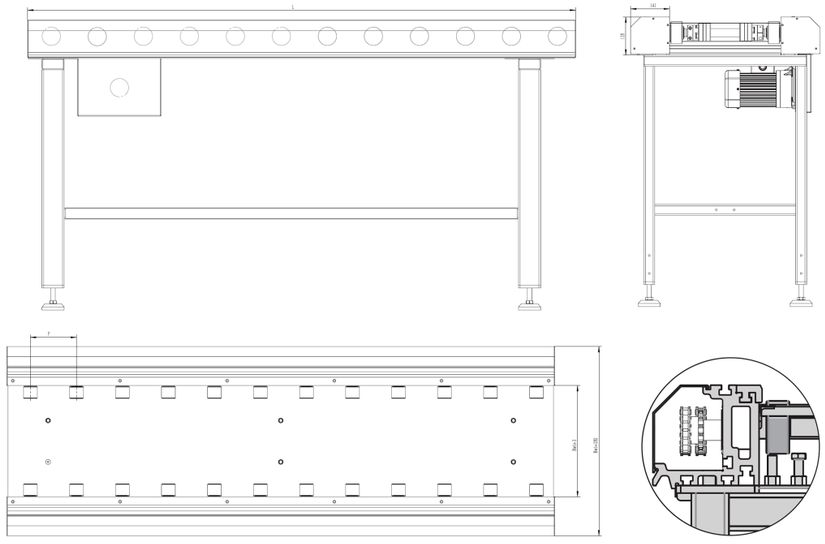

*(必须按照图示方向输送托盘 , 如反向输送请提前沟通)

Workpiece pallets should be conveyed toward a drive unit

输送方向有特殊要求需经过我们事先认可, 否则主线异常及相关机构将无法保修

There are special requirements for the conveying direction that require our prior approval, otherwise the main line is abnormal and relevant institutions will not be able to guarantee it

规格配置 Specification

产品名称 Product Name	BF5-A辊道托盘输送机 BF5-A Roller pallet conveyor
线体长度 Conveyor Length	1000 ≤ L ≤ 4500mm
托盘宽度 Pallet Width	300 ≤ Bwt ≤ 1200mm
线体高度 Conveyor Height	高度可指定 Height can be specified
最大负载能力 Max.load capacity	4000kg
最大满载运行速度 Max. speed in full-load	Vmax ≤ 15m/min
驱动方式 Driving Model	链条 Chain
传输介质 Conveyor Belt	辊轮 Roller
辊轮间距 Roller spacing	158/196/247mm

负载能力 Load capacity

最大长度=4.5米
Max.Length=4.5meters

最大负载=4000Kg
Max.Load=4000Kg

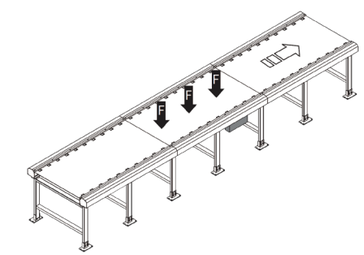

特征/应用 Features/application

模块化设计，可与标准单元拼接（标准单元长度根据辊轮间距而定，分别为1905mm,1968mm,1981mm）；

Modular design, Can be spliced with standard units (the length of standard units is determined by the distance between rollers, which is 1905mm, 1968mm, 1981mm respectively);

适合重载托盘输送，托盘可实现柔性自动化循环控制；

Suitable for heavy-duty tray transportation, the tray can achieve flexible automated cycle control;

使用环境清洁度：十万级；

Cleanliness of the operating environment: Class 100000;

使用环境温度：-10°C~+80°C；

Operating environment temperature: -10 ° C~+80 ° C;

应用范围：重载自动装配检测生产线(汽车发动机、差速器、栈板堆包等)

Scope of application: Heavy-duty automatic assembly and inspection production line (automotive engine, differential, pallet stacking, etc.)

订购 Ordering

BF5-A–M–V–Bwt–L–H–N–R–SR

M: 满载负载
M: Max.Load Capacity
V: 托盘输送速度(3-15m/min, 推荐作业速度 6-12m/min)
V: Curve conveying speed (3-15m/min, recommended operating speed 6-12m/min)
Bwt: 托盘宽度
Bwt: Pallet width
L: 线体长度
L: Conveyor length
H: 线体水平高度(推荐高度 800mm)
H: Conveyor Height (Recommended height 800mm)
N: 支腿数量 (支腿间距 1000mm-1200mm 之间)
N: Number of support leg(spacing between stand supports between 1000mm-1200mm)
R: 辊轮间距(158/197/247))
R: Roller spacing (158/197/247)
SR: 特殊要求
SR: Special Requirement

电机布局
Motor Layout

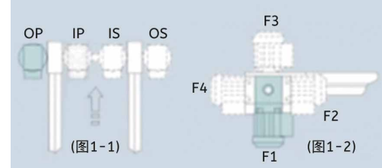

电机接线盒默认方向如图所示，如有特殊要求请来电咨询。
The direction of motor terminal box as figure indcated, and please contact us if special request needed.

Example 订货范例 :

BF5-A -M1000-V15-Bwt600-L5000-H800-N8-R197

BF5-A 链条输送摩擦辊道线 -- 载重 1000kg-- 输送速度 6m/min-- 托盘宽度 800mm-- 输送长度 5000mm-- 输送高度 800mm—支腿数量 8- 辊轮间距 R197mm

BF5-A Chain drive drum roller conveyor--loading 1000kg--conveyor speed 6m/min--pallet width 800mm- conveyor length 5000mm-- conveyor height 800mm-- Number of legs 8 ---Roller spacing R197mm

BF5-B伞齿轮辊道托盘输送系统

BF5-B ROLLER PALLET CONVEYING SYSTEM

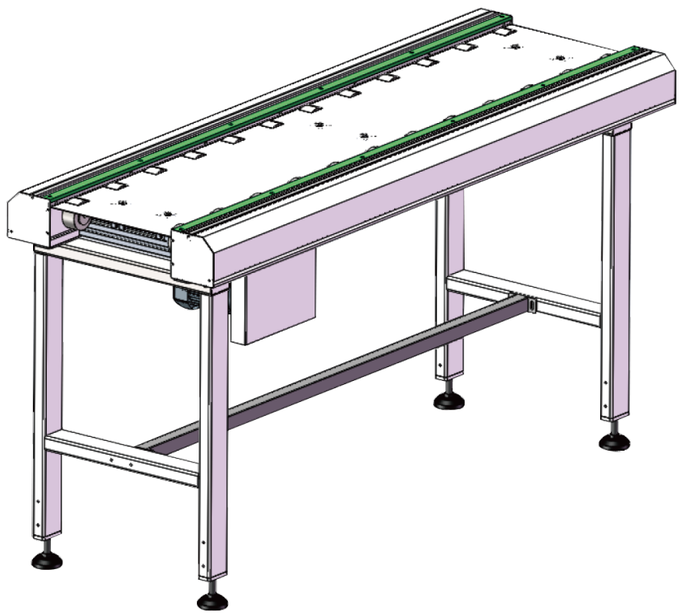

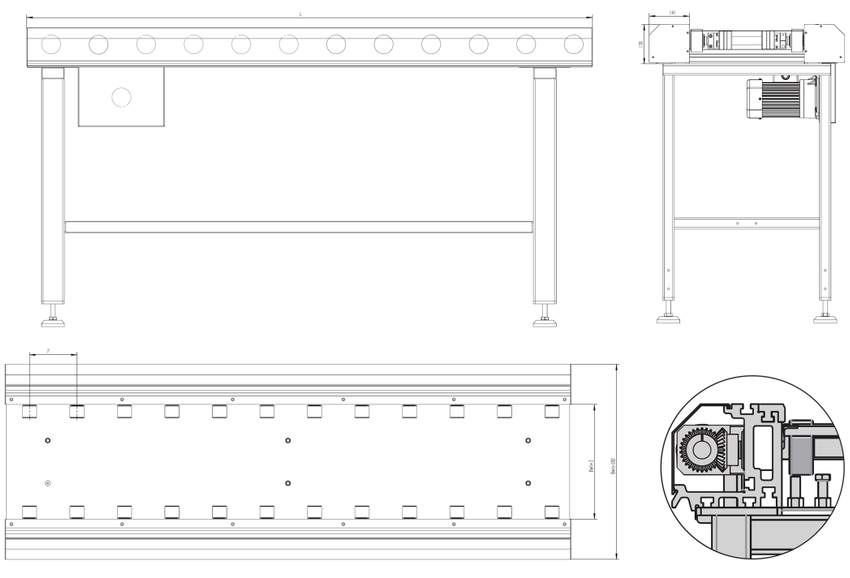

*(必须按照图示方向输送托盘 ,) 如反向输送请提前沟通)

Workpiece pallets should be conveyed toward a drive unit

输送方向有特殊要求需经过我们事先认可 , 否则主线异常及相关机构将无法保修

There are special requirements for the conveying direction that require our prior approval, otherwise the main line is abnormal and relevant institutions will not be able to guarantee it

规格配置 Specification

产品名称 Product Name	BF5-B伞齿轮辊道托盘输送机 BF5-B Roller pallet conveyor
线体长度 Conveyor Length	1000 ≤ L ≤ 4500mm
托盘宽度 Pallet Width	300 ≤ Bwt ≤ 1200mm
线体高度 Conveyor Height	高度可指定 Height can be specified
最大负载能力 Max.load capacity	4000kg
最大满载运行速度 Max. speed in full-load	Vmax ≤ 15m/min
驱动方式 Driving Model	伞齿轮 Bevel Gear
传输介质 Conveyor Belt	辊轮 Roller
辊轮间距 Roller spacing	158/196/247mm

负载能力 Load capacity

最大长度=4.5米
Max.Length=4.5meters

最大负载=4000Kg
Max.Load=4000Kg

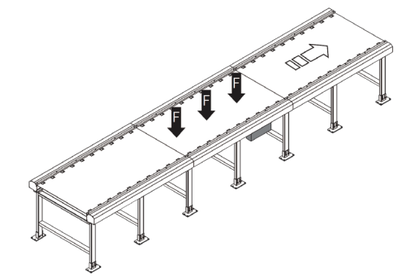

特征/应用 Features/application

模块化设计，可与标准单元拼接（标准单元长度根据辊轮间距而定，分别为1905mm,1968mm,1981mm）；

Modular design, Can be spliced with standard units (the length of standard units is determined by the distance between rollers, which is 1905mm, 1968mm, 1981mm respectively);

适合重载托盘输送，托盘可实现柔性自动化循环控制；

Suitable for heavy-duty tray transportation, the tray can achieve flexible automated cycle control;

使用环境清洁度：十万级；

Cleanliness of the operating environment: Class 100000;

使用环境温度：-10°C~+80°C；

Operating environment temperature: -10 ° C~+80 ° C;

应用范围：重载自动装配检测生产线(汽车发动机、差速器等)

Application scope: heavy-duty automatic assembly and testing production line (automotive engine, differential, etc.)

订购 Ordering

BF5-B-M-V-Bwt-L-H-N-R-SR

M: 满载负载
M: Max.Load Capacity
V: 托盘输送速度(3-15m/min, 推荐作业速度 6-12m/min)
V: Curve conveying speed (3-15m/min, recommended operating speed 6-12m/min)
Bwt: 托盘宽度
Bwt: Pallet width
L: 线体长度
L: Conveyor length
H: 线体水平高度(推荐高度 800mm)
H: Conveyor Height (Recommended height 800mm)
N: 支腿数量 (支腿间距 1000mm-1200mm 之间)
N: Number of support leg(spacing between stand supports between 1000mm-1200mm)
R: 辊轮间距(158/197/247))
R: Roller spacing (158/197/247)
SR: 特殊要求
SR: Special Requirement

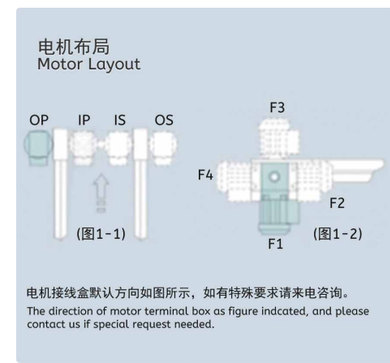

Example 订货范例 :

BF5-B -M1000-V6-Bwt800-L3000-H800-N8-R197

BF5-B 伞齿输送摩擦辊道线 -- 载重 1000kg-- 输送速度 6m/min-- 托盘宽度 800mm-- 输送长度 5000mm-- 输送高度 800mm—支腿数量 8- 辊轮间距 197mm

BF5-B Chain drive drum roller conveyor--loading 1000kg--conveyor speed 6m/min--pallet width 800mm- conveyor length 5000mm-- conveyor height 800mm-- Number of legs 8 ---Roller spacing 197mm

BF 90°圆带转弯机

BF 90° ROUND BELT CURVE

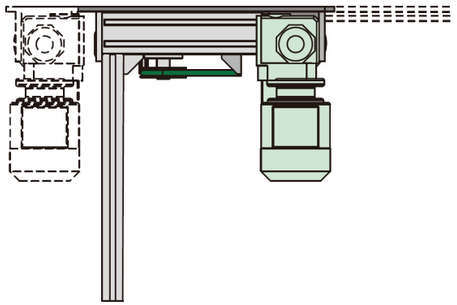

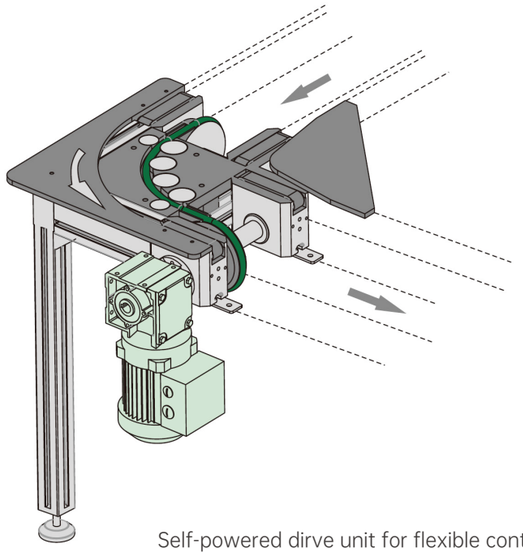

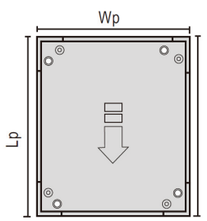

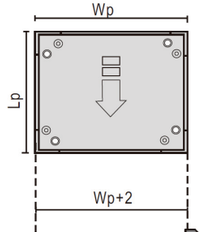

Self-powered dirve unit for flexible control
配有独立动力单元驱动控制方便



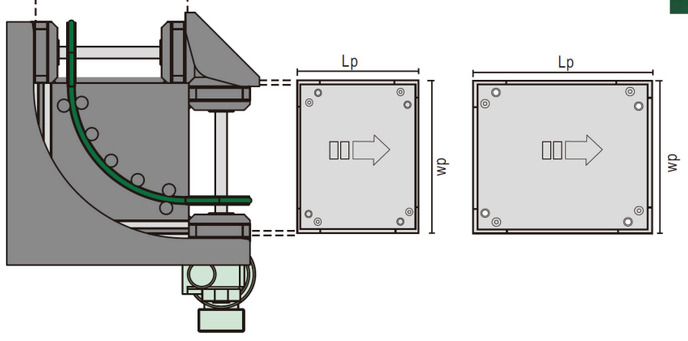

单个托盘满载总重量 ≤20kg;
Maximum load capacity per pallet ≤ 20kg

90°转弯机构每次只能通过单个托盘,禁止在此机构处堆积托盘;
90°curve conveying of the workpiece pallet one by one without accumulation operation

输送托盘的长 宽比不可超过1.5倍 (Lp/Wp≤1.5);
Length-width ratio cannot exceed 1.5time of the pallet itself(Lp/Wp ≤ 1.5)

托盘最大宽度不超过320mm;
Pallet width can not exceed 320mm

圆带转弯机构速度是对接输送线速度的1.5倍。
Round belt device speed must be1.5 times as butt conveyors

特征/应用 Features/application

模块化设计、独立部件、结构简单、组装便捷、维护方便;
Modular design,individual components,simple construction,easy assemble and maintenance

可实现宽度在320mm及以下标准尺寸托盘输送的90°转弯，不改变托盘的输送方向;
Standard pallet within width of 320mm or below can be conveyed throught 90°curve without turning direction

若有更大宽度托盘转弯输送的需要，建议使用30KG转台;
Wider pallet conveyance if needed,Suggest using a 30KG turntable

边框为有标准槽口的高强度铝合金型材，方便将输送机安装在其他设备上或在输送机上安装其它附件(如传感器、支架等)。
High intensity aluminum profile with standard slot on border,for easy to be assembled on other equipment or assemble other components(like sensor、bracket etc)

订购 Ordering

BF90°-CW-WP-LP-H-V-SR

CW: Direction of rotation (CW=clockwise，AW=anticlockwise) 旋转方向 (CW=顺时针，AW=逆时针)
WP: Pallet width of main conveyor主线体的输送托盘宽度
LP: Pallet length of main conveyor 主线体的输送托盘长度
H: Convey Height输送面水平高度
V: Curve conveying speed 托盘运行速度
SR: Special Requirement 特殊要求

Example 订货范例 :

BF 90 -CW-WP240-LP320- H800-V15
90°圆带转弯--旋转方向顺时针--输送托盘宽度240mm--输送托盘长度320mm--输送水平高度800mm--托盘运行速度15m/min。
BF 90 ° round belt curve --Rotation direction clockwise--Pallet width 240mm --pallet length 320mm-transport height 800mm--curve conveying speed 15m/min。

BF 180°圆带转弯机

BF 180° ROUND BELT CURVE

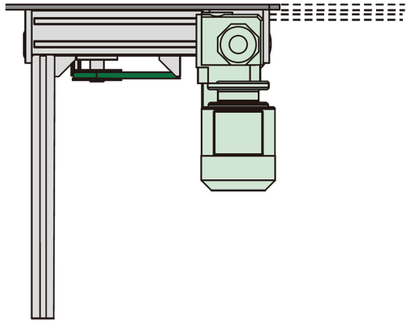

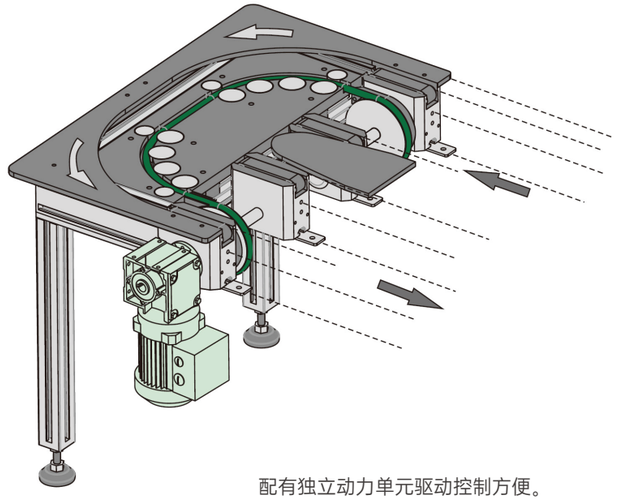

配有独立动力单元驱动控制方便。
Self-powered dirve unit for flexible control



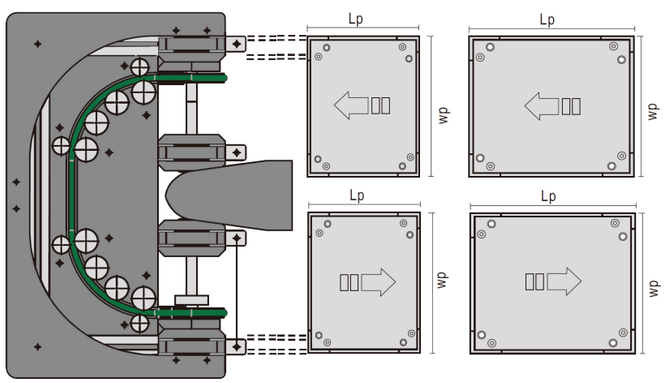

单个托盘满载总重量≤20kg；
Maximum load capacity per pallet ≤ 20kg

180°转弯机构每次只能通过单个托盘，禁止在此机构处堆积托盘；
180°curve conveying of the workpiece pallet one by one without accumulation operation

输送托盘的长、宽比不可超过1.5倍 (Lp/Wp≤1.5)；
Length-width ratio cannot exceed 1.5time of the pallet itself(Lp/Wp ≤ 1.5)

托盘最大宽度不超过320mm；
Pallet width can not exceed 320mm

圆带转弯机构速度是对接输送线速度的1.5倍。
Round belt device speed must be1.5 times as butt conveyors

特征/应用 Features/application

模块化设计、独立部件、结构简单、组装便捷、维护方便；
Modular design, individual components, simple construction, easy assemble and maintenance

可实现宽度在 320mm 及以下标准尺寸托盘输送的 180°转弯，不改变托盘的输送方向；
Standard pallet within width of 320mm or below can be conveyed throught 180°curve without turning direction

若有更大宽度托盘转弯输送的需要，建议使用 30KG 转台；
Wider pallet conveyance if needed, Suggest using a 30KG turntable

边框为有标准槽口的高强度铝合金型材，方便将输送机安装在其他设备上或在输送机上安装其它附件（如传感器、支架等）。
High intensity aluminum profile with standard slot on border, for easy to be assembled on other equipment or assemble other components(like sensor、bracket etc)

订购 Ordering

BF180°-CW-WP-LP-H-V-SR

CW: Direction of rotation (CW=clockwise，AW=anticlockwise) 旋转方向 (CW=顺时针，AW=逆时针)
WP: Pallet width of main conveyor主线体的输送托盘宽度
LP: Pallet length of main conveyor 主线体的输送托盘长度
H: Convey Height输送面水平高度
V: Curve conveying speed 托盘运行速度
SR: Special Requirement 特殊要求

Example 订货范例：
BF 180 –CW-WP240-LP320- H800-V15
180°圆带转弯--旋转方向顺时针--输送托盘宽度240mm--输送托盘长度320mm--输送水平高度800mm--托盘运行速15m/min。
BF 180 ° round belt curve --Rotation direction clockwise--Pallet width 240mm --pallet length 320mm-transport height 800mm--curve conveying speed 15m/min。

BFL 顶升定位

BFL LIFT&LOCATING UNIT



★ 单个托盘满载总重量≤150kg;
Maximum load capacity per pallet≤150kg
顶升定位机构不包含挡停机构。
positioner doesn't contain block mechanism

特征/应用 Features/application

模块化设计、独立部件、结构简单、组装便捷、维护方便;
Modular design, individual components, simple construction, easy assemble and maintenance

定位精准±0.2mm,在加工工位上定位工件托盘;
Position accuracy ±0.2mm, locate the pallet on work place

通过定位销定位于托盘上的定位套定位。
To locate with position pin on the pallet

订购 Ordering

BFL-M-WP-LP-SR

M: Loading负载
WP: Pallet width of main conveyor主线体的输送托盘宽度
LP: Pallet length of main conveyor 主线体的输送托盘长度
SR: Special Requirement 特殊要求

Example 订货范例 :

BFL –M30-WP320-LP320- SR
BFL Lift&Locating unit --loading 30kg--pallet width of main conveyor 320mm- pallet length of main conveyor 320mm
顶升定位--负载30kg--主线体的输送托盘宽度320mm--主线体的输送托盘长度320mm。

BFT1 顶升横移

BFT1 LIFT&TRANSVERSE UNIT



★ 单个托盘满载总重量≤100kg;
Maximum load capacity per pallet≤100kg
顶升横移不包含挡停机构。
Lift positioner doesn't contain block mechanism

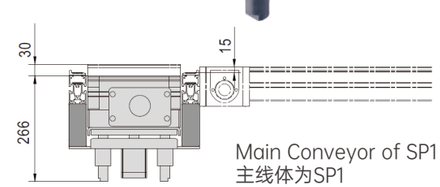

Main Conveyor of SP1
主线体为SP1

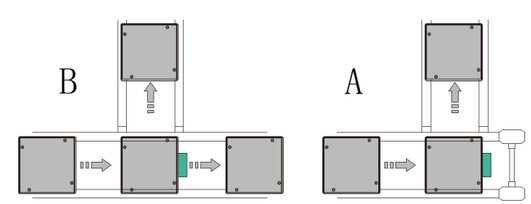

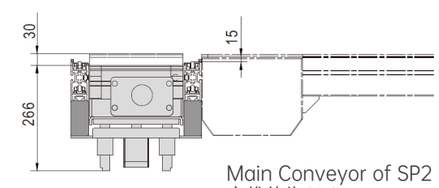

Main Conveyor of SP2
主线体为SP2

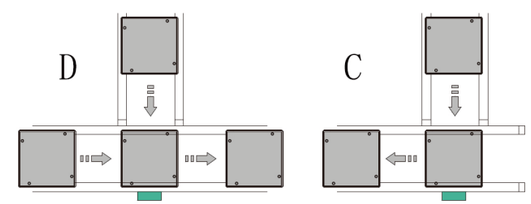

订购 Ordering

BFT1-M-WP-LP-V-SR

M: Loading负载
WP: Pallet width of main conveyor主线体的输送托盘宽度
LP: Pallet length of main conveyor 主线体的输送托盘长度
SR: Special Requirement 特殊要求

Example 订货范例 :

BFT1 –M30-WP320-LP320- V10- SR
顶升横移--负载30kg--主线体的输送托盘宽度320mm--主线体的输送托盘长度320mm--托盘运行速度10m/min。
BFT1 Lift and transverse unit1 -loading 30kg--pallet width of main conveyor 320mm—pallet length of main conveyor 320mm- conveyor speed 10m/min.

BFT2转台

BFT2 TURN TABLE

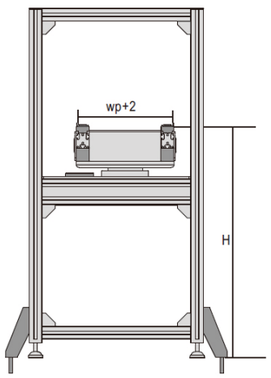

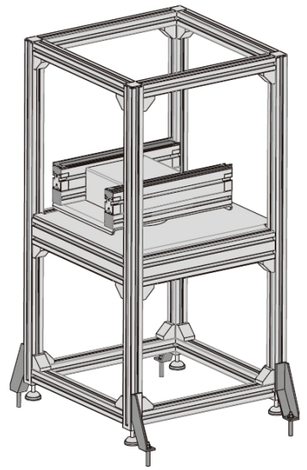

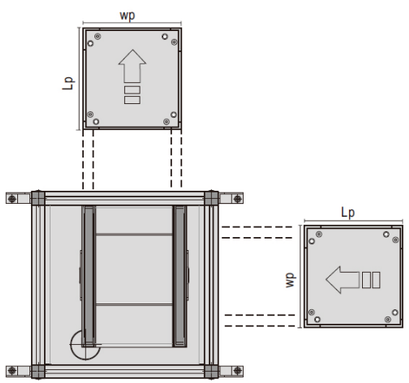

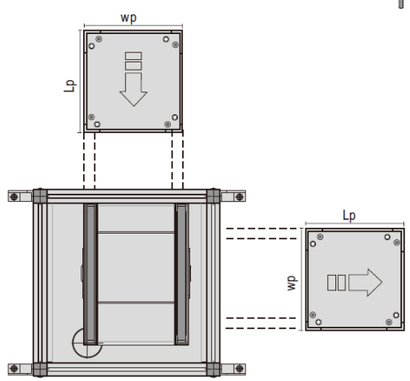

选型时须注意: H≥h+Hp+90mm;

Pay attention when selecting: H≥h+Hp+90mm

为保证机构转动平稳，标配气控单向阀，当托盘长宽≤320mm 时，旋转 90°用时≥2s，当托盘长宽 >320mm 且 <480mm 时，旋转 90°用时≥3s，若有特殊要求请来电咨询。

Rotation 90°≥2s when the pallet length/width≤320mm, rotation 90°≥3s when the pallet length/width >320mm and <480mm, and please contact us for special reguest.

输送托盘的长、宽比不可超过 1.5 倍 (Lp/Wp≤1.5);

The length and width ratio of the conveying pallet should not exceed 1.5 times (Lp/Wp≤1.5)

单个托盘满载总重量≤30kg

Maximum load capacity per pallet ≤30kg

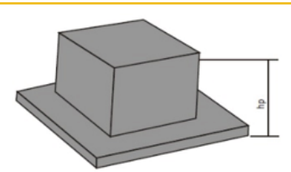

Workpiece Overall Height
载体总高度

特征/应用 Features/application

模块化设计、独立部件、结构简单、组装便捷、维护方便;

Modular design, individual components, simple construction, easy assemble and maintenance

铝型材框架结构标准气动/电动旋转，可实现宽度托盘输送的90°转弯，不改变托盘的输送方向;

The aluminum profile frame structure has standard pneumatic/electric rotation, which can realize 90 ° turns for wide pallet transportation without changing the transportation direction of the pallet;

边框为有标准槽口的高强度铝合金型材，方便将输送机安装在其他设备上或在输送机上安装其它附件 (如传感器、支架等);

High intensity aluminum profile with standard slot on border, for easy to be assembled on other equipment or assemble other components(like sensor、bracket etc)

传输介质为防静电型齿形带。

Conveying medium is anti-static toothed belt

订购 Ordering

BFT2- M-PN-Wp-LP-H-hp-V-SR

M: Loading负载

PN: Pneumatic Rotation (For 0°and 90°rotation) 气动旋转(只能实现0°和 90°两个位置旋转)

Wp: Pallet width 输送托盘宽度

LP: Pallet length 输送托盘长度

H: Convey Height输送面水平高度

hp: Workpiece Overall Height 载体总高度

V: Pallet conveying speed托盘运行速度

SR: Special Requirement 特殊要求

Example 订货范例 :

BFT2–M30-PN-Wp320- Lp400- H800- hp200- V10

BFT2 转台 -- 载重 30kg-- 气动旋转 -- 输送托盘宽度 320mm-- 输送托盘长度 400mm-- 输送水平高 800mm-- 载体总高度为 200mm-- 托盘运行速度 10m/min。

BFT2 Turn table --loading 30kg--Pneumatic Rotation--Pallet width 320mm –pallet length 400mm-transport height 800mm--workpiece Overall Height 200mm-- Pallet conveying speed 10m/min。

其他形式移载机

CONVEY SYSTEM OVERVIEW

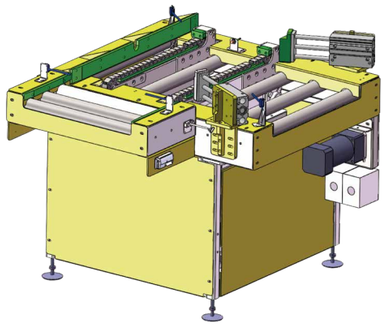

PLT-1

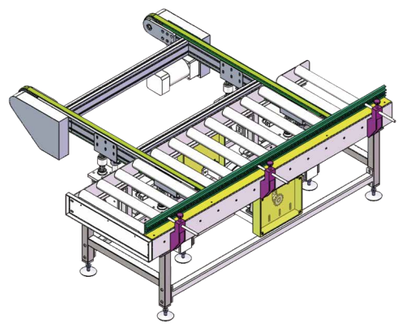

PLT-2

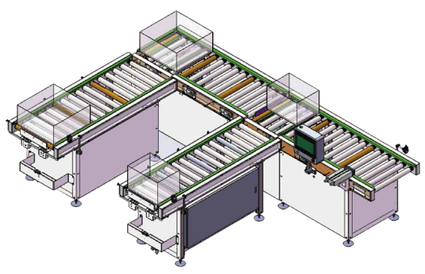

PLT-3

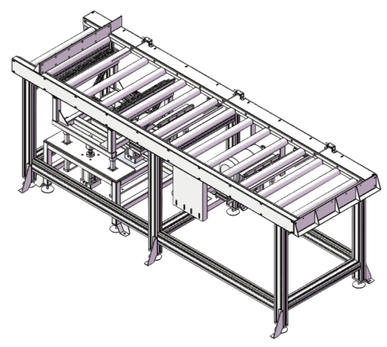

PLT-4

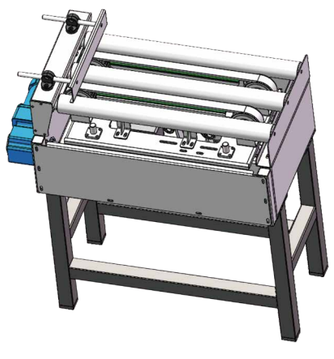

PLT-5

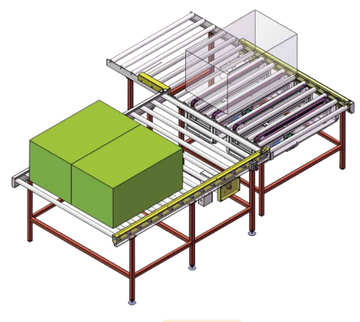

PLT-6

BFF1气缸升降机

BFF1 TURN TABLE

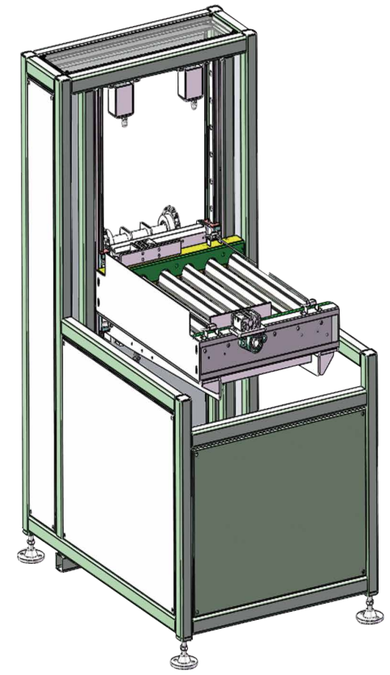



单个托盘满载总重量≤60kg
Maximum load capacity per pallet ≤60kg

订购 Ordering

BFF1- PN–Wp–LP–ha–hb–V–SR

PN: PN/ED PN=Pneumatic drive lift气动升降，ED=Electrical drive lift电动升降
Wp: Pallet width 输送托盘宽度
LP: Pallet length 输送托盘长度
ha: Transport Height of Lower Conveyor 下层线体输送面水平高度
hb: Transport Height of Upper Conveyor上层线体输送面水平高度
V: Pallet conveying speed托盘运行速度
SR: Special Requirement 特殊要求

Example 订货范例：

BFF1–PN-Wp320- Lp320- ha350- hb750- V10

BFF1 气缸升降机 -- 气动升降 - 输送托盘宽度 320mm-- 输送托盘长度 320mm-- 下层线体输送面水平高度 350mm-- 上层线体输送面水平高度 750mm-- 托盘运行速度 10m/min。

BFF1 Power base Lift--Pneumatic lift--Pallet width 320mm--pallet length 320mm--transport height of lower conveyor 350mm-- transport height of upper conveyor 750mm--speed 10m/min。

BFF2同步升降机

BFF2 POWER BASE LIFT

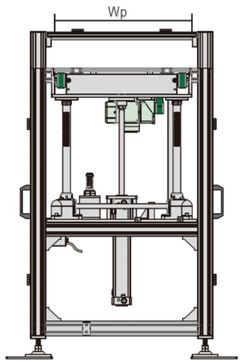

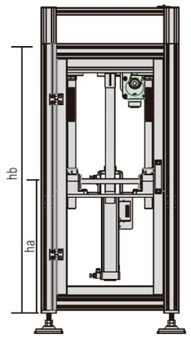



特征/应用 Features/application

模块化设计、独立部件、结构简单、组装便捷、维护方便；

Modular design，individual components，simple construction，easy assemble and maintenance

铝型材框架结构标准气缸升降，可实现高低两层输送机之间的垂直循环输送，改变托盘的输送方向；

Height of aluminum profile can be adjusted by air cylinder, to achieve the cycle conveying between upper and lower layers, and change the conveying direction

边框为有标准槽口的高强度铝合金型材，方便将输送机安装在其他设备上或在输送机上安装其它附件(如传感器、支架等)；

High intensity aluminum profile with standard slot on border，for easy to be assembled on other equipment or assemble other components(like sensor、bracket etc)

传输介质为防静电型齿形带。

Conveying medium is anti-static toothed belt

订购 Ordering

BFF2- PN-Wp-LP-ha-hb-V-SR

PN: PN/ED PN=Pneumatic drive lift气动升降，ED=Electrical drive lift电动升降

Wp: Pallet width 输送托盘宽度

LP: Pallet length 输送托盘长度

ha: Transport Height of Lower Conveyor 下层线体输送面水平高度

hb: Transport Height of Upper Conveyor上层线体输送面水平高度

V: Pallet conveying speed托盘运行速度

SR: Special Requirement 特殊要求

单个托盘满载总重量≤60kg
Maximum load capacity per pallet ≤60kg

Example 订货范例：

BFF2-PN-Wp320- Lp320- ha350- hb750- V10

BFF2同步升降机--气动升降-输送托盘宽度320mm-输送托盘长度320mm--下层线体输送面水平高度350mm--上层线体输送面水平高度750mm--托盘运行速度10m/min。

BFF2 Power base Lift--Pneumatic lift--Pallet width 320mm--pallet length 320mm--transport height of lower conveyor 350mm-- transport height of upper conveyor 750mm--speed 10m/min。

BFF3重载提升机

BFF3 HEAVY DUTY LIFT

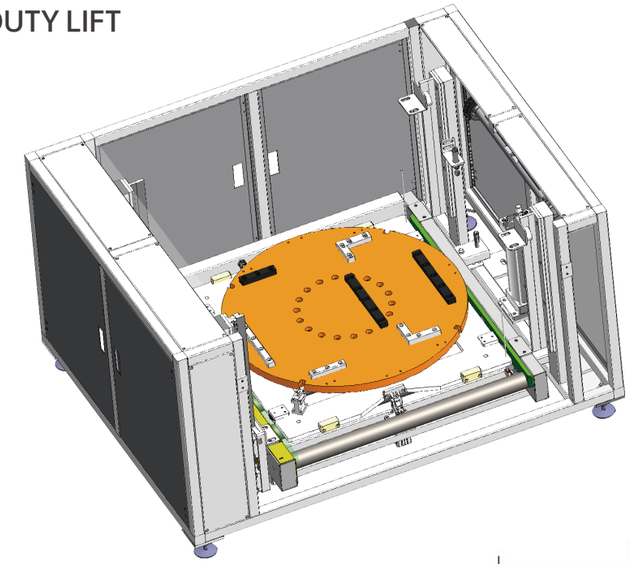

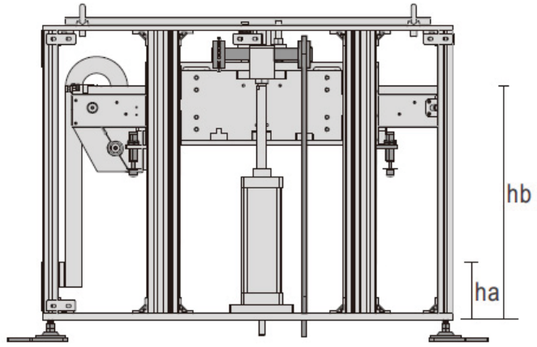

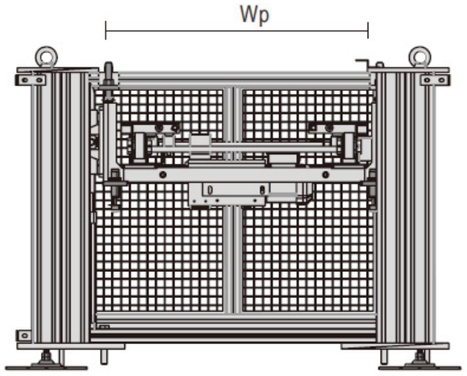



单个托盘满载总重量≤600kg
Maximum load capacity per pallet ≤600kg

特征/应用 Features/application

模块化设计、独立部件、结构简单、组装便捷、维护方便;
Modular design，individual components，simple construction，easy assemble and maintenance

铝型材框架结构标准气缸升降/电机驱动升降，可实现高低两层输送机之间的垂直循环输送，不改变托盘的输送方向;
The aluminum profile frame structure adopts standard cylinder lifting/motor driven lifting, which can realize vertical circulation transportation between the upper and lower conveyors without changing the transportation direction of the pallet;

边框为有标准槽口的高强度铝合金型材,方便将输送机安装在其他设备上或在输送机上安装其它附件 (如传感器、支架等);
High intensity aluminum profile with standard slot on border，for easy to be assembled on other equipment or assemble other components(like sensor、bracket etc)

传输介质为 U 型附板链。
Conveying medium is U-type cover chain

订购 Ordering

BFF3- PN-Wp-LP-ha-hb-V-SR

PN: ED/PN. ED=Motor lifting电机驱动升降，PN=cylinder with rod 有杆气缸
Wp: Pallet width 输送托盘宽度
LP: Pallet length 输送托盘长度
ha: Transport Height of Lower Conveyor 下层线体输送面水平高度
hb: Transport Height of Upper Conveyor上层线体输送面水平高度
V: Pallet conveying speed托盘运行速度
SR: Special Requirement 特殊要求

Example 订货范例 :

BFF3-PN0-Wp600- Lp800- ha350- hb750- V10
BFF3同步升降机—电机驱动升降-输送托盘宽度600mm-输送托盘长度800mm--下层线体输送面水平高度350mm--上层线体输送面水平高度750mm--托盘运行速度10m/min。

BFF3 Synchronous lift - motor lifting - conveying pallet width 600mm - conveying pallet length 800mm - lower line conveying surface horizontal height 350mm - upper line conveying surface horizontal height 750mm - pallet running speed 10m/min.

其他升降机案例

OTHER LIFE CASES

Lift-1



Lift-2

Lift-3

Lift-4

Lift-5

Lift-6

选择输送控制装置

TRANSPORTATION CONTROL SELECTION



选择输送控制装置
Transportation control selection

输送控制装置是托盘输送系统的重要组成部分，用于在托盘输送系统中控制托盘的停止、通过以及实现托盘输送过程的自动化柔性控制。

The conveyor control device is an important part of the pallet conveyor system. It is used to control the stopping and passing of pallets in the pallet conveyor system and to realize automated and flexible control of the pallet conveyor process.

托盘档停器安装 Installation position of pallet stop

在使用托盘时,挡停器安装在托盘输送方向的左前侧、右后方进行档停。

When the stop is used with pallet.it will be mounted in rear right or front left position in the direction of transport.

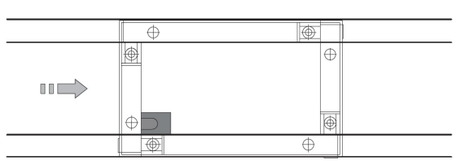

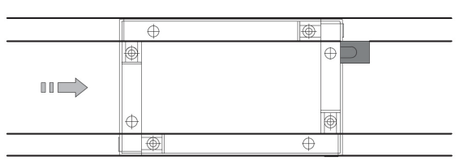

BFT3重载转台（单层）

BFT3 HEAVY DUTY TURN TABLE

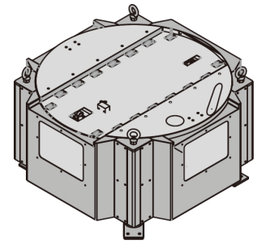

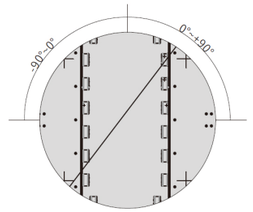

电动驱动旋转

Electrical Rotation

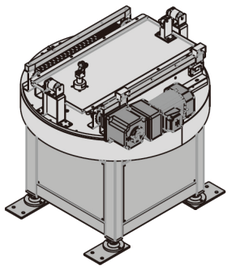

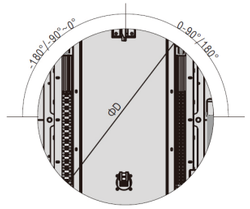

气动驱动旋转

Pneumatic Rotation



单个托盘满载总重量≤800kg

Maximum load capacity per pallet ≤800kg

特征/应用 Features/application

通过选择气动或电动的旋转驱动形式，可实现托盘的90°或180°转弯输送不改变托盘的输送方向；

Rotate unit of pneumatic or electrical is used to turn the orientation of the workpiece pallet 90° or 180° without changing the direction of pallet;

可配合BF5托盘输送机使用。

In conjunction with BF5 pallet conveyors.

订购 Ordering

BFT3-M-ED-Wp-LP-H-V-SR

M: Loading 负载

ED: ED/PN ED=Electrical Drive Rotation 电动旋转 PN=气动旋转

Wp: Pallet width 输送托盘宽度， LP: Pallet length 输送托盘长度

H: conveying Height输送面水平高度， V: Pallet conveying speed托盘运行速度

SR: Special Requirement 特殊要求

Example 订货范例 :

BFT3-M800-Ed-Wp800- Lp1000-H800- V10

BFT3重载转台--载重800kg—电动旋转--输送托盘宽度800mm-输送托盘长度1000mm-输送水平高800mm--托盘运行速度10m/min。

BFT3 heavy-duty turntable - load capacity 800kg - electric rotation - conveying pallet width 800mm - conveying pallet length 1000mm - conveying level height 800mm - pallet running speed 10m/min.

BFT3重载转台（双层）

BFT3 HEAVY DUTY TURN TABLE

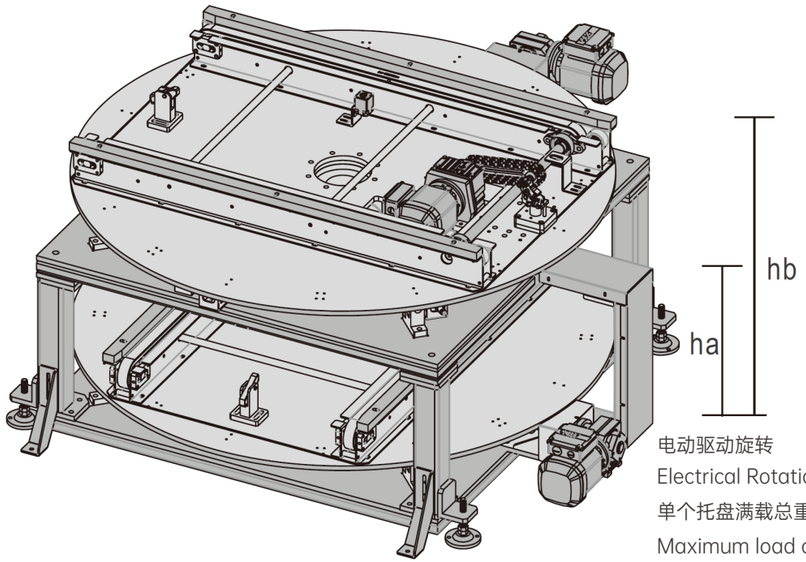

电动驱动旋转
Electrical Rotation
单个托盘满载总重量 ≤600kg
Maximum load capacity per pallet ≤600kg

特征/应用 Features/application

通过选择气动或电动的旋转驱动形式，可实现托盘的90°或180°转弯输送不改变托盘的输送方向；

Rotate unit of pneumatic or electrical is used to turn the orientation of the workpiece pallet 90° or 180° without changing the direction of pallet;

可配合BF5托盘输送机使用。

In conjunction with BF5 pallet conveyors.

订购 Ordering

BFT3-M-ED-Wp-LP-H-V-ha-hb-SR

M: Loading 负载
ED: ED/PN ED=Electrical Drive Rotation 电动旋转 PN=气动旋转
Wp: Pallet width 输送托盘宽度
LP: Pallet length 输送托盘长度
H: conveying Height输送面水平高度
V: Pallet conveying speed托盘运行速度
ha: Transport Height of Lower Conveyor 下层线体输送面水平高度
hb: Transport Height of Upper Conveyor上层线体输送面水平高度
SR: Special Requirement 特殊要求

Example 订货范例 :

BFT3-M600 -Ed- Wp800 – Lp1000 – H800 – ha350 – hb900 – V10
BFT3重载转台--载重600kg--输送托盘宽度800mm--输送托盘长度1000mm--输送水平高800mm--下层线体输送面水平高度350mm--上层线体输送面水平高度900mm--托盘运行速度10m/min。

BFT3 heavy-duty turntable--load capacity 600kg--conveying pallet width 800mm--conveying pallet length 1000mm--conveying level height 800mm--lower line conveying surface horizontal height 350mm- upper line conveying surface horizontal height 900mm--pallet operation Speed 10m/min.

BFT4 180度翻转机

BFT4 180 DEGREE FLIPPER

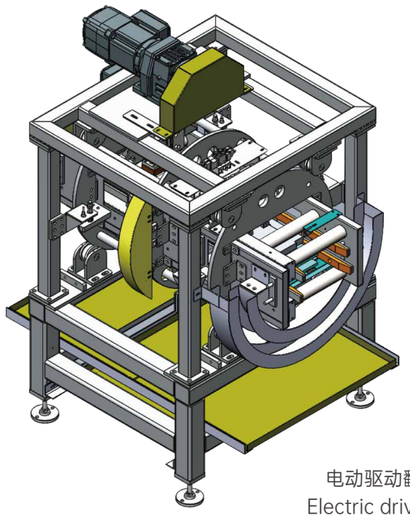

电动驱动翻转
Electric drive flip

单个托盘满载总重量≤500kg
Maximum load capacity per pallet ≤500kg

特征/应用 Features/application

可选择电机驱动实现翻转，翻转角度0°~180°；

Optional motor drive for flipping, flip angle 0°~180°;

可配合BF5托盘输送机使用。

In conjunction with BF5 pallet conveyors.

订购 Ordering

BFT4-M-Wp-LP-H-V-SR

M: Loading 负载
Wp: Pallet width 输送托盘宽度
LP: Pallet length 输送托盘长度
H: conveying Height输送面水平高度
V: Pallet conveying speed托盘运行速度
SR: Special Requirement 特殊要求

Example 订货范例 :

BFT4-M500 – Wp800 – Lp1000 – H800 – V15
BFT4 180°翻转-载重500kg--输送托盘宽度200~500mm--输送托盘长度1000mm--输送水平高800mm---托盘运行速度15m/min。

BFT4 180° flip - load capacity 500kg - conveying pallet width 200~500mm - conveying pallet length 1000mm – conveying level height 800mm - pallet running speed 15m/min.

BFT5 重载顶升横移

BFT5 HEAVY DUTY LIFT&TRANSVERSE UNIT



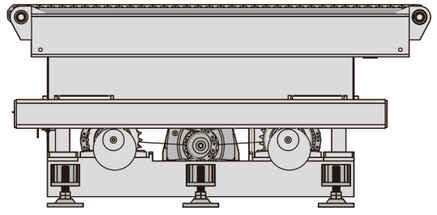

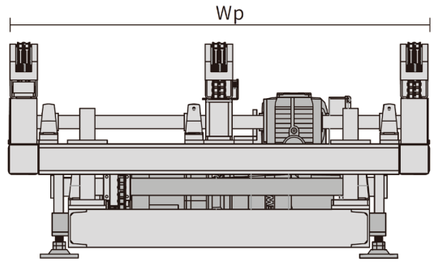

单个托盘满载总重量≤500kg
Maximum load capacity per pallet ≤500kg

特征/应用 Features/application

模块化设计，实用性强。
Modular design with practical performance.

顶升横移可实现将托盘从当前线体横移到垂直布置的另一条线体的输送，输送时改变托盘的方向；
Lift transverse unit move the workpiece pallets from a transverse conveyor onto a longitudinal conveyor section with changing the direction of pallet.

可配合BF5托盘输送机使用。
In conjunction with BF5 pallet conveyors.

订购 Ordering

BFT5-M-Wp-LP-H-V-SR

M: Loading 负载

Wp: Pallet width main Conveyor 输送托盘宽度， LP: Pallet length main Conveyor输送托盘长度

H: conveying Height输送面水平高度

V: Pallet conveying speed托盘运行速度， SR: Special Requirement 特殊要求

Example 订货范例：

BFT5-M350 – Wp800 – Lp1000 – V15– SR
BFT5重载顶升横移-载重350kg--输送托盘宽度800mm--输送托盘长度1000mm--输送水平高800mm---托盘运行速度15m/min。
BFT5 heavy load lifting and traversing - load capacity 350kg - conveying pallet width 800mm - conveying pallet length 1000mm - conveying level height 800mm - pallet running speed 15m/min.

BF180 气动挡停器

BF180 PNEUMATIC STOPPER

规格配置 Specification

托盘最大总质量Mc(kg) Max. gross pallet mass	180
质量m(g) Mass	560
防静电 ESD	是Yes
工作温度（℃） Working temperature	0~60
材料说明 Material	主壳体:铝合金(黑色) Housing: aluminium, black 止动杆:碳钢镀镍 anodized,Stop pole:nickel plated carbon steel
快速接头直径Φ6 Quick connector	外径为Φ6的通气软管 Hose, outer diameter Φ6
压力范围(Mpa) Pressure range	0.4~0.8 的净化压缩空气 0.4~0.8，clean compressed air

特征 Features/benefits

不允许反向操作,直接安装在输送线体上;
No inverse operation allowed and to be installed on the conveyor line.

运行噪音小于60dB,如需进一步降低工作产生的噪音,可以使用调速阀;
Operation noise less than 60dB.If you need to further reduce the noise Generated during work, you can use the speed control valve.

阻挡放行高度为9mm;
Stop and release height is 9mm.

可实现托盘在预定位置的停止和放行,并可实现多个托盘的堆积和分盘;
It can stop and release pallets at predetermined positions, and realize stacking and dividing of multiple pallets.

当压力释放时，弹簧将挡停器关闭，从而挡停托盘。
When the pressure is released,the stop is closed by a spring and the workpiece pallet is stopped.

订购 Ordering

BF180 –PN–SP–01–180

PN: Pneumatic气动

SP: Stop 挡停

01: Without damping 无缓冲

180: Max.load 180kg 最大负载180kg

挡停能力图 Stop capacity diagram

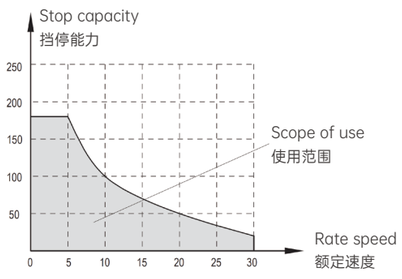

BF60 气动缓冲挡停器

BF60 PNEUMATIC BUFFER STOPPER

规格配置 Specification

托盘最大总质量Mc(kg) Max. gross pallet mass	60
托盘最小质量m(kg) Tube Diameter	1
质量m(g) Mass	550
防静电 ESD	是Yes
工作温度（℃） Working temperature	0~60
材料说明 Material	主壳体:铝合金(黑色) Housing: aluminium, black 止动杆:碳钢镀镍 anodized,Stop pole:nickel plated carbon steel
快速接头直径Φ6 Quick connector	外径为Φ6的通气软管 Hose, outer diameter Φ6
压力范围(Mpa) Pressure range	0.4~0.8 的净化压缩空气 0.4~0.8，clean compressed air



特征 Features/benefits

不允许反向操作,直接安装在输送线体上;
No inverse operation allowed and to be installed on the conveyor line.

运行噪音小于60dB,如需进一步降低工作产生的噪音,可以使用调速阀;
Operation noise less than 60dB.If you need to further reduce the noise Generated during work, you can use the speed control valve.

可与WP托盘组合,配合BF1,BF2托盘输送机使用;
It can be used on BF1,BF2 conveyor to control wp pallet.

缓冲挡停第一个托盘。该挡停器将一个或多个堆积的托盘挡停在指定位置上;
Damped stopping of the first accumulating pallet.It stops one or more accumulating pallets at the defined position

当压力释放时，弹簧将挡停器关闭，从而挡停托盘。
When the pressure is released,the stop is closed by a spring and the workpiece pallet is stopped.

订购 Ordering

BF60 -PN-BS-02-60

PN: Pneumatic气动
BS: Buffer and Stop缓冲挡停
02: With damping 带缓冲
60: Max.load 60kg 最大负载60kg

挡停能力图 Stop capacity diagram

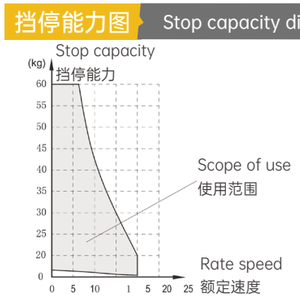

BF150 气动缓冲挡停器

BF150 PNEUMATIC BUFFER STOPPER

规格配置 Specification

托盘最大总质量Mc(kg) Max. gross pallet mass	150
质量m(g) Mass	1560
防静电 ESD	是Yes
工作温度（℃） Working temperature	0~60
材料说明 Material	主壳体:铝合金(黑色) Housing: aluminium, black 止动杆:碳钢镀镍 anodized,Stop pole:nickel plated carbon steel
快速接头直径Φ6 Quick connector	外径为Φ6的通气软管 Hose, outer diameter Φ6
压力范围(Mpa) Pressure range	0.4~0.8 的净化压缩空气 0.4~0.8，clean compressed air



特征 Features/benefits

不允许反向操作,直接安装在输送线体上;
No inverse operation allowed and to be installed on the conveyor line.

运行噪音小于60dB,如需进一步降低工作产生的噪音,可以使用调速阀;
Operation noise less than 60dB.If you need to further reduce the noise Generated during work, you can use the speed control valve.

阻挡，放行高度为9mm;
Stop and release height is 9mm.

可实现托盘在预定位置的停止和放行,并可实现多个托盘的堆积和分盘;
D Is stops or releases the pallet at the defined position and realize the accumulation or distribution of multi-pallets.

当压力释放时，弹簧将挡停器关闭，从而挡停托盘。
When the pressure is released,the stop is closed by a spring and the workpiece pallet is stopped.

订购 Ordering

BF150 -PN-BS-02-150

PN: Pneumatic气动
BS: Buffer and Stop缓冲挡停
02: With damping 带缓冲
150: Max.load 150kg 最大负载150kg

挡停能力图 Stop capacity diagram

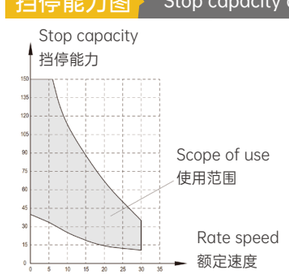

BF02-60 气动缓冲器

BF02-60 PNEUMATIC DAMPER

规格配置 Specification

托盘和工件最大质量MG(kg) Pallet and workpiece max. mass	60
托盘和工件最小质量M(kg) Pallet and workpiece min. mass	1
质量m(g) BF.BS.02-60/A Mass	350
质量m(g) BF.BS.02-60/B Mass	380
防静电 ESD	是Yes
工作温度（℃） Working temperature	0~60
材料说明 Material	主壳体:铝合金(黑色) Housing: aluminium, black 挡块，碳钢镀铬 Stopper: chrome plated carbon steel
快速接头直径Φ6 Quick connector	外径为Φ6的通气软管 Hose, outer diameter Φ6
压力范围(Mpa) Pressure range	0.4~0.8 的净化压缩空气 0.4~0.8，clean compressed air



BF.BS.02-60/A



BF.BS.02-60/B

特征 Features/benefits

不允许反向操作,直接安装在输送线体上;

No inverse operation allowed and to be installed on the conveyor line.

BF.BS.02-60/A 气动缓冲器配合BF1/BF2托盘输送机使用。BF.BS.02-60/B 气动缓冲器配合顶升横移使用;

BF.BS.02-60/A pneumatic damper is suitable to be used on BF1/BF2 conveyor BF.BS.02-60/B pneumatic damper is suitable to be used on lift and transverse unit.

在托盘移入或移出主线体时，缓冲器用于减少其冲击力。当挡停器打开，将托盘释放到缓冲器时，缓冲器同时气动复位。

The damper cushions the impact of pallets When they are moved from or onto a main conveyor section .when the stop is open and the pallet moves to the damper, the damper resets at the same time.

通过缓冲器后方的调节螺钉调节缓冲的力度。

The adjusting screw at the back side of the damper is used to adjust the buffering force.

订购 Ordering

BF02-60 –PN–BS–02–A–60

PN: Pneumatic气动

BS: Buffer and Stop缓冲挡停

02: With damping 带缓冲

A: Stopper type (A/B)挡板类型(A/B)

60: Max.load 60kg 最大负载60kg

挡停能力图 Stop capacity diagram

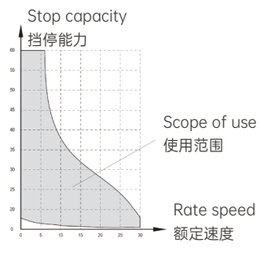

BF 气动止回器

BF PNEUMATIC BACK STOPPER

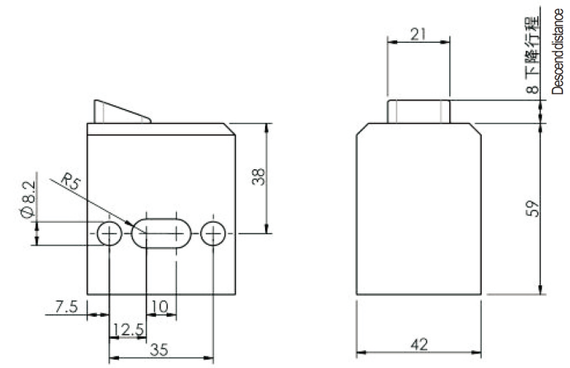

规格配置 Specification

托盘和工件最大总质量MG(kg) Pallet and workpiece max.mass	3~60
质量m(g) Mass	698
防静电 ESD	是Yes
工作温度（℃） Working temperature	0~60
材料说明 Material	主壳体:碳钢镀镍 Housing: nickel plated carbon steel 止回挡块，碳钢镀镍 Stop block: nickel plated carbon steel

特征 Features/benefits

止回块与气动无缓冲阻挡器配合使用，用于防止托盘碰撞阻挡器时造成的回弹;

Return stop work along with Pneumatic damper, to avoid crash spring back between pallet and block.

尤其推荐积放辊道输送系统安装止回块。

Especially recommend to add return stop in accumulation line D Is stops or releases the pallet at the defined position and realize the accumulation or distribution of multi-pallets.

安装位置 Installation position



BF 金属止回器

BF PNEUMATIC BACK STOPPER

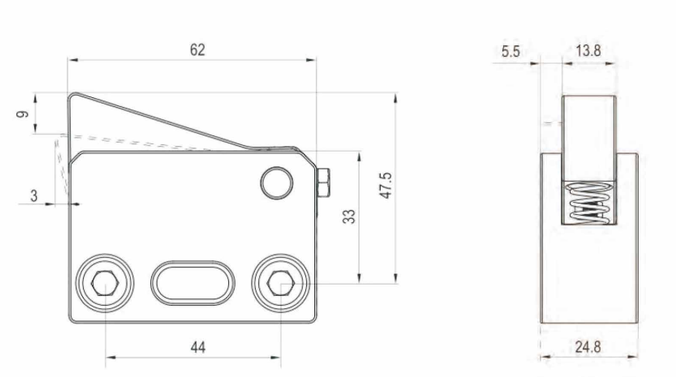



规格配置 Specification

托盘和工件最大总质量MG(kg) Pallet and workpiece max.mass	3~60
质量m(g) Mass	469
防静电 ESD	是Yes
工作温度（℃） Working temperature	0~60
材料说明 Material	主壳体:碳钢镀镍 Housing: nickel plated carbon steel 止动杆:碳钢镀镍 anodized,Stop pole:nickel plated carbon steel

特征 Features/benefits

止回器可用于克服托盘由无缓冲气动挡停器阻挡时造成的反弹，防止托盘逆行。

Return stop is used to prevent the pallet from returning back due to bounce from pneumatic stop and to avoid the pallet run reversely.

BF 重力止回器

BF BACK STOPPER

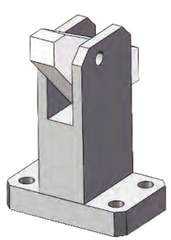

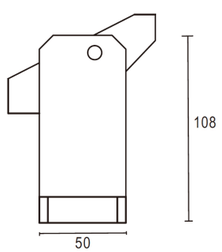

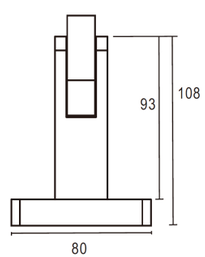

托盘输送机案例

PALLET CONVEYOR CASE





托盘输送机案例

PALLET CONVEYOR CASE





托盘输送机
案例

托盘输送机案例

PALLET CONVEYOR CASE









托盘输送机
案例