PREMIER QUALITY GLOBAL BRAND

專 業 品 質 全 球 信 賴


**上海璧發機械設備有限公司**

電　話：18962473050

18501565339

網　站：www.shbifa.com

地　址：上海市金山區金山衡鎮綫鑫路313號碼

寫字樓：蘇州昆山市人民南路1188號昆城國貿

1號樓北樓辦公1309室



電動滑臺綜合型録

# 電動滑臺綜合型録

## ELECTRIC ACTUATOR PRODUCT CATALOG

# 公司簡介 Corporate Outline

上海璧發機械設備有限公司，現坐落於中國商業中心上海市金山區，主要從事各種自動化設備的傳動部件的生產和銷售，服務于東亞、東南亞各國。公司在傳動領域積累了多年的研究設計、生產加工、組裝工藝。生產的傳動產品（模塊、直縵電機等）已暢銷東亞、東南亞各國。

Shanghai bifa Machinery Equipment Co., Ltd, Now it is located in Jinshan District, Shanghai, the commercial center of China is mainly engaged in the production and sale of transmission components of various automation equipment, serving East Asia and Southeast Asia countries. The company has accumulated many years of research, design, production, processing and assembly technology in the field of transmission. Drive products(modules, linear motors, etc. have been sold well in East Asia and Southeast Asia.

上海璧發機械設備有限公司本着致力于爲廣大客户創造最大價值，提供最優質的產品。爲此，公司采用了國際先進的生產工藝，卓越的組裝要求，嚴格的檢測程序，領先的技術支持，步步嚴苛監控直至出廠的產品通過ISO9001:2008質量管理體系認證。所有產品同時通過ROHS環保認證。到目前爲止，公司已擁有絲杠模塊、皮帶模塊、直電機等多種不同傳動產品。同時也能滿足客户運用到不同的設備上和不同的環境裏安全穩定運行。

Shanghai Bifa mechanical equipment Co., Ltd is committed in creating the greatest value for our customers and providing the best quality products. To this end, the company has adopted the international advanced production technolo gy, excellent assembly requirements, strict testing procedures, leading technical support, step by step strict monitoring until the factorys products passed the Iso 9001: 2008 quality management system certi fication. All products have passed ROHS environmental certification at the same time. So far, the com- pany has many different transmission products, such as screw module, belt module, linear motor and so on. We can also meet the needs of our customers to operate safely and steadily on different equipment and in different environments.

## 深入需求爲本

深入了解客户應用上需求，做滿足客户的產品設計。并以【高標質量以及【交貨迅速】等基本概念爲產品開發依據，讓我們的產品能真正迎合客户現在及爲未來的需求。

Deeply understand customer needs in order to provide customer satisfying product design. By the concepts of"reasonable cost high–standard quality" and"fast delivery", we adjust our product development, so that our products truly meet our customer's current or future demand.

## 技術與研發設計

不斷引進及更新最新2D/3D軟件爲研發設計的工具，并定期安排工程人員前往新加坡接受最新技術的培訓，再整合我司數十年的研發生產經驗，所以上海璧發機械設備開發的產品最能貼近客户的需求。

About design tools, we continuously introduce and update the newest 2D/3D software; meanwhile we educate and upgrade Shanghai Bifa employees concept and technology with abroad training regularly With integrating our research and development of production experience for decades, so that Shanghai Bifa products meet customer needs fully

## 生產與品質管理

導入ISO9001標準生產管理流程，并建置潔净室組裝工廠，而且不惜鉅資導入高精度的檢測設備，所有的努力衹爲了以“零缺失”質量出貨讓所有客户能無後顧之憂使用我們的產品。

We import iso9001 standard production management processes and build a clean room production facilities. In order to ensure product quality, we use high–accuracy equipments to test our product All our efforts willbe to perfect our products


上海璧發機械設備有限公司

聯繫方式

電話：18962473050

18501565339

地址：上海市金山區金山衛鎮錢鑫路313號

## 訂購型號說明–單軸 Ordering Method–Single Axis

# AS135–4P –L 10– 500 – MS –M40 – P3

### 本體型號 Model

| | |
|---|---|
| 一般環境螺杆型 Standard Ball Screw | |
| AS65–1P | 輕負荷 Low Payload |
| AS86–1P | 輕負荷 Low Payload |
| AS100–1P | 輕負荷 Low Payload |
| AS100D–2P | 中負荷 Middle Payboad |
| AS120–4P | 高負荷 High Payload |
| AS135–2P | 中負荷 Middle Payboad |
| AS135–4P | 高負荷 High Payload |
| AS170–4P | 重負荷 Heavy Payload |
| AS220–4P | 高負荷 High Payload |
| 一般環境皮帶型 Standard Belt | |
| AT100–2P | 中負荷 Middle Payboad |
| AT135–4P | 高負荷 High Payload |
| AT170–4P | 重負荷 Heavy Payload |
| 無塵環境螺杆型 Clean Room Ball Screw | |
| ASC50–1P | 輕負荷 Low Payload |
| ASC65–1P | 輕負荷 Low Payload |
| ASC100–2P | 輕負荷 Low Payload |
| ASC135–4P | 高負荷 High Payload |
| ASC170–4P | 重負荷 Heavy Payload |
| 無塵環境皮帶型 Clean Room Belt | |
| ATC135–4P | 高負荷 High Payload |
| ATC170–4P | 重負荷 Heavy Payload |
| 一般環境螺杆型 Standard Ball Screw | |
| DZ50 | 輕負荷 Low Payload |
| DZ80 | 中負荷 Middle Payboad |
| DZ120 | 中負荷 Middle Payboad |
| 歐規皮帶滑臺 Standard Belt Actuator Europe Type | |
| ET65 | 重負荷 Heavy Payload |
| ET80 | 重負荷 Heavy Payload |

### 螺杆/皮帶形式 Ball Screw/Belt Type

| | |
|---|---|
| 螺杆驅動 Ball Screw Type | |
| L | 標準臺制 Standard |
| 皮帶形式 Belt Type | |
| L | 無塵皮帶 PU Belt |
| X | 橡膠皮帶 Rubber Belt |

### 導程 Lead

| | |
|---|---|
| 螺杆型 Ball Screw Type | |
| 05 | 5mm |
| 10 | 10mm |
| 16 | 16mm |
| 20 | 20mm |
| 25 | 25mm |
| 32 | 32mm |
| 40 | 40mm |
| 皮帶型 Belt Type | |
| 40 | 40mm |
| 50 | 50mm |
| 150 | 150mm |
| 176 | 176mm |

### 行程 Stroke

| |
|---|
| 有效行程 Stroke |
| “螺杆外徑Ball ScrewCuter Diameter 標準行程Standard Stroke” |
| “ø12mm 50~800mm（無特注）” |
| “ø16mm 50~1050mm（特注1250mm）” |
| “ø20mm 50~1250mm（特注1450mm）” |
| “ø25mm 50~1550mm（特注1650mm）” |

### 馬達位置 Motor Position

| | |
|---|---|
| 螺杆型 Ball Screw Type | |
| MS | 馬達直聯 Motor Position |
| ML | 馬達左折 Motor Left Side |
| MR | 馬達右折 Motor Right Side |
| MD | 馬達下折 Motor Bottom Side |
| 皮帶型 Belt Type | |
| LS | 馬達左方 Motor Left |
| LU | 馬達左上方 Motor Upper Left |
| LD | 馬達左下方 Motor Lower Left |
| RS | 馬達右方 Motor Right |
| RU | 馬達右上方 Motor Upper Right |
| RD | 馬達右下方 Motor Lower Right |

### 限位傳感器數量 Photoelectric Sensor

| | | |
|---|---|---|
| P1 | 1祇 | 1PCS |
| P2 | 2祇 | 2PCS |
| P3 | 3祇 | 3PCS |

未標記：無No Mark：No Sensor

### 馬達廠牌、功率、煞車 Motor Brnd、Power Output、Brake

| 伺服馬達 Servo Motor | | | | |
|---|---|---|---|---|
| 馬達廠牌 Motor Brand | | 功率 Power Output（W） | | 煞車 Brake*1 |
| P | 國際 Panasonic | 10 | 100W | B |
| D | 臺達 Delta | 20 | 200W | – |
| Y | 安川 Yaskawa | 40 | 400W | – |
| M | 三菱 Mitsubishi | 75 | 750W | – |

| 步進馬達 Stepping Motor | | |
|---|---|---|
| 馬達廠牌 Motor Brand | 功率 Power Output（W） | |
| 多摩川 Tamagawa | 42M | 2相–TS3617N3E8 |
| | 57M | 2相–TS3653N1E2 |
| 東 方 Oriental | 42M | PK245–01A |
| | 57M | PS264–02A |
| 三 洋 Sanyo | 42M | 2相–103H5209–0440 |
| | 57M | 2相–103H7121–0140 |

*1：若無煞車則不表示
If No Brake,No Description.

## 多軸應用示意圖

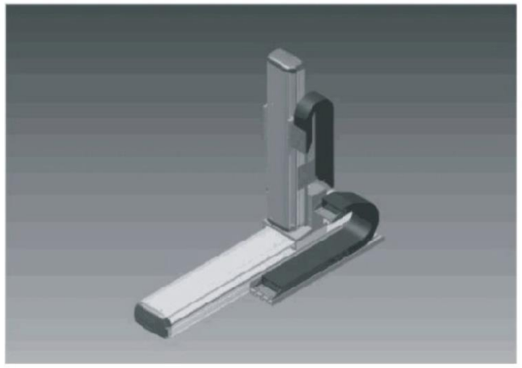
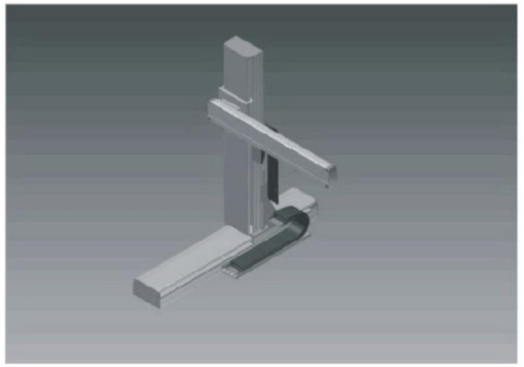







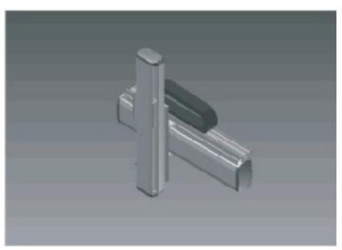


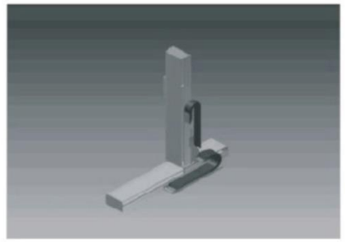


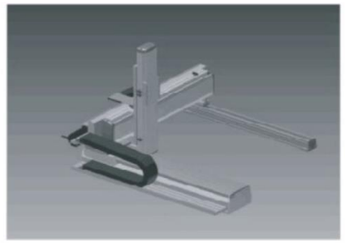








# 應用例–單軸 Applications Examples Single Axis

## 適用產業 Suitable Industry: PCB/CD/DVD

### PCB基板噴字裝置 Spray-Printing device for PCB substrate boards

- 將基板固定於電動滑台上，利用滑台等速移動的特性，執行基板的噴字作業。

  Fix the substrate board onto the electric cylinder. Use the feature "equal-speed sliding" to execute the spray printing.

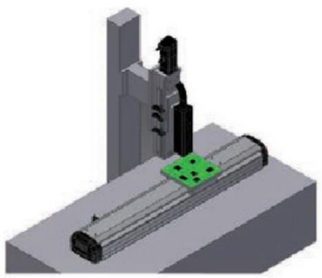

- 使用規格 Use models
  AS100/AS135

### 電路板表面清潔裝置 Surface cleaning device for circuit boards

- 將PLASMA固定在電動滑台上，在输送帶上方來回移動，做電路板表面的清潔工作。

  Fix the PLASMA onto the electric cylinder and move back and forth on the conveyor to do the surface cleaning for the circuit boards.

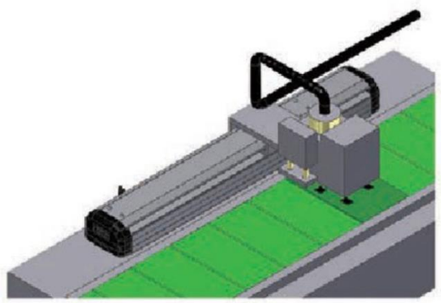

- 使用規格 Use models
  AS100/AS135

### PCB電路板切割裝置 Cutting device for PCB printed circuit board

- 將PCB電路板放置在電動滑台上，搭配外部切刀機構，做裁切的動作。

  Place the PCB board on the electric cylinder and do the cutting by using external cutting devices.

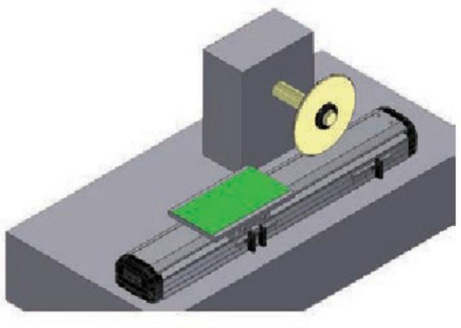

- 使用規格 Use models
  AS100/AS135/AS170

### 光碟收料裝置 Compact disc receiving device

- 利用電動滑台可多點定位的特性，將光碟片收料盒做上下移動定位收料。

  Use the feature "multi-positioning" of electric cylinder to do loading and unloading of the disc box.

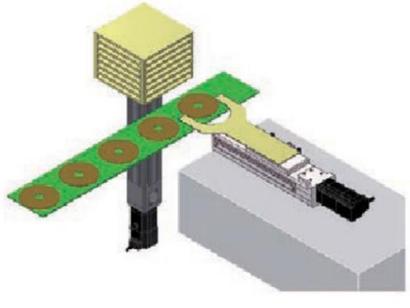

- 使用規格 Use models
  AS65/AS100/AS135

## 適用產業 Suitable Industry: 半導體/封裝/測試 Semi-conductor/Packaging/Testing

### IC打印裝置 IC printer device

- 將IC裝置放於滑台上，利用滑台搭配伺服或步進馬達，可等速移動的特性，執行雷射打印的工作。

  Place the IC device on the electric cylinder. Use the feature: "equal-speed sliding" to execute the laser printing.
  Actuators are capable to adapt servo motor and stepping motor.

- 使用規格 Use models
  AS65/AS86

### IC取放整列裝置 Aligning device for pick-and-place of IC boards

- 使用2支單軸電動滑台，可組合成簡易式IC取放機構。

  Install two single electric cylinder to combine a simple IC pick-and-place system.

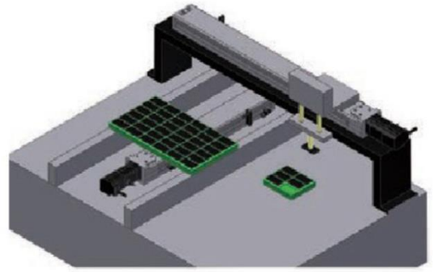

- 使用規格 Use models
  AS65/AS100/AS135

### 條碼掃描裝置 Barcode scanning device

- 將XY滑台安裝在小型的自動倉儲內，執行物品條碼的掃描作業。

  Install the X-Y multi-axis system to automated warehouse to execute the barcode scanning.

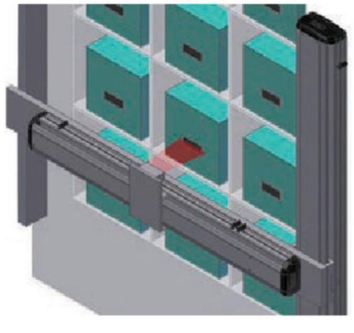

- 使用規格 Use models
  AS120/AS135/AS170

### 充填裝置 Fillings device

- 為了因應不同產品的填充作業，利用滑台可程式化的特性，可於不同高度的位置，執行充填作業。

  In order to adapt to filling of different products, we can execute the filling at different height of position by programmable feature.

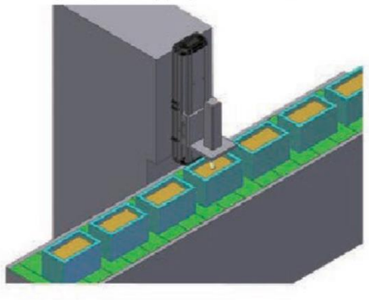

- 使用規格 Use models
  AS65/AS100/AS135

# 應用例–單軸 Applications Examples Single Axis

## 適用產業 Suitable Industry 汽車/零件加工/組立/表面處理/手機 Automotive/Component Processing/ Assembling/Surface Processing/Mobile Phones

### 輪胎表面檢查裝置 Tire surface inspection machine

● 將C.C.D安裝在滑台上，利用滑台等速移動的特性，檢查輪胎表面上的缺陷，並即時回報給現場人員。

Mount the C.C.D on the electric cylinder. Use the feature: "equal-speed sliding" to check the defects on the tire surface and report to the on-site worker immediately.

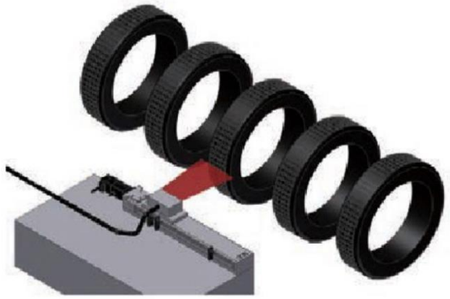

● 使用規格 Use models
AS65/AS86/AS100

### 表面處理移動裝置 Mobile device for surface processing

●利用滑台可上下左右高速移動的特性，將工作置掛在滑台上浸入溶劑內，做表面處理的工作。

Mount the working piece on the electric cylinder and dip it into the solvents. Moving up and down, left and right athigh speed to do the surface treatment processing.

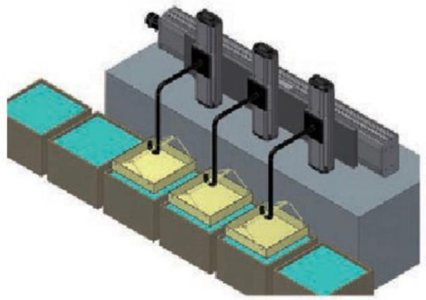

● 使用規格 Use models
AS120/AS135/AS170

### 圓盤機上組立裝置 Assembling device on disc machine

● 利用2支單軸組合成XY機構，可架在圓盤機上，做零件的組立。

Combine two single actuators to an X-Y system. Then mount it onto the disc machine to do the components assembly.

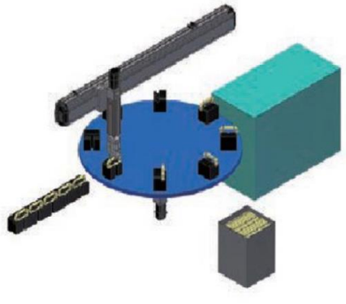

● 使用規格 Use models
AS100/AS135

### 小型部品組立裝置 Assembling device for small components

●利用電動滑台可多點定位的特性，帶動吸盤及氣缸做小型零件的組立作業。

Use the feature multi-positioning of the electric cylinder to drive the suckers and cylinders to do the assembly of small components.

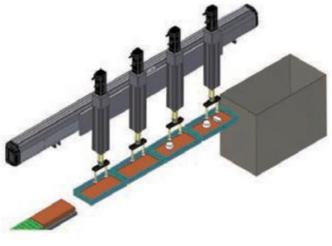

● 使用規格 Use models
AS65/AS86/AS100

## 適用產業 Suitable Industry 傳統製造/食品/原物料 Traditional Manufacturing/Food/Raw Material

### 生產線搬運裝置 Conveyance device for assembly lines

● 利用單軸電動滑台組合成XY機構，在輸送帶上方執行物品的搬運作業。

Combine two single actuators to an X-Y system and pick and place the items on the conveyor.

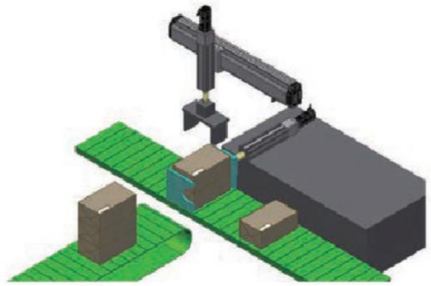

● 使用規格 Use models
AS100/AS135/AS170

### 生產線分料裝置 Separator device for assembly lines

●在輸送帶的生產線上，利用電動滑台做產品分類。

Use actuators to categorize products on the assembly line with conveyors.

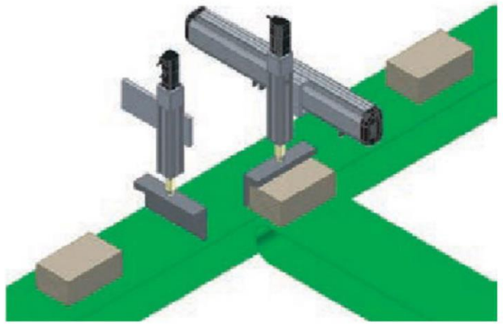

● 使用規格 Use models
AS100/AS135

### 包裝整列裝置 Aligning device for packaging

● 利用伺服馬達與滑台的搭配，可以在移動的輸送帶上，將不同大小的產品做整列，可以大幅節省工作時間。

Use actuators to align products of different sizes on the moving conveyors, which substantially saves the working time.

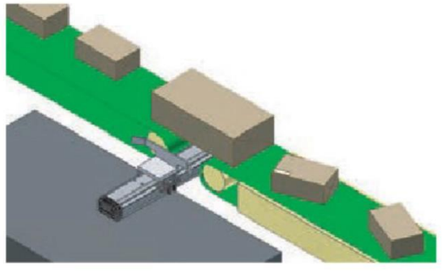

● 使用規格 Use models
AS100/AS135/AS170

### 溶劑表面刮平機構 Leveling mechanism for solvent surfaces

● 利用電動滑台可等速移動特性，可將黏稠溶劑表面做整平處理。

Use the feature: "equal-speed sliding" to level the surface of glutinous solvents.

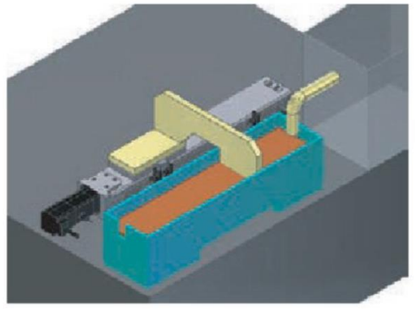

● 使用規格 Use models
AS65/ASC65

# 應用例–多軸 Applications Examples Multi Axis

## 適用產業 Suitable Industry PCB電路板 PCB Circuit Boards

### 電路板搬送裝置 Conveyance device for circuit boards

● 將2支單軸電動滑台組合成X-Z雙軸機構，執行電路板上下左右的搬送工作。

Combine two single actuators to an X-Z system and conveys the circuit board across left and right as well as up and down.



● 使用規格 Use models
X軸 AS135/Z軸 AS100

### 自動銲錫裝置 Auto-soldering device

●將銲錫裝置固定於單軸電動滑台組合成的X-Y-Z 3軸上，可執行電路板零件的銲錫作業。

Fix the soldering device onto the X-Y-Z system, which can solder for circuit board components.



● 使用規格 Use models
X軸 AS135/Y軸 AS100/Z軸 AS120

### 電路板推疊裝置 Piling device for circuit boards

● 使用單軸電動滑台組合成X-Y-Z 3軸，可用於電路板生產線的收料機構。

Combine three single actuators Into X-Y-Z system, which can be used in receiver mechanism for circuit board assembly lines.

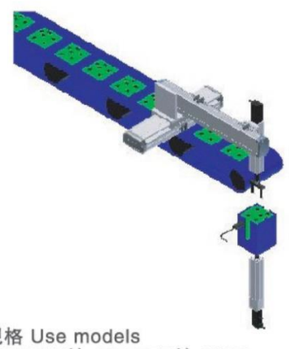

● 使用規格 Use models
X軸 AS135/Y軸 AS100/Z軸 AS65

### CCD影像視覺檢查裝置 Visual checking device for CCD imaging

●將視覺系統固定在X-Y-Z 3軸上，作PCB板的外觀AOI檢查。

Fix the visual system onto the X-Y-Z system and execute the AOI checks of the appearance of PCB.

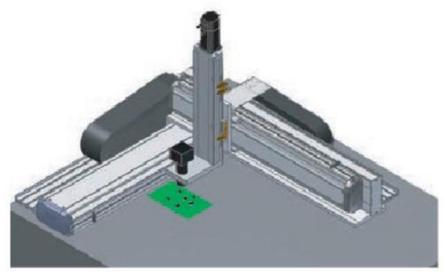

● 使用規格 Use models
X軸 AS135/Y軸 AS100/Z軸 AS65

## 適用產業 Suitable Industry CD/DVD/手機 CD/DVD/Mobile Phones

### 光碟片堆疊裝置 Piling device for compact discs

● 使用單軸電動滑台組合成X-Y-Z 3軸，可用於光碟片生產線的收料機構。

Combine three single actuators Into X-Y-Z system, which can be used in receiver mechanism for compact disc assembly lines.



● 使用規格 Use models
X軸 AS135/Y軸 AS100/Z軸 AS65

### 光碟片UV照射裝置 Ultra-violet exposure device for compact discs

●使用單軸電動滑台組合成X-Z 2軸機構，可用於光碟片UV照射裝置。

Combine three single actuators into a X-Z system, which can be used in ultra-violett exposure devices for compact discs.

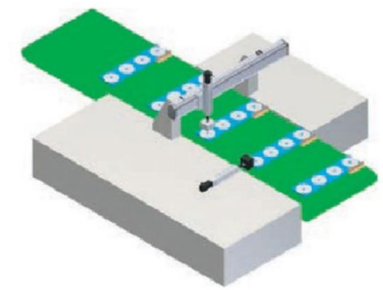

● 使用規格 Use models
X軸 AS100/Z軸 AS65

### 鎖螺絲裝置 Screw-tightening Device

● 利用X-Y軸機構，可做為取放螺絲運用。

Use the X-Y system for pick-and-place of screws.

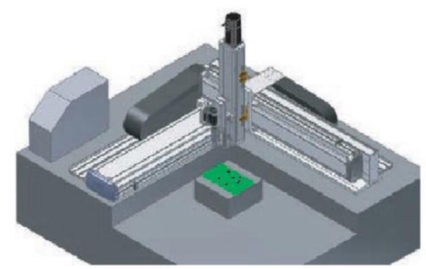

● 使用規格 Use models
X軸 AS100/Y軸 AS65

### 小型部品取放裝置 Pick-and-place devices for small components

● 使用單軸電動滑台組合成X-Y-Z 3軸，可用於小型零部件的取放裝置。

Combine three single actuators Into X-Y-Z axes, which can be used in pick-and-place devices for small components.

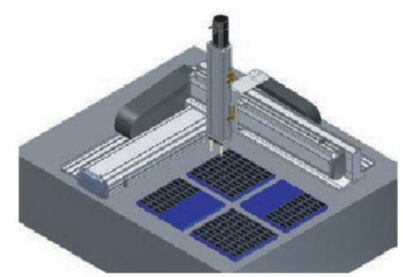

● 使用規格 Use models
X軸 AS135/Y軸 AS100/Z軸 AS65

# 應用例–多軸 Applications Examples Multi Axis

## 適用產業 Suitable Industry LCD汽車 LCD/Automotive

### 大型LCD玻璃基板塗膠裝置 Adhesive dispenser device for large-size LCD glass substrate boards

● 使用2支同動的X軸電動滑台搭配一支Y軸滑台在加上Z軸組成一套高速的LCD玻璃基板的塗膠裝置。

Combine two synchronous X-axis actuators and one Y-axis electric cylinders along with Z-axis into one system of high-speed Adhesive dispenser devices for LCD glass substrate boards.

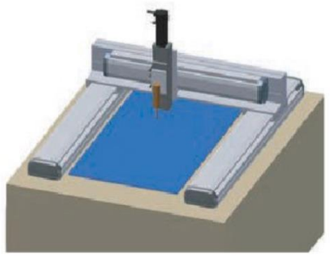

● 使用規格 Use models
X軸 AS135–2支/Y軸 AS100/Z軸 AS65

### 玻璃基板切割作業 Cutting for Glass Substrate Boards

● 使用2支同動的X軸電動滑台搭配一支Y軸滑台組合成一套簡易式的玻璃板切割機構。

Combine two synchronous X-axis actuators with one Y-axis electric cylinders into one package of simple cutting mechanism for glass boards.



● 使用規格 Use models
X軸 AS170–2支/Y軸 AS135

### 各種小型零件的塗佈裝置 Coating device for various small components

● 將3支單軸電動滑台組合成X-Y-Z機構，可執行點塗膠，作業成本比一台塗膠機械便宜很多，也可以運用在生產線上的塗膠作業。

Combine three uniaxial actuators into a X-Y-Z system that can perform dispensing and rubberizing operations with costs way cheaper than one rubberizing machine and utilize the rubberizing operation on the assembly line.

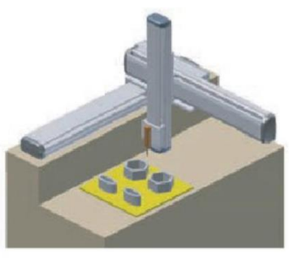

● 使用規格 Use models
X軸 AS135、170/Y軸 AS100、120
Z軸 AS65、86

### 噴塗移動裝置 Mobile device for spray coating

● 利用X-Y-Z 3軸做清潔或噴塗的作業。

Utilizes X-Y-Z axes to clean or spray coating.



● 使用規格 Use models
X軸 AS135、170/Y軸 AS100、120
Z軸 AS65、86

## 適用產業 Suitable Industry 機械加工/太陽能/食品 Machine Processing/Solar/Food

### 工具機加工件取放裝置 Pick-and-place devices for processed parts from machine tools

● 使用單軸電動滑台組合成X-Z-Y 3軸，可安裝在2台或3台的CNC工具機上，做為多次加工的加工件上下料的取放機構。

Combine three single actuators into X-Z-Y system,that can be installed onto two or three CNC machine tools as the pick-and-place mechanism for loading and unloading of processed parts from multiple processing.



● 使用規格 Use models
X軸 AS170/Y軸 AS135/Z軸 AS120

### 工具機加工件取放裝置 Pick-and-place devices for processed parts from machine tools

●使用單軸電動滑台組合成X-Y-Z 3軸，可安裝在CNC工具機上，做為加工件上下料的取放機構，成本比6軸機械手臂節省許多。

Combine three single actuators into X-Y-Z system that can be installed onto CNC machine tools as the pick-and-place mechanism for loading and unloading of processed parts, which can save more cost than 6-axis mechanical arms.



● 使用規格 Use models
X軸 AS170/Y軸 AS135/Z軸 AS120

### 大型物品的搬運裝置 Conveyance device for large items

● 使用2支同動的X軸電動滑台搭配一支Y軸電動滑台組合成一套大型物品的搬運裝置，成本比6軸機械手臂節省許多。

Utilizes two synchronous X-axis actuators with one Y-axis motor slide to assemble into one package of conveyance device for large-size items, with a cost saving more than 6-axis mechanical arms.

● 使用規格 Use models
X軸 AS170–2支/Y軸 AS135

### 3次元塗膠裝置 3-Dimensional rubberizing device

● 利用X-Y-Z 3軸組合成懸臂塗膠機構，可執行3次元塗膠作業。

Utilizes X-Y-Z axes to assemble into a cantilever adhesive dispenser that can perform 3-dimensional rubberizing.



● 使用規格 Use models
X軸 AS135、170/Y軸 AS100、135
Z軸 AS65、86

Ball Screw Driven

# 螺桿驅動

## 高精度。高荷重

High Accuracy, High Payload

螺桿驅動模組可輕易達到高精度使用需求，並穩定運轉，
確保螺桿、滑軌的使用壽命及組裝品質。
重複定位精度可高達 ±0.01mm。
小荷重 5kg 到大荷重 150kg。
都可輕鬆對應使用需求，在自動化市場的領域中都看得到，
使用範圍及用途可說相當廣泛。

Ball screw driven module design can provides the high accuracy and steady movement.
Also secure the reliability and quality.
Providing the ± 0.01mm of the repeatability.
This series can support the payload form 5kg to 150kg, which could be applied widely.



## 螺桿系列模組

Ball Screw Type Module

### 主要用途 Main Usage:

多運用於工作定位、夾取、搬運、插件等產能自動化。
Positioning, Pick and place, Carrying, Press-fitting.

### 運用範圍 Applications:

▲電子部品組裝 Electronic device assemble
▲液體注入填充裝置 Liquid filling
▲點熔接裝置 Welding
▲電路板與晶圓盒定位插入裝置 Press-fitting of Circuit Board and Wafer Box
▲物件整列靠齊 Unit arrangement.

### 產業 Industries:

■TFT-LCD液晶面板設備 TFT-LCD
■半導體設備 Semiconductor
■LED線上設備 LED
■太陽能設備 Solar energy

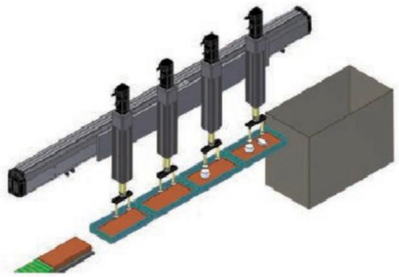

螺桿系列
Standard Ball Screw Actuator
AS Series
→P028

Belt Type Driven

# 皮帶驅動



## 長行程。高速度

Long Stroke, High Speed

皮帶驅動模組，可輕易達到長行程使用條件，實現大動作範圍的應用。
採用鋁擠型結構，內由滑軌、皮帶及皮帶輪設計組立，為您節省組裝階段的成本與時間。
最大行程可達 5000mm。
並可達 5000mm/s 的線速度，提高機台的生產效率。

Belt driven module design can provides the longer stroke, which can apply in a long distance movement required applications.
Compact structure design resulting in lower cost and time saving.
This series can support the stroke up to 5,000mm, and speed can up to 5,000mm/s maximize your production efficiency.

## 皮帶系列模組

Belt Type Module

### 主要用途 Main Usage:

多運用於超過1500mm長距離高速度、點對點的搬運、噴塗、點膠等。
Long distance movement required applications, Carrying, Printer, Adhesive dispenser.

### 運用範圍 Applications:

- ▲生產線工件換線裝置 Parts shifting between production lines
- ▲高速輸送帶分裝裝置 High speed conveyor
- ▲捆包膠膜切斷裝置 Tape cutting device
- ▲CNC加工機間搬運裝置 Parts shifting between CNC machines

### 產業 Industries:

- ■TFT-LCD液晶面板設備 TFT-LCD
- ■太陽能設備 Solar energy
- ■食品設備 Food Industry
- ■包裝設備 Packing
- ■CNC加工設備 Machining

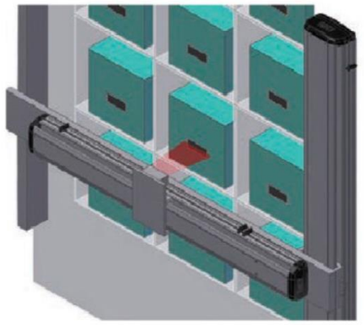

皮帶系列
Standard Belt Actuator
AT Series
→P066

歐規皮帶系列
Europe Type Belt Actuator
ET Series
→P132

Clean Room Type

# 無塵專用

# Fab

## 低發塵。長壽命

Dust Sealing, Long life

可實現與 AS/AT 系列同等的動作性能。
密閉式的外裝，可防止異物侵入本體內部，增加抽氣嘴的裝置，可將機台內運轉產生的 Particle 抽離，並通過 SGS 測試認證可對應在 CLASS 10 環境使用。
在高科技半導體、食品生產設備有著極高的信賴度，並有效的減少對產品的污染及破壞。

Same performance as AS/AT.
Sealing design can prevent dirt and foreign objects from penetrating inside.
Equipped with air fitting device, which can keep the internal component clean.
Clean type can support to clean room grade class 10 (examined by SGS) widely applying in the semiconductor industry and food supply chain.
Effectively minimize the pollution of the actuator and working environment.



## 無塵系列模組

Clean Room Type Module

### 主要用途 Main Usage:

主要用於潔淨室內的工作定位、夾取、搬運、插件等產能自動化。
Positioning, Pick and place, Carrying, Press-fitting in clean room environment.

### 運用範圍 Applications:

▲貼片裝置 Surface mount system
▲構裝裝置 Packaging
▲測試裝置 Testing
▲檢查裝置 Inspection

### 產業 Industries:

■半導體設備 Semiconductor
■FPD產業設備 FPD industry

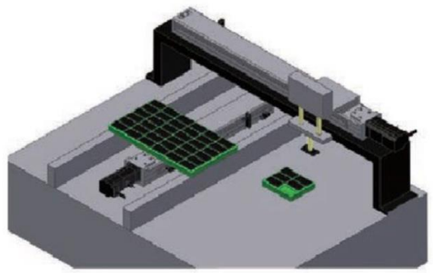

無塵螺桿系列
Clean Room Ball Screw Actuator
ASC Series
→P084

無塵皮帶系列
Clean Room Belt Actuator
ATC Series
→P106

# 內部結構圖–螺紋 Inner Structure–Ball Screw



## 多樣滑座特注 Various Carriga Options

雙滑座
(同動型)
Double Carriage
(Dual Drive Control)

雙滑座
(單動型)
Double Carriage
(Singe Control)

滑座加長
Extended Carriage

滑座反向同動
Alignment

## 馬達廠牌 Motor Brand

可搭配各廠牌的伺服馬達。
Customer specified servo motor.

| 馬達廠牌 Standard Suitable Motor brands | | | |
|---|---|---|---|
| 三菱 Mitsubishi | 國際 Panasonic | 安川 Yaskawa | 臺達 Delta |

◎其他馬達廠牌規格，請聯絡業務人員
◎Please consult with our sales personnel for other motor specifications.

## 馬達安裝位置 Motor Install Options

多方向馬達安裝位置可供選擇，讓機臺設計更有彈性。
Multiple motor installation positions provides the flexibility for machine design.



MS馬達外露
BC Motor
Exposed

ML馬達左折
BL Motor
On Left Side

MR馬達右折
BR Motor
On Right Side

MD馬達下折
BM Motor
On Lower Sideln

## 感應器位置 SensorLocation

SENSOR位置外挂型式的安裝方式
Optional external SENOR locations.



外掛SENSOR
External SENSOR

外掛SENSOR感應片
External SENSOR Trigger Device

## 高剛性本體/高剛性上蓋 High Rigidity Body And Cover

高剛性本體：
采用一體成型鋁擠型結構并
經元素分析，得到最好的剛
性與重量比之結構設計。
High rigidity mainframe and cover : One piece estruded aluminum structure for optimal rigidity and weight ratio.

上蓋
Top cover

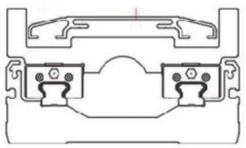

耐繞曲上蓋：
特殊抗繞曲設計，長行程使用時，上蓋不容易扭曲變型。
Torsion resist top lid :
Special torsion–resistant top lid design to prevent deformation during long stroke.

## 無塵室專用對應仕樣 Clean Room Type

CLASS10~1000

無塵室專用真空源接頭。
Vacuum connector for clean room use

## 螺杆導程 BallScrewLead

可依據不同的荷重、 速度， 選配適用螺杆規格與導程
Can customize screw specification and lead to match different payload and speed requirements.

| 螺杆導程 Screw Lead Pitch | |
|---|---|
| 2 | 2mm |
| 5 | 5mm |
| 10 | 10mm |
| 16 | 16mm |
| 20 | 20mm |
| 25 | 25mm |
| 32 | 32mm |
| 40 | 40mm |

# 內部結構圖-皮帶
Inner Structure Belt

## 多樣滑座特注 Various Carriage Options



雙滑座（同動型） Double Carriage (Dual Drive Control)

雙滑座（單動型） Double Carriage (Single Control)

滑座加長 Extended Carriage

滑座反向同動 Alignment

## 感應器位置 Sensor Location

外掛SENSOR External SENSOR

外掛SENSOR感應片 External SENSOR Trigger Device

## 馬達廠牌 Motor Brand

可搭配各廠牌的伺服馬達。 Customer specified servo motor.

| 馬達廠牌 Standard Suitable Motor brands | | | |
|---|---|---|---|
| 三菱 Mitsubishi | 國際 Panasonic | 安川 Yaskawa | 台達 Delta |

◎ 其他馬達廠牌規格，請聯絡業務人員。
◎ Please consult with our sales personnel for other motor specifications.

## 馬達安裝位置 Motor Install Options

多方向馬達安裝位置可供選擇，讓機台設計更有彈性。
Multiple motor installation positions provides the flexibility for machine design.

### 減速機構(標準型) Deceleration mechanism (standard type)

L馬達左折 L Motor Left

LU馬達左上折 LU Motor Upper Left

LD馬達左下折 LD Motor Lower Left

R馬達右折 R Motor Right

RU馬達右上折 RU Motor Upper Left

RD馬達右下折 RD Motor Lower Left

## 高剛性本體/高剛性上蓋 High Rigidity Body And Cover

高剛性本體：
採用一體成型鋁擠型結構並經元素分析，得到最好的剛性與重量比之結構設計。
High rigidith mainframe and cover : One piece extruded aluminum structure for optimal rigidity and weight ratio.

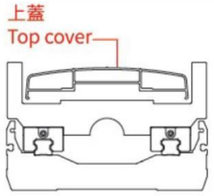


耐繞曲上蓋：
特殊抗繞曲設計，長行程使用時，上蓋不容易扭曲變形。
Torsion resist top cover :
Special torsion-resistant top cover design to prevent deformation during long stroke.

## 無塵室專用對應仕樣 Clean Room Type

CLASS10~1000

無塵室專用真空源接頭。
Vacuum connector for clean room use.

## 皮帶選擇 Belt Options

可依據使用場合來選擇適用的皮帶種類。
According to the different applications to select the most suitable belt.

PU皮帶 PU belt

橡膠皮帶 Rubber belt

比較表 Compraison table

| | PU皮帶 PU belt | 橡膠皮帶 Rubber belt |
|---|---|---|
| 規格 Specifications | AT5,內含鋼絲 AT5,With Steel Medh | 5GT,內含玻璃纖維 Rubber belt |
| 使用場合 Application | 無塵室使用 Clean Room | 一般環境使用 Normal Environment |
| 優點 Advantage | 發塵量少 Low Dust | 噪音小 Low Noise |
| 缺點 Drawback | 噪音大 Noisy | 發塵量多 Dusty |

# 低頓振直綫電機機械手 Inner Core-Linear Motor

**行程最長到5000mm**
Maximum stroke: 5000mm

**重復精度 ±0.002mm**
Repeatability: + 0.002mm

**多滑座(動子)選擇**
Various options of carriage

**高精度、高速度、長行程**
High accuracy, high speed, long stroke

## 高剛性本體/高剛性上蓋
High rigid body / high rigid upper cover

耐繞曲上蓋
High rigidity cover



特殊抗繞曲設計，長行程使用時，上蓋不容易扭曲變形
Special anti-flexing design.
When it is long stroke,the cover is not easy to distort.

動子：綫圈
Rotor：MovingCoil

定子：磁板
Stator：Magnet Track

## 特點
Features

- 超低頓振，可取代無鐵心式綫性馬達
  (Low cogging force able to replace iron-less liner motor.)。
- 正弦波繞綫，出力平順
  (Sine distributed winding for producing smooth thrust.)。
- 鎖付面爲高導熱鋁板，散熱佳、高推力
  (Build-in aluminum mounting plate for excellent heat dissipation.)。
- 全金屬包覆，無電磁幹擾
  (Fully covered by metal shielding to eliminate EMI problem.)。

## 高剛性本體/高剛性上蓋
High rigid body / high rigid upper cover

**靜音運轉：**
Quiet operation:

可有效降低運轉時噪音、提升運轉平順性、壽命與潤滑效率。具有更廣泛的產業應用性，更適用于高速、寧靜與低發塵需求的高科技產業。

Effectively reduce the operating noise and enhance the smoothness.durability and lubrication efficiency.
It is broader in different industrial application and more suitable for high speed,Quiet and low dust requirement high-tech industries.

## 特殊散熱機構、馬達散熱效率佳
High efficiency radiating module

**光學尺或磁性尺彈性搭配**
Optical linear scale or magnetic scale is optional.

- 考慮使用環境的需求，有光學尺與磁性尺的設計可選擇。依據磁性尺選擇，可達到分解能0.001mm的高精度。
  Due to the requirement of deifferent environments,optical linear scale or magnetic linear scale is optional.The highest resolution of magnetic linear scale can up to 0.001mm
- 超越滾珠螺杆的精度需求。
  Exceed the accuracy of ball screw.

重復定位精度 Repeatability ±0.002m | 解析度 Resolution ±0.001m

*光學尺可特注外置形式。*External mounted linear scale can be choosen.

磁柵/光柵尺

驅動器

| 廠牌 Brand | 馬達記號 Mark | 編碼器型號 Encoder Model | 分辨率 Resolving Power | 反應速度 Reaction rate | 出力信號 Output signal | 最大可使用長度 Maimum available length | IP 等級 IP level |
|---|---|---|---|---|---|---|---|
| Manganescale 曼德尺 | M | SL700/PL101-RACD8 | 1μm | 7m/s | A/B | 100,000m.m | 65 |
| | | SL700/PL101-RACF8 | 5μm | 36m/s | A/B | 30μm > 3,000m.m | |
| Renishaw 雷尼紹尺 | R | LM10IC001B8B10A00 | 1μm | 7m/s | A/B | 2900m.m | 65 |
| | | LM10IC005B8B10A00 | 5μm | 20m/s | A/B | 10,000m.m | |
| Renishaw 光柵尺 | R | RH100X30C05A | 1μm | 6m/s | A/B | 2900m.m | 40 |
| | | ATM470-150(X8) | 5μm | 20m/s | A/B | 10,000m.m | |

如需更高精度及速度請聯絡相關銷售人員 (可提供到分辨率0.1μm 速度8m/s)

搭配驅動器一覽表 Suitable Motor Brand

| 廠牌 Brand | 驅動器記號 Mark | 驅動器型號 Driver Model | 馬達容量 Watt | 電源電壓 (AC-Voltage) | 接線訊號 Connection signal |
|---|---|---|---|---|---|
| 東側 Servotrenix | M | CDHD-P1 | 400W | 單相230V 三相230V | TTL 1.W |
| 國下 Panasonic | P | A6L BTDH | 400W | 單相230V 三相230V | TTL IGBTPWM |
| 臺達 Delta | D | ASDA-A2R-L | 400W | 單相230V 三相230V | TTL (直接可與去轉換器) |

可配置三種市面常用之綫馬達驅動器

## 多樣化滑座特注
Carriage customize



雙滑座雙馬達型
Double carriage double motor drive



雙滑座單馬達型
Double carriage single motor drive



滑座加長單馬達型
Long carriage single motor drive

## 多種組合對應方式
Variety of combinations

可選配單軸多動力滑座及同步雙驅動軸。
Optional multi powered carriagees on one axis or Synchronized action on multi axis.

可配多個滑座。
Multiple sliding seats.

# 分類索引
Item Index



# 分類索引
Item Index

# 滑台系列

# AS Series

## 一般環境/螺桿式樣

## Standard/Ball Screw



## CONTENTS

### 一般環境 / 螺桿式樣 Standard/Ball Screw Type

# AS65–1P 單軸/Single axis

螺杆驅動
Ball Screw Drive



此圖僅供參考，出貨規格詳見尺寸圖面
The picture is just for the reference. Please check the the actual dimensions on the drawing.

| 最大行程 Maximum Stroke | 800mm | 最大速度 Maximum Speed | 1000mm/s | 馬達容量 Motor Output | 100w | 滾珠螺杆 Ball Screw | ø 12mm | 直綫滑軌 Linear Guide | 42x9.5–1支 |
|---|---|---|---|---|---|---|---|---|---|

## 型號表示方式 Ordering Method

**AS65–1P – L10 – 500 – MS – M10 – P3**

本體型號
Moedel

■螺杆導程
Ball Screw Lead

| | |
|---|---|
| 05 | 5mm |
| 10 | 10mm |

■行程
Stroke

| |
|---|
| 50–800mm |
| 50間隔 50mm Pitch |

■馬達位置
Motor Position

| | |
|---|---|
| MS | 馬達直聯 Motor Position |
| ML | 馬達左折 Motor Left Side |
| MR | 馬達右折 Motor Right Side |
| MD | 馬達下折 Motor Bottom Side |

■馬達廠牌
Motor Brand

| | | | |
|---|---|---|---|
| M | 三菱 Mitsubishi | 10 | 100w |
| P | 幣下 Matsushita | 20 | – |
| Y | 安川 Yaskawa | 40 | – |
| D | 臺達 Delta | 75 | – |

※若無煞車則不表示.※If No Brake,No Description

■限位傳感器數量
Photoelectric Sensor

| | |
|---|---|
| P1 | 1祇 1PCS |
| P2 | 2祇 2PCS |
| P3 | 3祇 3PCS |

※未標記：無No ※ Mark：No Sensor



螺杆驅動
Ball Screw Drive

## 基本仕様 Specification

| | | | | |
|---|---|---|---|---|
| 規格 Spec | 位置重復精度 Repeatability (mm) | | ±0.01 | |
| | 螺杆導程 Ball Screw Lead (mm) | | 5 | 10 |
| | 最高速度 Maximum Speed (mm/s) | | 250 | 500 |
| | 最大可搬重量 Maximum Payload | 水平使用 Horizontal (kg) | 30 | 15 |
| | | 垂直使用 Vertical (kg) | 10 | 5 |
| | 定格推力 Rated Thrust (N) | | 490 | 245 |
| | 標準行程 Stroke Pitch (mm) | | 50–800mm/50間隔 50 mm Pitch | |
| 部品 Parts | AC伺服馬達容量 Maximum Static Torque (N.m.) | | 100 | |
| | 滚珠螺杆外徑 Ball Screw Ø (mm) | | C7 ϕ 12 | |
| | 高剛性直綫滑軌 High Rigidity Linear Guide (mm) | | W42xH9.5 | |
| | 原點感應器 Home Sensor | 外挂 Outside | EE–SX672 ( NPN ) | |

※行程超過600時，會產生螺杆偏擺，此時請將速度調降.
※When the stroke is over 600mm,the run–out–of the ballscrew will occur We recommend to low down the working speed under this circumstances.

※馬達加減速設定0.2秒
Acceleration and deacceleration value is set 0.2 second.

## 感應器接線圖<原點及端點> Sensor Layout

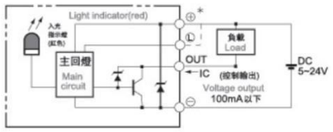


## 容許負載力距表 Allowable Overhang

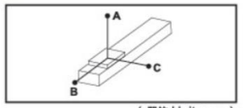


( 單位 Unit : mm)

| 水平安裝 Horizontal Installation | | A | B | C |
|---|---|---|---|---|
| 導程 5 Lead | 10kg | 500 | 43 | 107 |
| | 30kg | 125 | 10 | 24 |
| | – | – | – | – |
| 導程 10 Lead | 3kg | 790 | 145 | 310 |
| | 8kg | 280 | 49 | 107 |
| | 15kg | 135 | 23 | 50 |

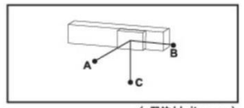


( 單位 Unit : mm)

| 壁挂安裝 Wall Installation | | A | B | C |
|---|---|---|---|---|
| 導程 5 Lead | 15kg | 63 | 25 | 304 |
| | 30kg | 22 | 9 | 119 |
| | – | – | – | – |
| 導程 10 Lead | 3kg | 304 | 140 | 776 |
| | 8kg | 104 | 48 | 273 |
| | 15kg | 48 | 22 | 131 |

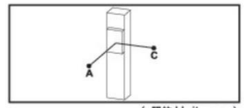


( 單位 Unit : mm)

| 垂直安裝 Vertical Installation | | A | C |
|---|---|---|---|
| 導程 5 Lead | 2kg | 250 | 250 |
| | 4kg | 125 | 125 |
| | 10kg | 50 | 50 |
| 導程 10 Lead | 1kg | 446 | 446 |
| | 2kg | 223 | 223 |
| | 5kg | 89 | 89 |

## 靜態容許負載慣量 Static Loading Moment

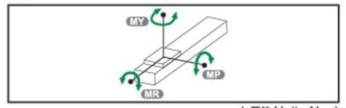


( 單位 Unit : N.m)

| | |
|---|---|
| MY | 70 |
| MP | 80 |
| MR | 75 |

※力矩表所表示的數據，代表重心。
The torque value in the chart indicate the center of gravity.
※符合型錄規範的正常使用下,保證壽命爲5000公裏.
Operation life is 5,000km when the product is using under the specified conditions.
※倒吊使用無法套用標準規範,如有需求請洽訊我司業務.
Data information is not for ceiling-mount inverse use. Contact us for the details if you want to apply ceiling-mount inverse usage.

## 搭配步進馬達一覽表 Options of Stepper Motors

| 廠牌 Brand | 馬達記號 Mark | 煞車有無 Brake | 馬達容量 Watt | 電源電壓 AC–Voltage | 伺服馬達型號 Motor Model | 驅動器型號 Driver Model |
|---|---|---|---|---|---|---|
| 三菱 Mitsubishi | M | 無煞車 ( 水平仕様 ) No Brake ( Horizontal Type ) | 100 | 220 | HG–KR13 | MR–J4–10A |
| | | 有煞車 ( 垂直仕様 ) With Brake ( Vertical Type ) | 100 | 220 | HG–KR13B | MR–J4–10A |
| 國際 Panasonic | P | 無煞車 ( 水平仕様 ) No Brake ( Horizontal Type ) | 100 | 220 | MSMD012G1U | MADHT1505 |
| | | 有煞車 ( 垂直仕様 ) With Brake ( Vertical Type ) | 100 | 220 | MSMD012G1V | MADHT1505 |
| 臺達 Delta | D | 無煞車 ( 水平仕様 ) No Brake ( Horizontal Type ) | 100 | 220 | ECMA–C20401ES | ASD–B20121–B |
| | | 有煞車 ( 垂直仕様 ) With Brake ( Vertical Type ) | 100 | 220 | ECMA–C20401FS | ASD–B20121–B |

一般/螺杆仕様 AS Series
一般/皮帶仕様 AT Series
無塵/螺杆仕様 ASC Series
無塵/皮帶仕様 ATC Series
DZ模組 DZ Module
影視皮帶 ET Series

# AS65-1P 單軸/Single axis

螺杆驅動
Ball Screw Drive



## MS 馬達直聯
Motor Position

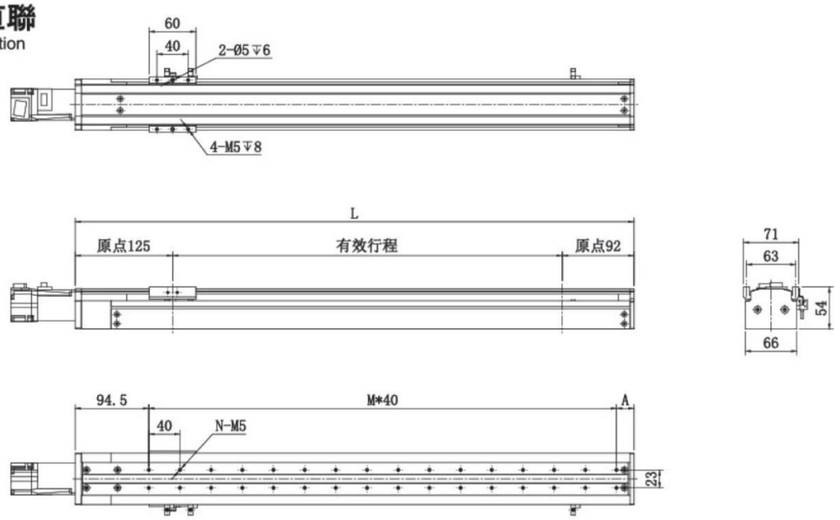


| 有效行程 Stroke | 100 | 150 | 200 | 250 | 300 | 350 | 400 | 450 | 500 | 550 | 600 | 650 | 700 | 750 | 800 |
|---|---|---|---|---|---|---|---|---|---|---|---|---|---|---|---|
| L | 317 | 367 | 417 | 467 | 517 | 567 | 617 | 667 | 717 | 767 | 817 | 867 | 917 | 967 | 1017 |
| A | 22.5 | 32.5 | 42.5 | 52.5 | 22.5 | 32.5 | 42.5 | 52.5 | 22.5 | 32.5 | 42.5 | 52.5 | 22.5 | 32.5 | 42.5 |
| M | 5 | 6 | 7 | 8 | 10 | 11 | 12 | 13 | 15 | 16 | 17 | 18 | 20 | 21 | 22 |
| N | 12 | 14 | 16 | 18 | 22 | 24 | 26 | 28 | 32 | 34 | 36 | 38 | 42 | 44 | 46 |
| KG | 2.7 | 2.8 | 3 | 3.2 | 3.4 | 3.6 | 3.7 | 3.9 | 4.1 | 4.3 | 4.4 | 4.6 | 4.8 | 5 | 5.1 |

## MD 馬達下折
Motor Bottom Side

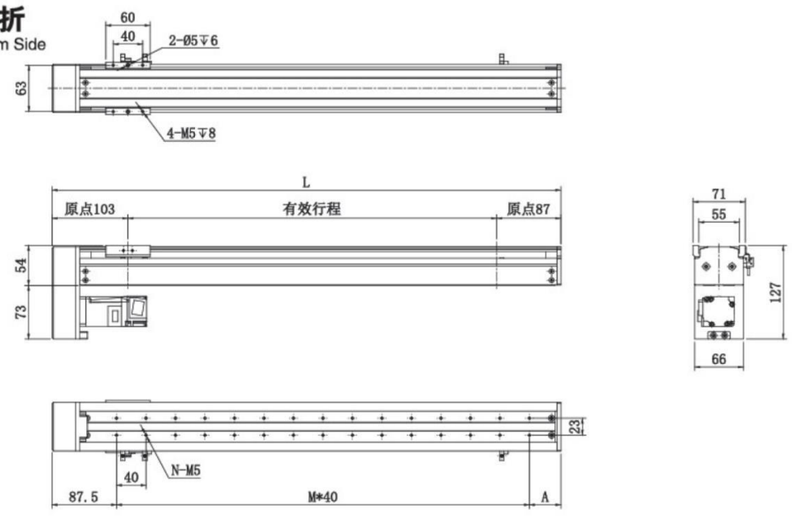


| 有效行程 Stroke | 100 | 150 | 200 | 250 | 300 | 350 | 400 | 450 | 500 | 550 | 600 | 650 | 700 | 750 | 800 |
|---|---|---|---|---|---|---|---|---|---|---|---|---|---|---|---|
| L | 290 | 340 | 390 | 440 | 490 | 540 | 590 | 640 | 690 | 740 | 790 | 840 | 890 | 940 | 990 |
| A | 42.5 | 52.5 | 22.5 | 32.5 | 42.5 | 52.5 | 22.5 | 32.5 | 42.5 | 52.5 | 22.5 | 32.5 | 42.5 | 52.5 | 22.5 |
| M | 4 | 5 | 7 | 8 | 9 | 10 | 12 | 13 | 14 | 15 | 17 | 18 | 19 | 20 | 22 |
| N | 10 | 12 | 16 | 18 | 20 | 22 | 26 | 28 | 30 | 32 | 36 | 38 | 40 | 42 | 46 |
| KG | 2.7 | 2.8 | 3 | 3.2 | 3.4 | 3.6 | 3.7 | 3.9 | 4.1 | 4.3 | 4.4 | 4.6 | 4.8 | 5 | 5.1 |



螺杆驅動
Ball Screw Drive

## ML 馬達左折
Motor Left Side

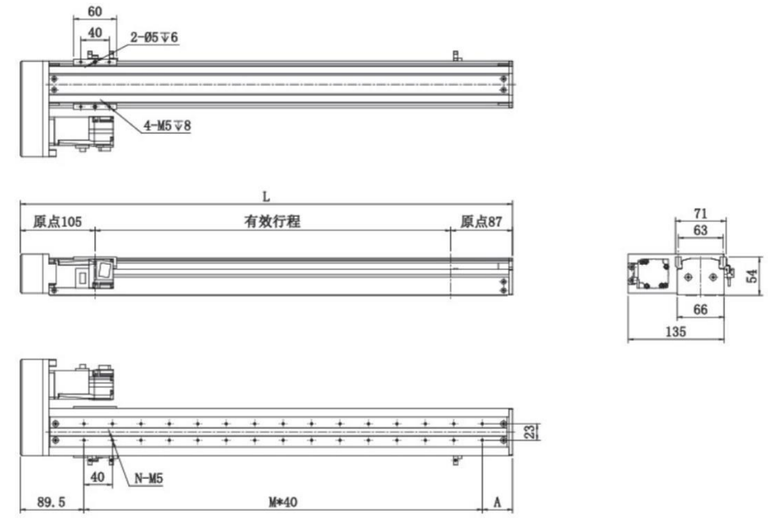


| 有效行程 Stroke | 100 | 150 | 200 | 250 | 300 | 350 | 400 | 450 | 500 | 550 | 600 | 650 | 700 | 750 | 800 |
|---|---|---|---|---|---|---|---|---|---|---|---|---|---|---|---|
| L | 292 | 342 | 392 | 442 | 492 | 542 | 592 | 642 | 692 | 742 | 792 | 842 | 892 | 942 | 992 |
| A | 42.5 | 52.5 | 22.5 | 32.5 | 42.5 | 52.5 | 22.5 | 32.5 | 42.5 | 52.5 | 22.5 | 32.5 | 42.5 | 52.5 | 22.5 |
| M | 4 | 5 | 7 | 8 | 9 | 10 | 12 | 13 | 14 | 15 | 17 | 18 | 19 | 20 | 22 |
| N | 10 | 12 | 16 | 18 | 20 | 22 | 26 | 28 | 30 | 32 | 36 | 38 | 40 | 42 | 46 |
| KG | 2.7 | 2.8 | 3 | 3.2 | 3.4 | 3.6 | 3.7 | 3.9 | 4.1 | 4.3 | 4.4 | 4.6 | 4.8 | 5 | 5.1 |

## MR 馬達右折
Motor Right Side

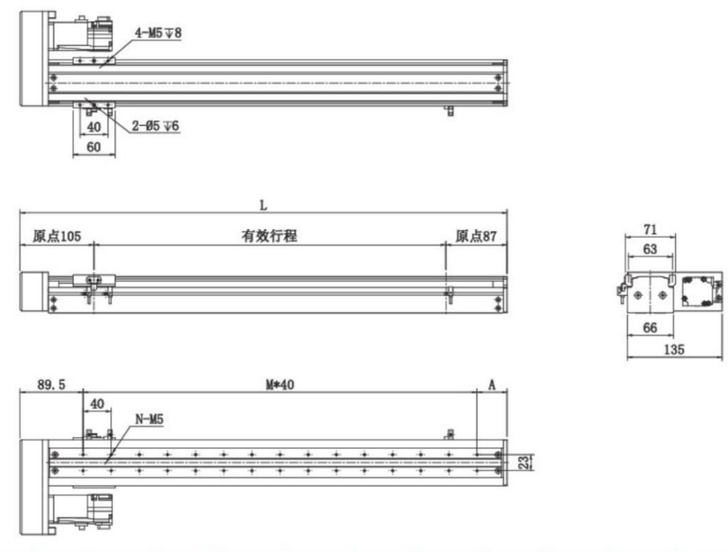


| 有效行程 Stroke | 100 | 150 | 200 | 250 | 300 | 350 | 400 | 450 | 500 | 550 | 600 | 650 | 700 | 750 | 800 |
|---|---|---|---|---|---|---|---|---|---|---|---|---|---|---|---|
| L | 292 | 342 | 392 | 442 | 492 | 542 | 592 | 642 | 692 | 742 | 792 | 842 | 892 | 942 | 992 |
| A | 42.5 | 52.5 | 22.5 | 32.5 | 42.5 | 52.5 | 22.5 | 32.5 | 42.5 | 52.5 | 22.5 | 32.5 | 42.5 | 52.5 | 22.5 |
| M | 4 | 5 | 7 | 8 | 9 | 10 | 12 | 13 | 14 | 15 | 17 | 18 | 19 | 20 | 22 |
| N | 10 | 12 | 16 | 18 | 20 | 22 | 26 | 28 | 30 | 32 | 36 | 38 | 40 | 42 | 46 |
| KG | 2.7 | 2.8 | 3 | 3.2 | 3.4 | 3.6 | 3.7 | 3.9 | 4.1 | 4.3 | 4.4 | 4.6 | 4.8 | 5 | 5.1 |

一般/螺杆仕様 AS Series
一般/皮帶仕様 AT Series
無塵/螺杆仕様 ASC Series
無塵/皮帶仕様 ATC Series
DZ模組 DZ Module
歌視皮帶 ET Series

# AS86–1P 單軸/Single axis

螺杆驅動
Ball Screw Drive



此圖僅供參考，出貨規格詳見尺寸圖面
The picture is just for the reference. Please check the the actual dimensions on the drawing.

| 最大行程 Maximum Stroke | 最大速度 Maximum Speed | 馬達容量 Motor Output | 滾珠螺杆 Ball Screw | 直綫滑軌 Linear Guide |
|---|---|---|---|---|
| 1050mm | 1000mm/s | 200w | ø 16mm | 15x12.5–1支 |

## 型號表示方式 Ordering Method

**AS86–1P – L10 – 500 – MS – M20 – P3**

本體型號
Moedel

■螺杆導程
Ball Screw Lead

| | |
|---|---|
| 05 | 05mm |
| 10 | 10mm |
| 20 | 20mm |

■行程
Stroke

50–1050mm
50間隔 50mm Pitch

■馬達位置
Motor Position

| | |
|---|---|
| MS | 馬達直聯 Motor Position |
| ML | 馬達左折 Motor Left Side |
| MR | 馬達右折 Motor Right Side |
| MD | 馬達下折 Motor Bottom Side |

■馬達廠牌
Motor Brand

| | | | |
|---|---|---|---|
| M | 三菱 Mitsubishi | 10 | – |
| P | 鬆下 Matsushita | 20 | 200w |
| Y | 安川 Yaskawa | 40 | – |
| D | 臺達 Delta | 75 | – |

※若無煞車則不表示.※If No Brake,No Description

■限位傳感器數量
Photoelectric Sensor

| | |
|---|---|
| P1 | 1祇 1PCS |
| P2 | 2祇 2PCS |
| P3 | 3祇 3PCS |

※未標記：無No ※ Mark：No Sensor



螺杆驅動
Ball Screw Drive

## 基本仕様 Specification

| | | | | | |
|---|---|---|---|---|---|
| 規格 Spec | 位置重復精度 Repeatability (mm) | | ±0.01 | | |
| | 螺杆導程 Ball Screw Lead (mm) | | 5 | 10 | 20 |
| | 最高速度 Maximum Speed (mm/s) | | 250 | 500 | 1000 |
| | 最大可搬重量 Maximum Payload | 水平使用 Horizontal (kg) | 45 | 27 | 16 |
| | | 垂直使用 Vertical (kg) | 11 | 7 | 3 |
| | 定格推力 Rated Thrust (N) | | 674 | 328 | 162 |
| | 標準行程 Stroke Pitch (mm) | | 50–800mm/50間隔 50 mm Pitch | | |
| 部品 Parts | AC伺服馬達容量 Maximum Static Torque (N.m.) | | 200 | | |
| | 滚珠螺杆外徑 Ball Screw Ø (mm) | | C7 ϕ 16 | | |
| | 高剛性直綫滑軌 High Rigidity Linear Guide (mm) | | W15xH12.5 | | |
| | 原點感應器 Home Sensor | 外挂 Outside | EE–SX672 ( NPN ) | | |

※行程超過600時，會產生螺杆偏擺，此時請將速度調降.
※When the stroke is over 600mm,the run–out–of the ballscrew will occur We recommend to low down the working speed under this circumstances.

※馬達加減速設定0.2秒
Acceleration and deacceleration value is set 0.2 second.

## 感應器接線圖<原點及端點> Sensor Layout

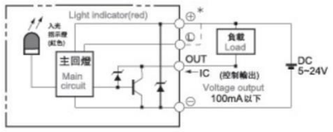


## 容許負載力距表 Allowable Overhang

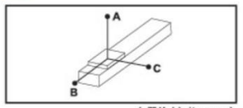


( 單位 Unit : mm)

| 水平安裝 Horizontal Installation | | A | B | C |
|---|---|---|---|---|
| 導程 5 Lead | 30kg | 547 | 42 | 42 |
| | 40kg | 391 | 29 | 29 |
| | 50kg | 298 | 22 | 21 |
| 導程 10 Lead | 15kg | 521 | 84 | 80 |
| | 25kg | 298 | 47 | 44 |
| | 30kg | 242 | 37 | 35 |
| 導程 20 Lead | 5kg | 675 | 224 | 193 |
| | 10kg | 330 | 107 | 93 |
| | 18kg | 175 | 55 | 48 |

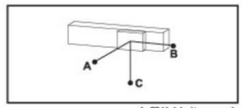


( 單位 Unit : mm)

| 壁挂安裝 Wall Installation | | A | B | C |
|---|---|---|---|---|
| 導程 5 Lead | 25kg | 52 | 53 | 670 |
| | 35kg | 35 | 35 | 455 |
| | 50kg | 21 | 22 | 298 |
| 導程 10 Lead | 10kg | 124 | 131 | 770 |
| | 20kg | 58 | 61 | 382 |
| | 30kg | 35 | 37 | 242 |
| 導程 20 Lead | 6kg | 160 | 185 | 562 |
| | 12kg | 76 | 88 | 272 |
| | 18kg | 48 | 55 | 175 |

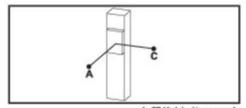


( 單位 Unit : mm)

| 垂直安裝 Vertical Installation | | A | C |
|---|---|---|---|
| 導程 5 Lead | 5kg | 310 | 310 |
| | 8kg | 192 | 192 |
| | 12kg | 129 | 129 |
| 導程 10 Lead | 4kg | 344 | 344 |
| | 8kg | 172 | 172 |
| | – | – | – |
| 導程 20 Lead | 2kg | 546 | 546 |
| | 3kg | 364 | 364 |
| | – | – | – |

## 靜態容許負載慣量 Static Loading Moment

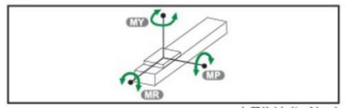


( 單位 Unit : N.m)

| | |
|---|---|
| MY | 110 |
| MP | 110 |
| MR | 120 |

※力矩表所表示的數據，代表重心。
The torque value in the chart indicate the center of gravity.
※符合型錄規範的正常使用下,保證壽命爲10000公裏.
Operation life is 10,000 km when the product is using under the specified conditions.
※倒吊使用無法套用標準規範,如有需求請洽訊我司業務.
Data information is not for ceiling-mount inverse use. Contact us for the details if you want to apply ceiling-mount inverse usage.

## 搭配步進馬達一覽表 Options of Stepper Motors

| 廠牌 Brand | 馬達記號 Mark | 煞車有無 Brake | 馬達容量 Watt | 電源電壓 AC–Voltage | 伺服馬達型號 Motor Model | 驅動器型號 Driver Model |
|---|---|---|---|---|---|---|
| 三菱 Mitsubishi | M | 無煞車 ( 水平仕様 ) No Brake ( Horizontal Type ) | 200 | 220 | HG–KR23 | MR–J4–20A |
| | | 有煞車 ( 垂直仕様 ) With Brake ( Vertical Type ) | 200 | 220 | HG–KR23B | MR–J4–20A |
| 國際 Panasonic | P | 無煞車 ( 水平仕様 ) No Brake ( Horizontal Type ) | 200 | 220 | MHMD022P1S | MADDT1207 |
| | | 有煞車 ( 垂直仕様 ) With Brake ( Vertical Type ) | 200 | 220 | MHMD022P1T | MADDT1207 |
| 臺達 Delta | D | 無煞車 ( 水平仕様 ) No Brake ( Horizontal Type ) | 200 | 220 | ECMA–C20602ES | ASD–B20221–B |
| | | 有煞車 ( 垂直仕様 ) With Brake ( Vertical Type ) | 200 | 220 | ECMA–C20602FS | ASD–B20221–B |

一般/螺杆仕様 AS Series
一般/皮帶仕様 AT Series
無塵/螺杆仕様 ASC Series
無塵/皮帶仕様 ATC Series
DZ模組 DZ Module
歐規皮帶 ET Series

# AS86-1P 單軸/Single axis

螺杆驅動 Ball Screw Drive

## MS 馬達直聯 Motor Position




| 有效行程 Stroke | 100 | 150 | 200 | 250 | 300 | 350 | 400 | 450 | 500 | 550 | 600 | 650 | 700 | 750 | 800 | 850 | 900 | 950 | 1000 | 1050 |
|---|---|---|---|---|---|---|---|---|---|---|---|---|---|---|---|---|---|---|---|---|
| L | 348 | 398 | 448 | 498 | 548 | 598 | 648 | 698 | 748 | 798 | 848 | 898 | 948 | 998 | 1048 | 1098 | 1148 | 1198 | 1248 | 1298 |
| A | 100 | 50 | 100 | 50 | 100 | 50 | 100 | 50 | 100 | 50 | 100 | 50 | 100 | 50 | 100 | 50 | 100 | 50 | 100 | 50 |
| M | 1 | 2 | 2 | 3 | 3 | 4 | 4 | 5 | 5 | 6 | 6 | 7 | 7 | 8 | 8 | 9 | 9 | 10 | 10 | 11 |
| N | 6 | 8 | 8 | 10 | 10 | 12 | 12 | 14 | 14 | 16 | 16 | 18 | 18 | 20 | 20 | 22 | 22 | 24 | 24 | 26 |
| KG | 5.7 | 6.1 | 6.6 | 7.1 | 7.6 | 8.1 | 8.5 | 9.1 | 9.5 | 10.1 | 10.5 | 11 | 11.5 | 12 | 12.5 | 13 | 13.5 | 14 | 14.4 | 15 |

## MD 馬達下折 Motor Bottom Side

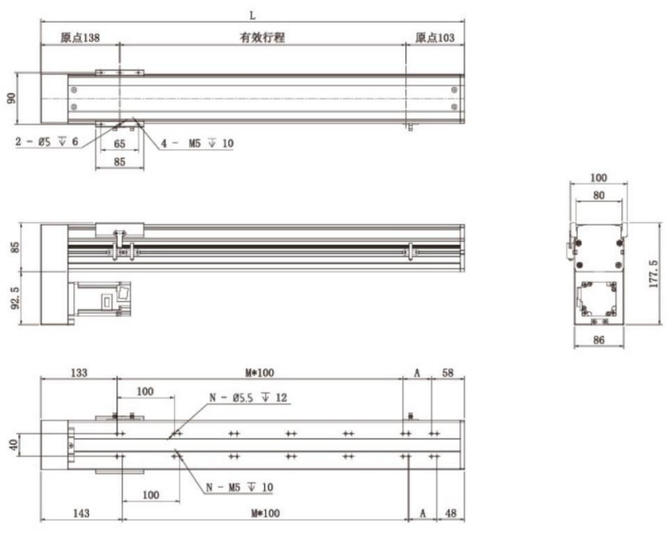


| 有效行程 Stroke | 100 | 150 | 200 | 250 | 300 | 350 | 400 | 450 | 500 | 550 | 600 | 650 | 700 | 750 | 800 | 850 | 900 | 950 | 1000 | 1050 |
|---|---|---|---|---|---|---|---|---|---|---|---|---|---|---|---|---|---|---|---|---|
| L | 341 | 391 | 441 | 491 | 541 | 591 | 641 | 691 | 741 | 791 | 841 | 891 | 941 | 991 | 1041 | 1091 | 1141 | 1191 | 1241 | 1291 |
| A | 50 | 100 | 50 | 100 | 50 | 100 | 50 | 100 | 50 | 100 | 50 | 10 | 50 | 100 | 50 | 100 | 50 | 100 | 50 | 100 |
| M | 1 | 1 | 2 | 2 | 3 | 3 | 4 | 4 | 5 | 5 | 6 | 6 | 7 | 7 | 8 | 8 | 9 | 9 | 10 | 10 |
| N | 6 | 8 | 8 | 10 | 10 | 12 | 12 | 14 | 14 | 16 | 16 | 16 | 18 | 18 | 20 | 20 | 22 | 22 | 24 | 24 |
| KG | 5.7 | 6.1 | 6.6 | 7.1 | 7.6 | 8.1 | 8.5 | 9.1 | 9.5 | 10.1 | 10.5 | 11 | 11.5 | 12 | 12.5 | 13 | 13.5 | 14 | 14.4 | 15 |





## ML 馬達左折 Motor Left Side

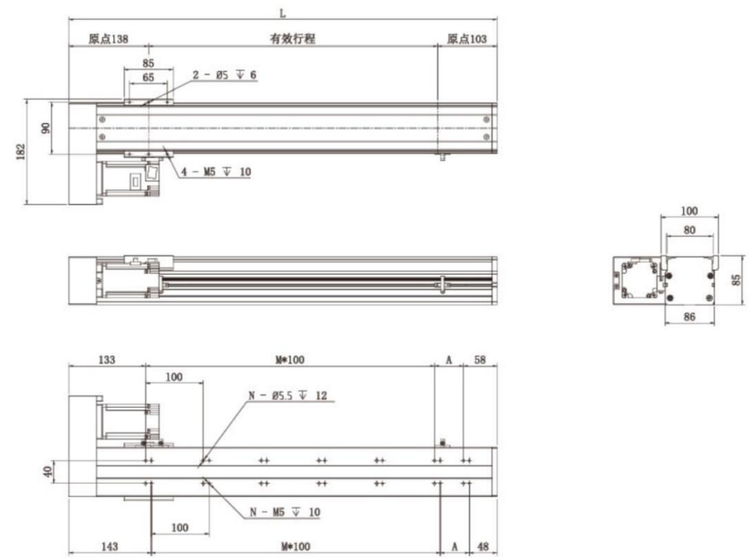


| 有效行程 Stroke | 100 | 150 | 200 | 250 | 300 | 350 | 400 | 450 | 500 | 550 | 600 | 650 | 700 | 750 | 800 | 850 | 900 | 950 | 1000 | 1050 |
|---|---|---|---|---|---|---|---|---|---|---|---|---|---|---|---|---|---|---|---|---|
| L | 341 | 391 | 441 | 491 | 541 | 591 | 641 | 691 | 741 | 791 | 841 | 891 | 941 | 991 | 1041 | 1091 | 1141 | 1191 | 1241 | 1291 |
| A | 50 | 100 | 50 | 100 | 50 | 100 | 50 | 100 | 50 | 100 | 50 | 100 | 50 | 100 | 50 | 100 | 50 | 100 | 50 | 100 |
| M | 1 | 1 | 2 | 2 | 3 | 3 | 4 | 4 | 5 | 5 | 6 | 6 | 7 | 7 | 8 | 8 | 9 | 9 | 10 | 10 |
| N | 6 | 6 | 8 | 8 | 10 | 10 | 12 | 12 | 14 | 14 | 16 | 16 | 18 | 18 | 20 | 20 | 22 | 22 | 24 | 24 |
| KG | 5.7 | 6.1 | 6.6 | 7.1 | 7.6 | 8.1 | 8.5 | 9.1 | 9.5 | 10.1 | 10.5 | 11 | 11.5 | 12 | 12.5 | 13 | 13.5 | 14 | 14.4 | 15 |

## MR 馬達右折 Motor Right Side

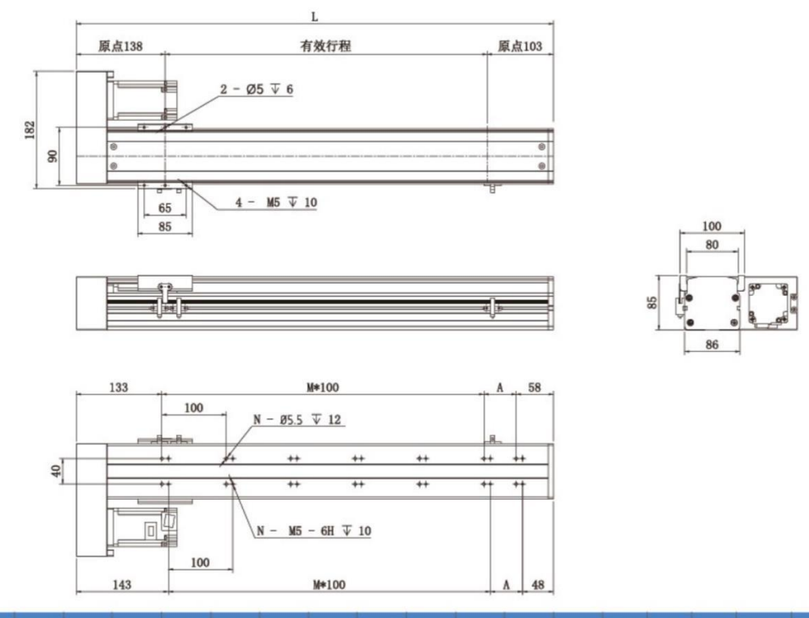


| 有效行程 Stroke | 100 | 150 | 200 | 250 | 300 | 350 | 400 | 450 | 500 | 550 | 600 | 650 | 700 | 750 | 800 | 850 | 900 | 950 | 1000 | 1050 |
|---|---|---|---|---|---|---|---|---|---|---|---|---|---|---|---|---|---|---|---|---|
| L | 341 | 391 | 441 | 491 | 541 | 591 | 641 | 691 | 741 | 791 | 841 | 891 | 941 | 991 | 1041 | 1091 | 1141 | 1191 | 1241 | 1291 |
| A | 50 | 100 | 50 | 100 | 50 | 100 | 50 | 100 | 50 | 100 | 50 | 100 | 50 | 100 | 50 | 100 | 50 | 100 | 50 | 100 |
| M | 1 | 1 | 2 | 2 | 3 | 3 | 4 | 4 | 5 | 5 | 6 | 6 | 7 | 7 | 8 | 8 | 9 | 9 | 10 | 10 |
| N | 6 | 6 | 8 | 8 | 10 | 10 | 12 | 12 | 14 | 14 | 16 | 16 | 18 | 18 | 20 | 20 | 22 | 22 | 24 | 24 |
| KG | 5.7 | 6.1 | 6.6 | 7.1 | 7.6 | 8.1 | 8.5 | 9.1 | 9.5 | 10.1 | 10.5 | 11 | 11.5 | 12 | 12.5 | 13 | 13.5 | 14 | 14.4 | 15 |

# AS100–1P 單軸/Single axis

螺杆驅動
Ball Screw Drive



此圖僅供參考，出貨規格詳見尺寸圖面
The picture is just for the reference. Please check the the actual dimensions on the drawing.

| 最大行程 Maximum Stroke | 最大速度 Maximum Speed | 馬達容量 Motor Output | 滾珠螺杆 Ball Screw | 直綫滑軌 Linear Guide |
|---|---|---|---|---|
| 1050mm | 1000mm/s | 200w | ø 16mm | 20x18–1支 |

## 型號表示方式 Ordering Method

**AS100–1P – L10 – 500 – MS – M20 – P3**

本體型號
Moedel

■螺杆導程
Ball Screw Lead

| | |
|---|---|
| 05 | 05mm |
| 10 | 10mm |
| 20 | 20mm |

■行程
Stroke

| |
|---|
| 50–1050mm |
| 50間隔 50mm Pitch |

■馬達位置
Motor Position

| | |
|---|---|
| MS | 馬達直聯 Motor Position |
| ML | 馬達左折 Motor Left Side |
| MR | 馬達右折 Motor Right Side |
| MD | 馬達下折 Motor Bottom Side |

■馬達廠牌
Motor Brand

| | | | |
|---|---|---|---|
| M | 三菱 Mitsubishi | 10 | – |
| P | 鬆下 Matsushita | 20 | 200w |
| Y | 安川 Yaskawa | 40 | – |
| D | 臺達 Delta | 75 | – |

※若無煞車則不表示.※If No Brake,No Description

■限位傳感器數量
Photoelectric Sensor

| | |
|---|---|
| P1 | 1祇 1PCS |
| P2 | 2祇 2PCS |
| P3 | 3祇 3PCS |

※未標記：無No ※ Mark：No Sensor





## 基本仕樣 Specification

| | | | | | |
|---|---|---|---|---|---|
| 規格 Spec | 位置重復精度 Repeatability (mm) | | ±0.01 | | |
| | 螺杆導程 Ball Screw Lead (mm) | | 5 | 10 | 20 |
| | 最高速度 Maximum Speed (mm/s) | | 250 | 500 | 1000 |
| | 最大可搬重量 Maximum Payload | 水平使用 Horizontal (kg) | 50 | 30 | 18 |
| | | 垂直使用 Vertical (kg) | 12 | 8 | 3 |
| | 定格推力 Rated Thrust (N) | | 683 | 341 | 174 |
| | 標準行程 Stroke Pitch (mm) | | 50–800mm/50間隔 50 mm Pitch | | |
| 部品 Parts | AC伺服馬達容量 Maximum Static Torque (N.m.) | | 200 | | |
| | 滾珠螺杆外徑 Ball Screw Ø (mm) | | C7 ϕ 16 | | |
| | 高剛性直綫滑軌 High Rigidity Linear Guide (mm) | | W20xH18 | | |
| | 原點感應器 Home Sensor | 外挂 Outside | EE–SX672 ( NPN ) | | |

※行程超過600時，會產生螺杆偏擺，此時請將速度調降.
※When the stroke is over 600mm,the run–out–of the ballscrew will occur We recommend to low down the working speed under this circumstances.

※馬達加減速設定0.2秒
Acceleration and deacceleration value is set 0.2 second.

## 感應器接線圖<原點及端點> Sensor Layout

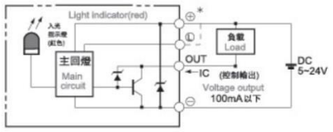


## 容許負載力距表 Allowable Overhang

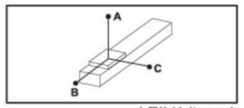


( 單位 Unit : mm)

| 水平安裝 Horizontal Installation | | A | B | C |
|---|---|---|---|---|
| 導程 5 Lead | 30kg | 547 | 42 | 42 |
| | 40kg | 391 | 29 | 29 |
| | 50kg | 298 | 22 | 21 |
| 導程 10 Lead | 15kg | 521 | 84 | 80 |
| | 25kg | 298 | 47 | 44 |
| | 30kg | 242 | 37 | 35 |
| 導程 20 Lead | 5kg | 675 | 224 | 193 |
| | 10kg | 330 | 107 | 93 |
| | 18kg | 175 | 55 | 48 |

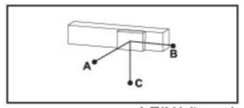


( 單位 Unit : mm)

| 壁挂安裝 Wall Installation | | A | B | C |
|---|---|---|---|---|
| 導程 5 Lead | 25kg | 52 | 53 | 670 |
| | 35kg | 35 | 35 | 455 |
| | 50kg | 21 | 22 | 298 |
| 導程 10 Lead | 10kg | 124 | 131 | 770 |
| | 20kg | 58 | 61 | 382 |
| | 30kg | 35 | 37 | 242 |
| 導程 20 Lead | 6kg | 160 | 185 | 562 |
| | 12kg | 76 | 88 | 272 |
| | 18kg | 48 | 55 | 175 |

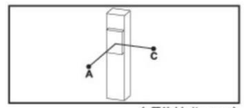


( 單位 Unit : mm)

| 垂直安裝 Vertical Installation | | A | C |
|---|---|---|---|
| 導程 5 Lead | 5kg | 310 | 310 |
| | 8kg | 192 | 192 |
| | 12kg | 129 | 129 |
| 導程 10 Lead | 4kg | 344 | 344 |
| | 8kg | 172 | 172 |
| | – | – | – |
| 導程 20 Lead | 2kg | 546 | 546 |
| | 3kg | 364 | 364 |
| | – | – | – |

## 靜態容許負載慣量 Static Loading Moment

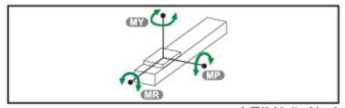


( 單位 Unit : N.m)

| | |
|---|---|
| MY | 110 |
| MP | 110 |
| MR | 120 |

※力矩表所表示的數據，代表重心。
The torque value in the chart indicate the center of gravity.
※符合型錄規範的正常使用下,保證壽命爲10000公裏.
Operation life is 10,000 km when the product is using under the specified conditions.
※側吊使用無法套用標準規範,如有需求請洽訊我司業務.
Data information is not for ceiling-mount inverse use. Contact us for the details if you want to apply ceiling-mount inverse usage.

## 搭配步進馬達一覽表 Options of Stepper Motors

| 廠牌 Brand | 馬達記號 Mark | 煞車有無 Brake | 馬達容量 Watt | 電源電壓 AC–Voltage | 伺服馬達型號 Motor Model | 驅動器型號 Driver Model |
|---|---|---|---|---|---|---|
| 三菱 Mitsubishi | M | 無煞車 ( 水平仕樣 ) No Brake ( Horizontal Type ) | 200 | 220 | HG–KR23 | MR–J4–20A |
| | | 有煞車 ( 垂直仕樣 ) With Brake ( Vertical Type ) | 200 | 220 | HG–KR23B | MR–J4–20A |
| 國際 Panasonic | P | 無煞車 ( 水平仕樣 ) No Brake ( Horizontal Type ) | 200 | 220 | MHMD022P1S | MADDT1207 |
| | | 有煞車 ( 垂直仕樣 ) With Brake ( Vertical Type ) | 200 | 220 | MHMD022P1T | MADDT1207 |
| 臺達 Delta | D | 無煞車 ( 水平仕樣 ) No Brake ( Horizontal Type ) | 200 | 220 | ECMA–C20602ES | ASD–B20221–B |
| | | 有煞車 ( 垂直仕樣 ) With Brake ( Vertical Type ) | 200 | 220 | ECMA–C20602FS | ASD–B20221–B |

# AS100–1P 單軸/Single axis

螺杆驅動
Ball Screw Drive



## MS 馬達直聯
Motor Position

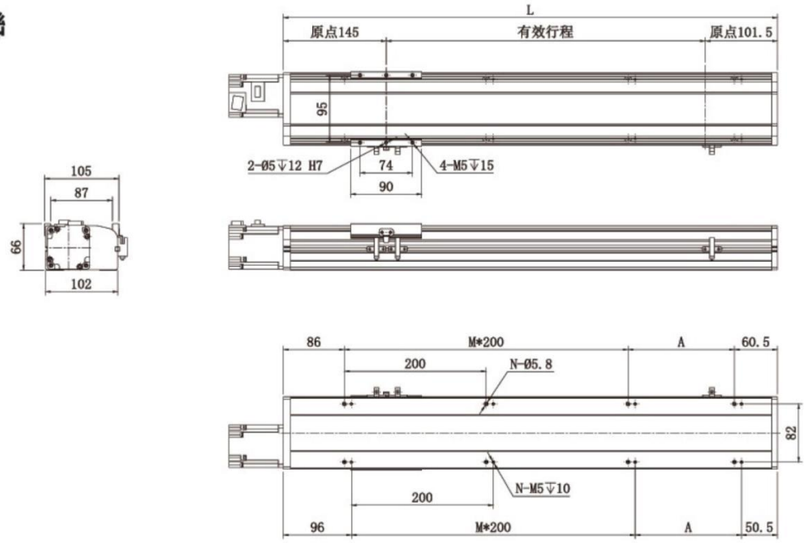


| 有效行程 Stroke | 50 | 100 | 150 | 200 | 250 | 300 | 350 | 400 | 450 | 500 | 550 | 600 | 650 | 700 | 750 | 800 | 850 | 900 | 950 | 1000 | 1050 |
|---|---|---|---|---|---|---|---|---|---|---|---|---|---|---|---|---|---|---|---|---|---|
| L | 296.5 | 346.5 | 396.5 | 446.5 | 496.5 | 546.5 | 596.5 | 646.5 | 696.5 | 746.5 | 796.5 | 846.5 | 896.5 | 946.5 | 996.5 | 1046.5 | 1096.5 | 1146.5 | 1196.5 | 1246.5 | 1296.5 |
| A | 150 | 200 | 50 | 100 | 150 | 200 | 50 | 100 | 150 | 200 | 50 | 100 | 150 | 200 | 50 | 100 | 150 | 200 | 50 | 100 | 150 |
| M | 0 | 0 | 1 | 1 | 1 | 1 | 2 | 2 | 2 | 2 | 3 | 3 | 3 | 3 | 4 | 4 | 4 | 4 | 5 | 5 | 5 |
| N | 4 | 4 | 6 | 6 | 6 | 6 | 8 | 8 | 8 | 8 | 10 | 10 | 10 | 10 | 12 | 12 | 12 | 12 | 14 | 14 | 14 |
| KG | 4.94 | 5.32 | 5.7 | 6.08 | 6.46 | 6.84 | 7.22 | 7.6 | 7.98 | 8.36 | 8.74 | 9.12 | 9.5 | 9.88 | 10.26 | 10.64 | 11.02 | 11.4 | 11.78 | 12.16 | 12.54 |

## MD 馬達下折
Motor Bottom Side

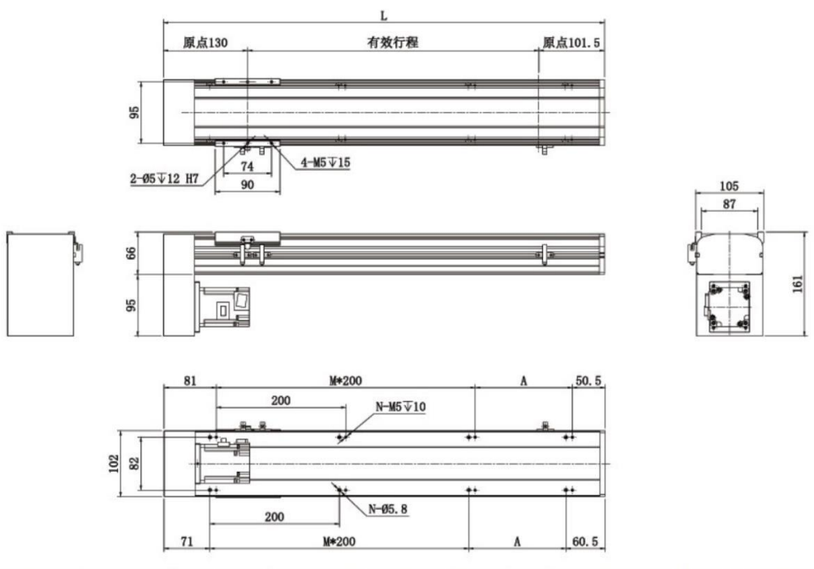


| 有效行程 Stroke | 50 | 100 | 150 | 200 | 250 | 300 | 350 | 400 | 450 | 500 | 550 | 600 | 650 | 700 | 750 | 800 | 850 | 900 | 950 | 1000 | 1050 |
|---|---|---|---|---|---|---|---|---|---|---|---|---|---|---|---|---|---|---|---|---|---|
| L | 281.5 | 331.5 | 381.5 | 431.5 | 481.5 | 531.5 | 581.5 | 631.5 | 681.5 | 731.5 | 781.5 | 831.5 | 881.5 | 931.5 | 981.5 | 1031.5 | 1081.5 | 1131.5 | 1181.5 | 1231.5 | 1281.5 |
| A | 150 | 200 | 50 | 100 | 150 | 200 | 50 | 100 | 150 | 200 | 50 | 100 | 150 | 200 | 50 | 100 | 150 | 200 | 50 | 100 | 150 |
| M | 0 | 0 | 1 | 1 | 1 | 1 | 2 | 2 | 2 | 2 | 3 | 3 | 3 | 3 | 4 | 4 | 4 | 4 | 5 | 5 | 5 |
| N | 4 | 4 | 6 | 6 | 6 | 6 | 8 | 8 | 8 | 8 | 10 | 10 | 10 | 10 | 12 | 12 | 12 | 12 | 14 | 14 | 14 |
| KG | 5.11 | 5.52 | 5.93 | 6.32 | 6.71 | 7.1 | 7.49 | 7.88 | 8.27 | 8.66 | 9.05 | 9.44 | 9.83 | 10.22 | 10.61 | 11 | 11.39 | 11.78 | 12.17 | 12.56 | 12.95 |



螺杆驅動
Ball Screw Drive

## ML 馬達左折
Motor Left Side

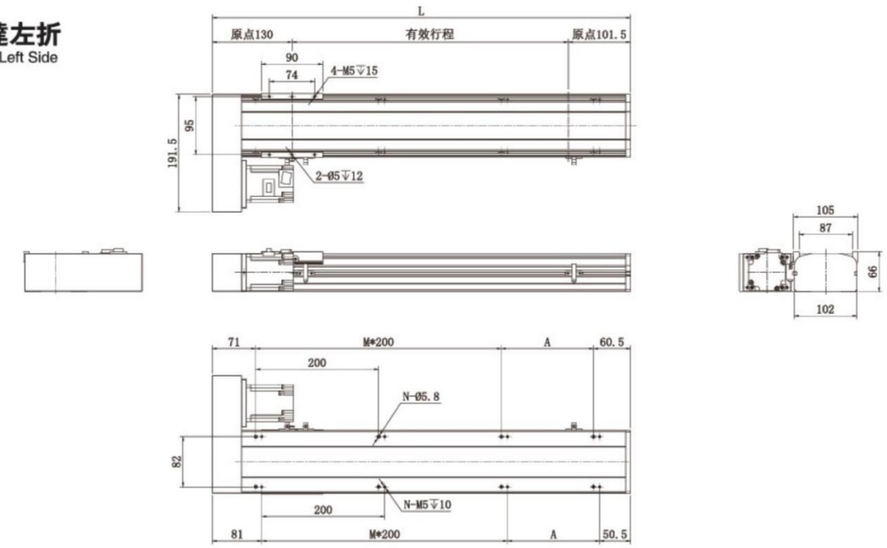


| 有效行程 Stroke | 50 | 100 | 150 | 200 | 250 | 300 | 350 | 400 | 450 | 500 | 550 | 600 | 650 | 700 | 750 | 800 | 850 | 900 | 950 | 1000 | 1050 |
|---|---|---|---|---|---|---|---|---|---|---|---|---|---|---|---|---|---|---|---|---|---|
| L | 281.5 | 331.5 | 381.5 | 431.5 | 481.5 | 531.5 | 581.5 | 631.5 | 681.5 | 731.5 | 781.5 | 831.5 | 881.5 | 931.5 | 981.5 | 1031.5 | 1081.5 | 1131.5 | 1181.5 | 1231.5 | 1281.5 |
| A | 150 | 200 | 50 | 100 | 150 | 200 | 50 | 100 | 150 | 200 | 50 | 100 | 150 | 200 | 50 | 100 | 150 | 200 | 50 | 100 | 150 |
| M | 0 | 0 | 1 | 1 | 1 | 1 | 2 | 2 | 2 | 2 | 3 | 3 | 3 | 3 | 4 | 4 | 4 | 4 | 5 | 5 | 5 |
| N | 4 | 4 | 6 | 6 | 6 | 6 | 8 | 8 | 8 | 8 | 10 | 10 | 10 | 10 | 12 | 12 | 12 | 12 | 14 | 14 | 14 |
| KG | 5.11 | 5.52 | 5.93 | 6.32 | 6.71 | 7.1 | 7.49 | 7.88 | 8.27 | 8.66 | 9.05 | 9.44 | 9.83 | 10.22 | 10.61 | 11 | 11.39 | 11.78 | 12.17 | 12.56 | 12.95 |

## MR 馬達右折
Motor Right Side

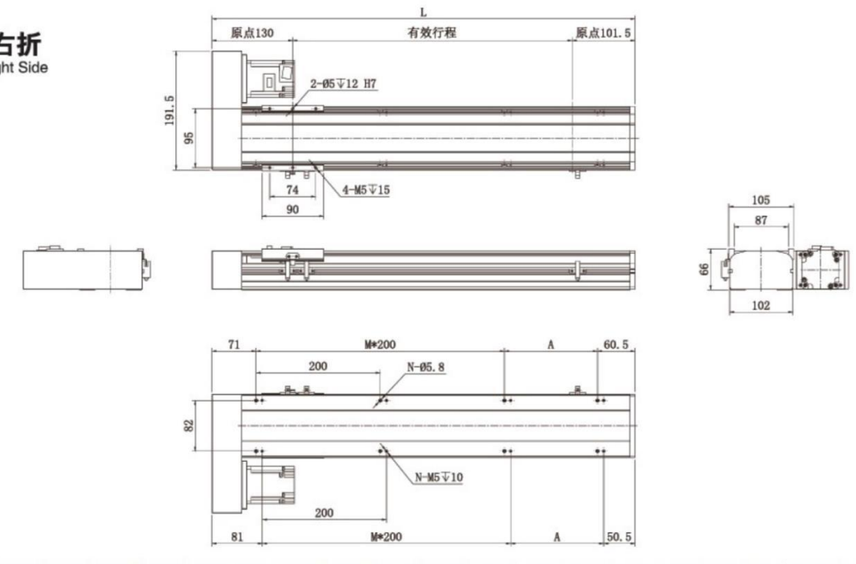


| 有效行程 Stroke | 50 | 100 | 150 | 200 | 250 | 300 | 350 | 400 | 450 | 500 | 550 | 600 | 650 | 700 | 750 | 800 | 850 | 900 | 950 | 1000 | 1050 |
|---|---|---|---|---|---|---|---|---|---|---|---|---|---|---|---|---|---|---|---|---|---|
| L | 281.5 | 331.5 | 381.5 | 431.5 | 481.5 | 531.5 | 581.5 | 631.5 | 681.5 | 731.5 | 781.5 | 831.5 | 881.5 | 931.5 | 981.5 | 1031.5 | 1081.5 | 1131.5 | 1181.5 | 1231.5 | 1281.5 |
| A | 150 | 200 | 50 | 100 | 150 | 200 | 50 | 100 | 150 | 200 | 50 | 100 | 150 | 200 | 50 | 100 | 150 | 200 | 50 | 100 | 150 |
| M | 0 | 0 | 1 | 1 | 1 | 1 | 2 | 2 | 2 | 2 | 3 | 3 | 3 | 3 | 4 | 4 | 4 | 4 | 5 | 5 | 5 |
| N | 4 | 4 | 6 | 6 | 6 | 6 | 8 | 8 | 8 | 8 | 10 | 10 | 10 | 10 | 12 | 12 | 12 | 12 | 14 | 14 | 14 |
| KG | 5.11 | 5.52 | 5.93 | 6.32 | 6.71 | 7.1 | 7.49 | 7.88 | 8.27 | 8.66 | 9.05 | 9.44 | 9.83 | 10.22 | 10.61 | 11 | 11.39 | 11.78 | 12.17 | 12.56 | 12.95 |

一般螺杆仕様 AS Series
一般皮帶仕様 AT Series
無塵螺杆仕様 ASC Series
無塵皮帶仕様 ATC Series
DZ模組 DZ Module
歐規皮帶 ET Series

# AS100D–2P 單軸/Single axis

螺杆驅動 Ball Screw Drive



此圖僅供參考，出貨規格詳見尺寸圖面
The picture is just for the reference. Please check the the actual dimensions on the drawing.

| 最大行程 Maximum Stroke | 最大速度 Maximum Speed | 馬達容量 Motor Output | 滾珠螺杆 Ball Screw | 直綫滑軌 Linear Guide |
|---|---|---|---|---|
| 1050mm | 1000mm/s | 400w | ø 16mm | 15x12.5–2支 |

## 型號表示方式 Ordering Method

AS100D–2P – L10 – 500 – MS – M40 – P3

本體型號 Moedel

■螺杆導程 Ball Screw Lead

| | |
|---|---|
| 05 | 05mm |
| 10 | 10mm |
| 20 | 20mm |

■行程 Stroke

50–1050mm
50間隔 50mm Pitch

■馬達位置 Motor Position

| | |
|---|---|
| MS | 馬達直聯 Motor Position |
| ML | 馬達左折 Motor Left Side |
| MR | 馬達右折 Motor Right Side |
| MD | 馬達下折 Motor Bottom Side |

■馬達廠牌 Motor Brand

| | | | |
|---|---|---|---|
| M | 三菱 Mitsubishi | 10 | – |
| P | 鬆下 Matsushita | 20 | – |
| Y | 安川 Yaskawa | 40 | 400w |
| D | 臺達 Delta | 75 | – |

※若無煞車則不表示.※If No Brake,No Description

■限位傳感器數量 Photoelectric Sensor

| | |
|---|---|
| P1 | 1祇 1PCS |
| P2 | 2祇 2PCS |
| P3 | 3祇 3PCS |

※未標記：無No ※ Mark：No Sensor





## 基本仕樣 Specification

| | | | | | |
|---|---|---|---|---|---|
| 規格 Spec | 位置重復精度 Repeatability (mm) | | ±0.01 | | |
| | 螺杆導程 Ball Screw Lead (mm) | | 5 | 10 | 20 |
| | 最高速度 Maximum Speed (mm/s) | | 250 | 500 | 1000 |
| | 最大可搬重量 Maximum Payload | 水平使用 Horizontal (kg) | 62 | 42 | 21 |
| | | 垂直使用 Vertical (kg) | 15 | 10 | 5 |
| | 定格推力 Rated Thrust (N) | | 1388 | 694 | 433 |
| | 標準行程 Stroke Pitch (mm) | | 50–800mm/50間隔 50 mm Pitch | | |
| 部品 Parts | AC伺服馬達容量 Maximum Static Torque (N.m.) | | 400 | | |
| | 滾珠螺杆外徑 Ball Screw Ø (mm) | | C7 ϕ 16 | | |
| | 高剛性直綫滑軌 High Rigidity Linear Guide (mm) | | W15xH12.5 | | |
| | 原點感應器 Home Sensor | 外挂 Outside | EE–SX672 ( NPN ) | | |

※行程超過600時，會產生螺杆偏擺，此時請將速度調降.
※When the stroke is over 600mm,the run–out–of the ballscrew will occur We recommend to low down the working speed under this circumstances.

※馬達加減速設定0.2秒
Acceleration and deacceleration value is set 0.2 second.

## 感應器接線圖<原點及端點> Sensor Layout

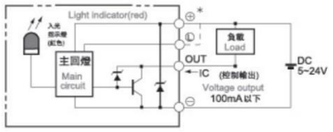


## 容許負載力距表 Allowable Overhang

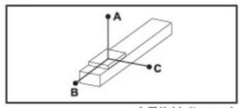


( 單位 Unit : mm)

| 水平安裝 Horizontal Installation | | A | B | C |
|---|---|---|---|---|
| 導程 5 Lead | 40kg | 795 | 63 | 225 |
| | 55kg | 558 | 43 | 155 |
| | 70kg | 422 | 32 | 115 |
| 導程 10 Lead | 25kg | 588 | 95 | 276 |
| | 35kg | 410 | 65 | 190 |
| | 47kg | 295 | 46 | 135 |
| 導程 20 Lead | 6kg | 1068 | 355 | 710 |
| | 15kg | 416 | 136 | 275 |
| | 24kg | 252 | 81 | 166 |

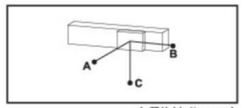


( 單位 Unit : mm)

| 壁挂安裝 Wall Installation | | A | B | C |
|---|---|---|---|---|
| 導程 5 Lead | 30kg | 310 | 88 | 1066 |
| | 50kg | 172 | 49 | 620 |
| | 70kg | 115 | 32 | 422 |
| 導程 10 Lead | 20kg | 351 | 122 | 743 |
| | 30kg | 225 | 78 | 484 |
| | 47kg | 135 | 46 | 294 |
| 導程 20 Lead | 5kg | 852 | 428 | 1227 |
| | 12kg | 345 | 173 | 522 |
| | 24kg | 166 | 81 | 253 |

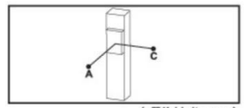


( 單位 Unit : mm)

| 垂直安裝 Vertical Installation | | A | C |
|---|---|---|---|
| 導程 5 Lead | 5kg | 580 | 580 |
| | 11kg | 264 | 264 |
| | 17kg | 170 | 170 |
| 導程 10 Lead | 4kg | 644 | 644 |
| | 8kg | 322 | 322 |
| | 12kg | 215 | 215 |
| 導程 20 Lead | 3kg | 667 | 667 |
| | 6kg | 335 | 335 |
| | – | – | – |

## 靜態容許負載慣量 Static Loading Moment

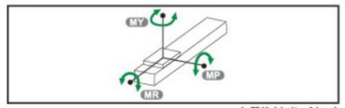


( 單位 Unit : N.m)

| | |
|---|---|
| MY | 174 |
| MP | 175 |
| MR | 153 |

※力矩表所表示的數據，代表重心。
The torque value in the chart indicate the center of gravity.
※符合型錄規範的正常使用下,保證壽命爲10000公裏.
Operation life is 10,000 km when the product is using under the specified conditions.
※倒吊使用無法套用標準規範,如有需求請洽訊我司業務.
Data information is not for ceiling-mount inverse use. Contact us for the details if you want to apply ceiling-mount inverse usage.

## 搭配步進馬達一覽表 Options of Stepper Motors

| 廠牌 Brand | 馬達記號 Mark | 煞車有無 Brake | 馬達容量 Watt | 電源電壓 AC–Voltage | 伺服馬達型號 Motor Model | 驅動器型號 Driver Model |
|---|---|---|---|---|---|---|
| 三菱 Mitsubishi | M | 無煞車 ( 水平仕樣 ) No Brake ( Horizontal Type ) | 400 | 220 | HG–KR43 | MR–J4–40A |
| | | 有煞車 ( 垂直仕樣 ) With Brake ( Vertical Type ) | 400 | 220 | HG–KR43B | MR–J4–40A |
| 國際 Panasonic | P | 無煞車 ( 水平仕樣 ) No Brake ( Horizontal Type ) | 400 | 220 | MHMD042G1U | MBDHT2510 |
| | | 有煞車 ( 垂直仕樣 ) With Brake ( Vertical Type ) | 400 | 220 | MHMD042G1V | MBDHT2510 |
| 臺達 Delta | D | 無煞車 ( 水平仕樣 ) No Brake ( Horizontal Type ) | 400 | 220 | ECMA–C20604ES | ASD–B20421–B |
| | | 有煞車 ( 垂直仕樣 ) With Brake ( Vertical Type ) | 400 | 220 | ECMA–C20604FS | ASD–B20421–B |

# AS100D–2P 單軸/Single axis

螺杆驅動
Ball Screw Drive



## MS 馬達直聯 Motor Position

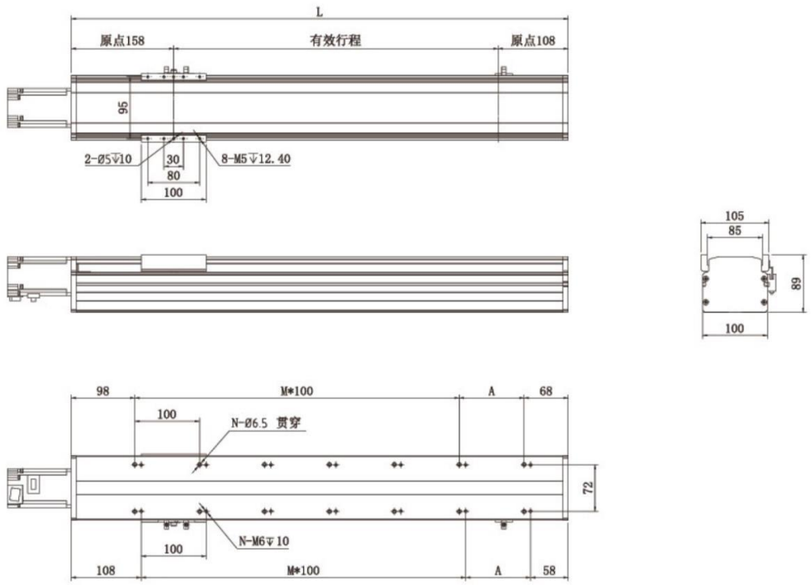


| 有效行程 Stroke | 50 | 100 | 150 | 200 | 250 | 300 | 350 | 400 | 450 | 500 | 550 | 600 | 650 | 700 | 750 | 800 | 850 | 900 | 950 | 1000 | 1050 |
|---|---|---|---|---|---|---|---|---|---|---|---|---|---|---|---|---|---|---|---|---|---|
| L | 296.5 | 346.5 | 396.5 | 446.5 | 496.5 | 546.5 | 596.5 | 646.5 | 696.5 | 746.5 | 796.5 | 846.5 | 896.5 | 946.5 | 996.5 | 1046.5 | 1096.5 | 1146.5 | 1196.5 | 1246.5 | 1296.5 |
| A | 150 | 200 | 50 | 100 | 150 | 200 | 50 | 100 | 150 | 200 | 50 | 100 | 150 | 200 | 50 | 100 | 150 | 200 | 50 | 100 | 150 |
| M | 0 | 0 | 1 | 1 | 1 | 1 | 2 | 2 | 2 | 2 | 3 | 3 | 3 | 3 | 4 | 4 | 4 | 4 | 5 | 5 | 5 |
| N | 4 | 4 | 6 | 6 | 6 | 6 | 8 | 8 | 8 | 8 | 10 | 10 | 10 | 10 | 12 | 12 | 12 | 12 | 14 | 14 | 14 |
| KG | 4.94 | 5.32 | 5.7 | 6.08 | 6.46 | 6.84 | 7.22 | 7.6 | 7.98 | 8.36 | 8.74 | 9.12 | 9.5 | 9.88 | 10.26 | 10.64 | 11.02 | 11.4 | 11.78 | 12.16 | 12.54 |

## MD 馬達下折 Motor Bottom Side




| 有效行程 Stroke | 50 | 100 | 150 | 200 | 250 | 300 | 350 | 400 | 450 | 500 | 550 | 600 | 650 | 700 | 750 | 800 | 850 | 900 | 950 | 1000 | 1050 |
|---|---|---|---|---|---|---|---|---|---|---|---|---|---|---|---|---|---|---|---|---|---|
| L | 281.5 | 331.5 | 381.5 | 431.5 | 481.5 | 531.5 | 581.5 | 631.5 | 681.5 | 731.5 | 781.5 | 831.5 | 881.5 | 931.5 | 981.5 | 1031.5 | 1081.5 | 1131.5 | 1181.5 | 1231.5 | 1281.5 |
| A | 150 | 200 | 50 | 100 | 150 | 200 | 50 | 100 | 150 | 200 | 50 | 100 | 150 | 200 | 50 | 100 | 150 | 200 | 50 | 100 | 150 |
| M | 0 | 0 | 1 | 1 | 1 | 1 | 2 | 2 | 2 | 2 | 3 | 3 | 3 | 3 | 4 | 4 | 4 | 4 | 5 | 5 | 5 |
| N | 4 | 4 | 6 | 6 | 6 | 6 | 8 | 8 | 8 | 8 | 10 | 10 | 10 | 10 | 12 | 12 | 12 | 12 | 14 | 14 | 14 |
| KG | 5.11 | 5.52 | 5.93 | 6.32 | 6.71 | 7.1 | 7.49 | 7.88 | 8.27 | 8.66 | 9.05 | 9.44 | 9.83 | 10.22 | 10.61 | 11 | 11.39 | 11.78 | 12.17 | 12.56 | 12.95 |



螺杆驅動
Ball Screw Drive

## ML 馬達左折 Motor Left Side

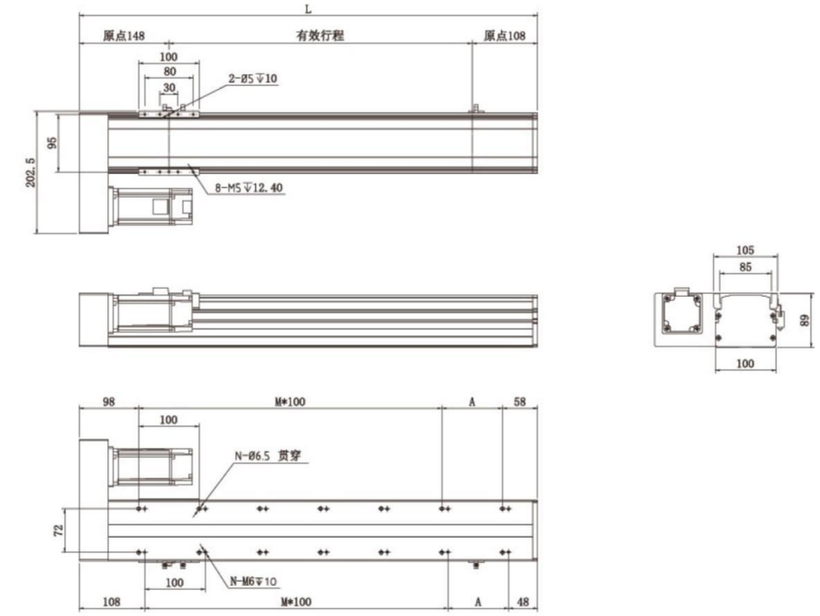


| 有效行程 Stroke | 50 | 100 | 150 | 200 | 250 | 300 | 350 | 400 | 450 | 500 | 550 | 600 | 650 | 700 | 750 | 800 | 850 | 900 | 950 | 1000 | 1050 |
|---|---|---|---|---|---|---|---|---|---|---|---|---|---|---|---|---|---|---|---|---|---|
| L | 281.5 | 331.5 | 381.5 | 431.5 | 481.5 | 531.5 | 581.5 | 631.5 | 681.5 | 731.5 | 781.5 | 831.5 | 881.5 | 931.5 | 981.5 | 1031.5 | 1081.5 | 1131.5 | 1181.5 | 1231.5 | 1281.5 |
| A | 150 | 200 | 50 | 100 | 150 | 200 | 50 | 100 | 150 | 200 | 50 | 100 | 150 | 200 | 50 | 100 | 150 | 200 | 50 | 100 | 150 |
| M | 0 | 0 | 1 | 1 | 1 | 1 | 2 | 2 | 2 | 2 | 3 | 3 | 3 | 3 | 4 | 4 | 4 | 4 | 5 | 5 | 5 |
| N | 4 | 4 | 6 | 6 | 6 | 6 | 8 | 8 | 8 | 8 | 10 | 10 | 10 | 10 | 12 | 12 | 12 | 12 | 14 | 14 | 14 |
| KG | 5.11 | 5.52 | 5.93 | 6.32 | 6.71 | 7.1 | 7.49 | 7.88 | 8.27 | 8.66 | 9.05 | 9.44 | 9.83 | 10.22 | 10.61 | 11 | 11.39 | 11.78 | 12.17 | 12.56 | 12.95 |

## MR 馬達右折 Motor Right Side

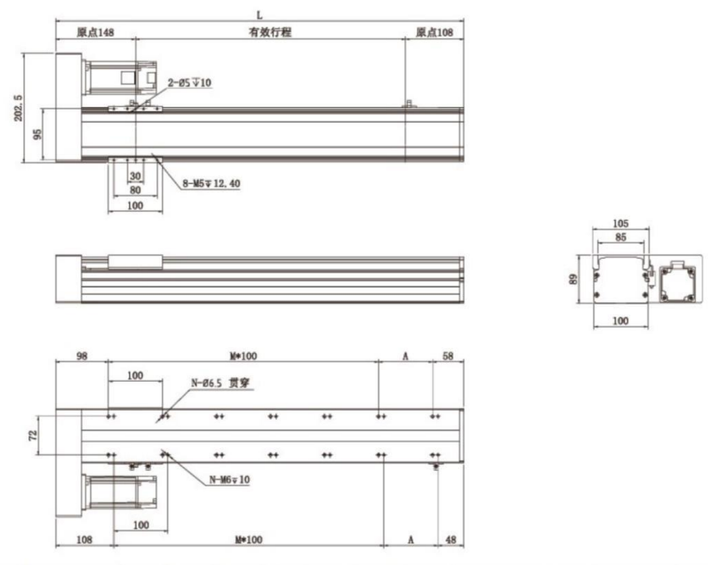


| 有效行程 Stroke | 50 | 100 | 150 | 200 | 250 | 300 | 350 | 400 | 450 | 500 | 550 | 600 | 650 | 700 | 750 | 800 | 850 | 900 | 950 | 1000 | 1050 |
|---|---|---|---|---|---|---|---|---|---|---|---|---|---|---|---|---|---|---|---|---|---|
| L | 281.5 | 331.5 | 381.5 | 431.5 | 481.5 | 531.5 | 581.5 | 631.5 | 681.5 | 731.5 | 781.5 | 831.5 | 881.5 | 931.5 | 981.5 | 1031.5 | 1081.5 | 1131.5 | 1181.5 | 1231.5 | 1281.5 |
| A | 150 | 200 | 50 | 100 | 150 | 200 | 50 | 100 | 150 | 200 | 50 | 100 | 150 | 200 | 50 | 100 | 150 | 200 | 50 | 100 | 150 |
| M | 0 | 0 | 1 | 1 | 1 | 1 | 2 | 2 | 2 | 2 | 3 | 3 | 3 | 3 | 4 | 4 | 4 | 4 | 5 | 5 | 5 |
| N | 4 | 4 | 6 | 6 | 6 | 6 | 8 | 8 | 8 | 8 | 10 | 10 | 10 | 10 | 12 | 12 | 12 | 12 | 14 | 14 | 14 |
| KG | 5.11 | 5.52 | 5.93 | 6.32 | 6.71 | 7.1 | 7.49 | 7.88 | 8.27 | 8.66 | 9.05 | 9.44 | 9.83 | 10.22 | 10.61 | 11 | 11.39 | 11.78 | 12.17 | 12.56 | 12.95 |

一般滑杆仕様 AS Series
一般皮帶仕様 AT Series
無塵滑杆仕様 ASC Series
無塵皮帶仕様 ATC Series
DZ模組 DZ Module
歐規皮帶 ET Series

# AS120–4P 單軸/Single axis

螺杆驅動
Ball Screw Drive



此圖僅供參考，出貨規格詳見尺寸圖面
The picture is just for the reference. Please check the the actual dimensions on the drawing.

| 最大行程 Maximum Stroke | 1050mm | 最大速度 Maximum Speed | 1000mm/s | 馬達容量 Motor Output | 400w | 滾珠螺杆 Ball Screw | ø 16mm | 直綫滑軌 Linear Guide | 15x12.5–2支 |
|---|---|---|---|---|---|---|---|---|---|

## 型號表示方式 Ordering Method

**AS120–4P – L10 – 500 – MS – M40 – P3**

本體型號
Moedel

■ 螺杆導程 Ball Screw Lead

| | |
|---|---|
| 05 | 05mm |
| 10 | 10mm |
| 20 | 20mm |

■ 行程 Stroke

50–1050mm
50間隔 50mm Pitch

■ 馬達位置 Motor Position

| | | |
|---|---|---|
| MS | 馬達直聯 | Motor Position |
| ML | 馬達左折 | Motor Left Side |
| MR | 馬達右折 | Motor Right Side |
| MD | 馬達下折 | Motor Bottom Side |

■ 馬達廠牌 Motor Brand

| | | | |
|---|---|---|---|
| M | 三菱 Mitsubishi | 10 | – |
| P | 鬆下 Matsushita | 20 | – |
| Y | 安川 Yaskawa | 40 | 400w |
| D | 臺達 Delta | 75 | – |

※若無煞車則不表示.※If No Brake,No Description

■ 限位傳感器數量 Photoelectric Sensor

| | |
|---|---|
| P1 | 1衹 1PCS |
| P2 | 2衹 2PCS |
| P3 | 3衹 3PCS |

※未標記：無No ※ Mark：No Sensor





## 基本仕樣 Specification

| | | | | | |
|---|---|---|---|---|---|
| 規格 Spec | 位置重復精度 Repeatability (mm) | | ±0.01 | | |
| | 螺杆導程 Ball Screw Lead (mm) | | 5 | 10 | 20 |
| | 最高速度 Maximum Speed (mm/s) | | 250 | 500 | 1000 |
| | 最大可搬重量 Maximum Payload | 水平使用 Horizontal (kg) | 102 | 82 | 36 |
| | | 垂直使用 Vertical (kg) | 30 | 20 | 8 |
| | 定格推力 Rated Thrust (N) | | 1368 | 663 | 332 |
| | 標準行程 Stroke Pitch (mm) | | 50–800mm/50間隔 50 mm Pitch | | |
| 部品 Parts | AC伺服馬達容量 Maximum Static Torque (N.m.) | | 400 | | |
| | 滾珠螺杆外徑 Ball Screw Ø (mm) | | C7 ϕ 16 | | |
| | 高剛性直綫滑軌 High Rigidity Linear Guide (mm) | | W15xH12.5 | | |
| | 原點感應器 Home Sensor | 外挂 Outside | EE–SX672 ( NPN ) | | |

※行程超過600時，會產生螺杆偏擺，此時請將速度調降.
※When the stroke is over 600mm,the run–out–of the ballscrew will occur We recommend to low down the working speed under this circumstances.

※馬達加減速設定0.2秒
Acceleration and deacceleration value is set 0.2 second.

## 感應器接線圖<原點及端點> Sensor Layout

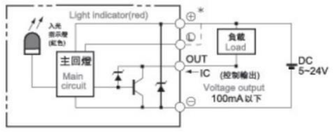


## 容許負載力距表 Allowable Overhang

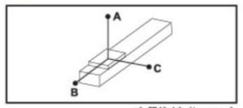


( 單位 Unit : mm)

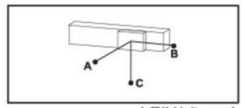


( 單位 Unit : mm)

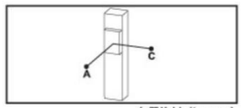


( 單位 Unit : mm)

| 水平安裝 Horizontal Installation | | A | B | C |
|---|---|---|---|---|
| 導程 5 Lead | 60kg | 2512 | 242 | 232 |
| | 80kg | 1811 | 172 | 164 |
| | 110kg | 1284 | 114 | 108 |
| 導程 10 Lead | 30kg | 2727 | 470 | 430 |
| | 50kg | 1577 | 266 | 242 |
| | 88kg | 854 | 134 | 122 |
| 導程 20 Lead | 10kg | 2304 | 1222 | 1028 |
| | 22kg | 1443 | 540 | 451 |
| | 40kg | 860 | 277 | 233 |

| 壁挂安裝 Wall Installation | | A | B | C |
|---|---|---|---|---|
| 導程 5 Lead | 55kg | 257 | 269 | 2883 |
| | 75kg | 178 | 186 | 2000 |
| | 110kg | 108 | 114 | 1284 |
| 導程 10 Lead | 35kg | 363 | 395 | 2368 |
| | 55kg | 218 | 238 | 1445 |
| | 88kg | 123 | 134 | 854 |
| 導程 20 Lead | 12kg | 854 | 1019 | 2552 |
| | 20kg | 500 | 596 | 1588 |
| | 40kg | 233 | 277 | 860 |

| 垂直安裝 Vertical Installation | | A | C |
|---|---|---|---|
| 導程 5 Lead | 15kg | 1118 | 1118 |
| | 22kg | 770 | 770 |
| | 33kg | 513 | 513 |
| 導程 10 Lead | 10kg | 1500 | 1500 |
| | 14kg | 1072 | 1072 |
| | 22kg | 682 | 682 |
| 導程 20 Lead | 7kg | 1700 | 1700 |
| | 10kg | 1188 | 1188 |
| | – | – | – |

## 靜態容許負載慣量 Static Loading Moment

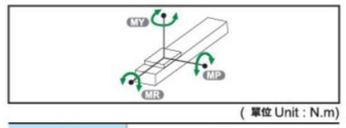


( 單位 Unit : N.m)

| | |
|---|---|
| MY | 551 |
| MP | 552 |
| MR | 485 |

※力矩表所表示的數據，代表重心。
The torque value in the chart indicate the center of gravity.
※符合型錄規範的正常使用下,保證壽命爲10000公裏.
Operation life is 10,000 km when the product is using under the specified conditions.
※倒吊使用無法套用標準規範,如有需求請洽訊我司業務.
Data information is not for ceiling-mount inverse use. Contact us for the details if you want to apply ceiling-mount inverse usage.

## 搭配步進馬達一覽表 Options of Stepper Motors

| 廠牌 Brand | 馬達記號 Mark | 煞車有無 Brake | 馬達容量 Watt | 電源電壓 AC–Voltage | 伺服馬達型號 Motor Model | 驅動器型號 Driver Model |
|---|---|---|---|---|---|---|
| 三菱 Mitsubishi | M | 無煞車 ( 水平仕樣 ) No Brake ( Horizontal Type ) | 400 | 220 | HG–KR43 | MR–J4–40A |
| | | 有煞車 ( 垂直仕樣 ) With Brake ( Vertical Type ) | 400 | 220 | HG–KR43B | MR–J4–40A |
| 國際 Panasonic | P | 無煞車 ( 水平仕樣 ) No Brake ( Horizontal Type ) | 400 | 220 | MHMD042G1U | MBDHT2510 |
| | | 有煞車 ( 垂直仕樣 ) With Brake ( Vertical Type ) | 400 | 220 | MHMD042G1V | MBDHT2510 |
| 臺達 Delta | D | 無煞車 ( 水平仕樣 ) No Brake ( Horizontal Type ) | 400 | 220 | ECMA–C20604ES | ASD–B20421–B |
| | | 有煞車 ( 垂直仕樣 ) With Brake ( Vertical Type ) | 400 | 220 | ECMA–C20604FS | ASD–B20421–B |

# AS120–4P 單軸/Single axis

螺杆驅動
Ball Screw Drive



## MS 馬達直聯 Motor Position

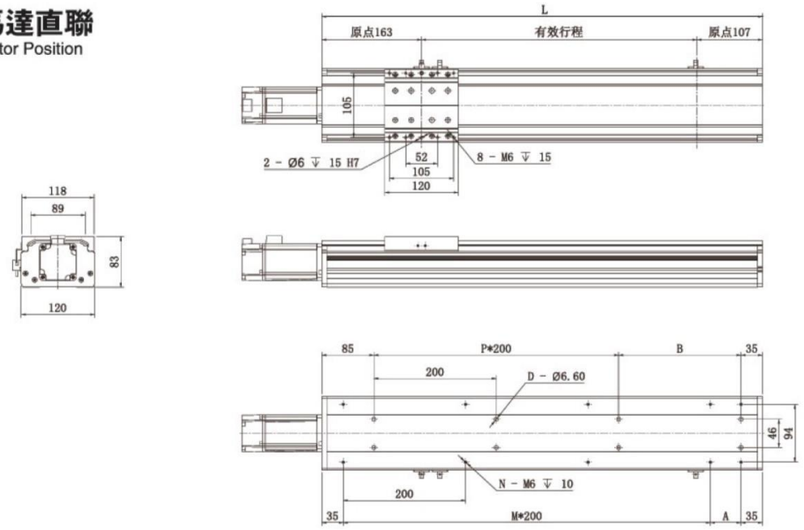


| 有效行程 Stroke | 100 | 150 | 200 | 250 | 300 | 350 | 400 | 450 | 500 | 550 | 600 | 650 | 700 | 750 | 800 | 850 | 900 | 950 | 1000 | 1050 |
|---|---|---|---|---|---|---|---|---|---|---|---|---|---|---|---|---|---|---|---|---|
| L | 370 | 420 | 470 | 520 | 570 | 620 | 670 | 720 | 770 | 820 | 870 | 920 | 970 | 1020 | 1070 | 1120 | 1170 | 1220 | 1270 | 1320 |
| A | 100 | 150 | 200 | 50 | 100 | 150 | 200 | 50 | 100 | 150 | 200 | 50 | 100 | 150 | 200 | 50 | 100 | 150 | 200 | 50 |
| M | 1 | 1 | 1 | 2 | 2 | 2 | 2 | 3 | 3 | 3 | 3 | 4 | 4 | 4 | 4 | 5 | 5 | 5 | 5 | 6 |
| N | 6 | 6 | 6 | 8 | 8 | 8 | 8 | 10 | 10 | 10 | 10 | 12 | 12 | 12 | 12 | 14 | 14 | 14 | 14 | 16 |
| B | 50 | 100 | 150 | 200 | 50 | 100 | 150 | 200 | 50 | 100 | 150 | 200 | 50 | 100 | 150 | 200 | 50 | 100 | 150 | 200 |
| P | 1 | 1 | 1 | 1 | 2 | 2 | 2 | 2 | 3 | 3 | 3 | 3 | 4 | 4 | 4 | 4 | 5 | 5 | 5 | 5 |
| D | 6 | 6 | 6 | 6 | 8 | 8 | 8 | 8 | 10 | 10 | 10 | 10 | 12 | 12 | 12 | 12 | 14 | 14 | 14 | 14 |
| KG | 7 | 7.4 | 7.9 | 8.4 | 8.9 | 9.4 | 9.8 | 10.4 | 10.8 | 11.4 | 11.8 | 12.3 | 12.8 | 13.3 | 13.8 | 14.3 | 14.8 | 15.3 | 15.7 | 16.3 |

## MD 馬達下折 Motor Bottom Side

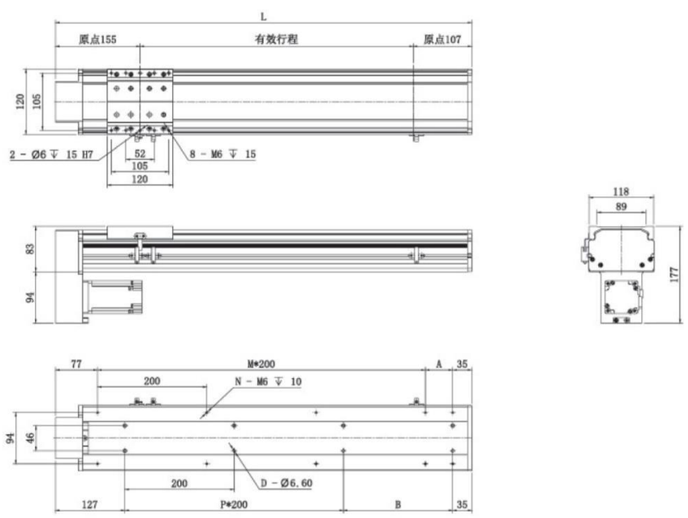


| 有效行程 Stroke | 100 | 150 | 200 | 250 | 300 | 350 | 400 | 450 | 500 | 550 | 600 | 650 | 700 | 750 | 800 | 850 | 900 | 950 | 1000 | 1050 |
|---|---|---|---|---|---|---|---|---|---|---|---|---|---|---|---|---|---|---|---|---|
| L | 362 | 412 | 462 | 512 | 562 | 612 | 662 | 712 | 762 | 812 | 862 | 912 | 962 | 1012 | 1062 | 1112 | 1162 | 1212 | 1262 | 1312 |
| A | 50 | 100 | 150 | 200 | 50 | 100 | 150 | 200 | 50 | 100 | 150 | 200 | 50 | 100 | 150 | 200 | 50 | 100 | 150 | 200 |
| M | 1 | 1 | 1 | 1 | 2 | 2 | 2 | 2 | 3 | 3 | 3 | 3 | 4 | 4 | 4 | 4 | 5 | 5 | 5 | 5 |
| N | 6 | 6 | 6 | 6 | 8 | 8 | 8 | 8 | 10 | 10 | 10 | 10 | 12 | 12 | 12 | 12 | 14 | 14 | 14 | 14 |
| B | 200 | 50 | 100 | 150 | 200 | 50 | 100 | 150 | 200 | 50 | 100 | 150 | 200 | 50 | 100 | 150 | 200 | 50 | 100 | 150 |
| P | 0 | 1 | 1 | 1 | 1 | 2 | 2 | 2 | 2 | 3 | 3 | 3 | 3 | 4 | 4 | 4 | 4 | 5 | 5 | 5 |
| D | 4 | 6 | 6 | 6 | 6 | 8 | 8 | 8 | 8 | 10 | 10 | 10 | 10 | 12 | 12 | 12 | 12 | 14 | 14 | 14 |
| KG | 7 | 7.4 | 7.9 | 8.4 | 8.9 | 9.4 | 9.8 | 10.4 | 10.8 | 11.4 | 11.8 | 12.3 | 12.8 | 13.3 | 13.8 | 14.3 | 14.8 | 15.3 | 15.7 | 16.3 |



螺杆驅動
Ball Screw Drive

## ML 馬達左折 Motor Left Side

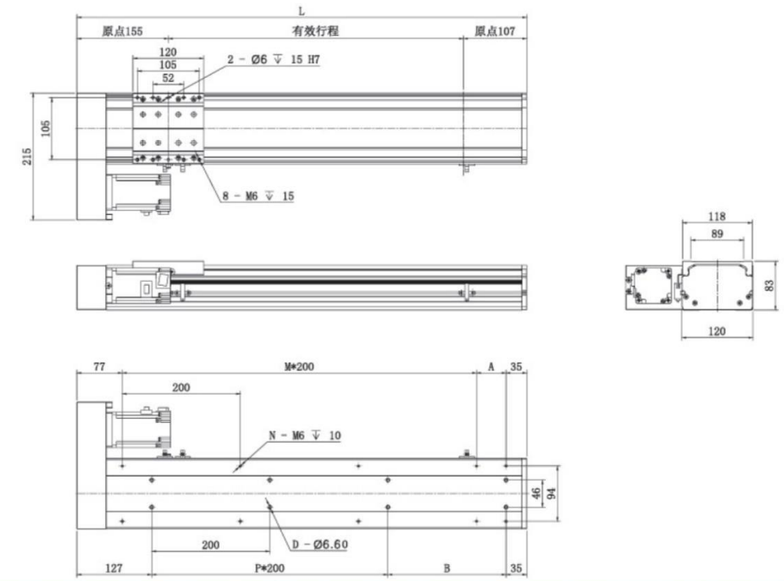


| 有效行程 Stroke | 100 | 150 | 200 | 250 | 300 | 350 | 400 | 450 | 500 | 550 | 600 | 650 | 700 | 750 | 800 | 850 | 900 | 950 | 1000 | 1050 |
|---|---|---|---|---|---|---|---|---|---|---|---|---|---|---|---|---|---|---|---|---|
| L | 362 | 412 | 462 | 512 | 562 | 612 | 662 | 712 | 762 | 812 | 862 | 912 | 962 | 1012 | 1062 | 1112 | 1162 | 1212 | 1262 | 1312 |
| A | 50 | 100 | 150 | 200 | 50 | 100 | 150 | 200 | 50 | 100 | 150 | 200 | 50 | 100 | 150 | 200 | 50 | 100 | 150 | 200 |
| M | 1 | 1 | 1 | 1 | 2 | 2 | 2 | 2 | 3 | 3 | 3 | 3 | 4 | 4 | 4 | 4 | 5 | 5 | 5 | 5 |
| N | 6 | 6 | 6 | 6 | 8 | 8 | 8 | 8 | 10 | 10 | 10 | 10 | 12 | 12 | 12 | 12 | 14 | 14 | 14 | 14 |
| B | 200 | 50 | 100 | 150 | 200 | 50 | 100 | 150 | 200 | 50 | 100 | 150 | 200 | 50 | 100 | 150 | 200 | 50 | 100 | 150 |
| P | 0 | 1 | 1 | 1 | 1 | 2 | 2 | 2 | 2 | 3 | 3 | 3 | 3 | 4 | 4 | 4 | 4 | 5 | 5 | 5 |
| D | 4 | 6 | 6 | 6 | 6 | 8 | 8 | 8 | 8 | 10 | 10 | 10 | 10 | 12 | 12 | 12 | 12 | 14 | 14 | 14 |
| KG | 7 | 7.4 | 7.9 | 8.4 | 8.9 | 9.4 | 9.8 | 10.4 | 10.8 | 11.4 | 11.8 | 12.3 | 12.8 | 13.3 | 13.8 | 14.3 | 14.8 | 15.3 | 15.7 | 16.3 |

## MR 馬達右折 Motor Right Side

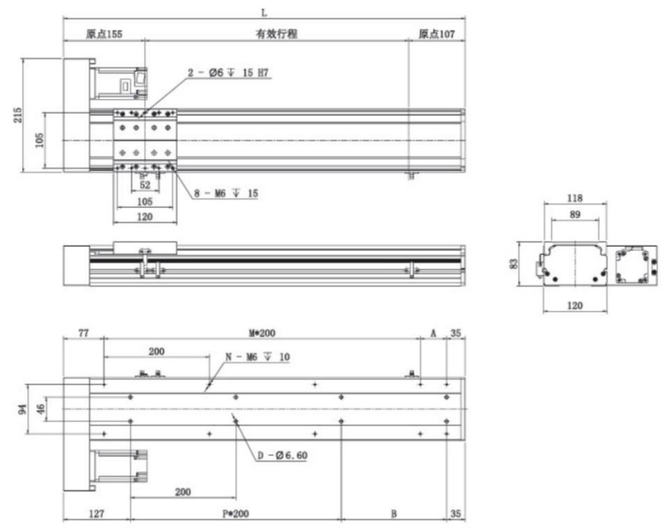


| 有效行程 Stroke | 100 | 150 | 200 | 250 | 300 | 350 | 400 | 450 | 500 | 550 | 600 | 650 | 700 | 750 | 800 | 850 | 900 | 950 | 1000 | 1050 |
|---|---|---|---|---|---|---|---|---|---|---|---|---|---|---|---|---|---|---|---|---|
| L | 362 | 412 | 462 | 512 | 562 | 612 | 662 | 712 | 762 | 812 | 862 | 912 | 962 | 1012 | 1062 | 1112 | 1162 | 1212 | 1262 | 1312 |
| A | 50 | 100 | 150 | 200 | 50 | 100 | 150 | 200 | 50 | 100 | 150 | 200 | 50 | 100 | 150 | 200 | 50 | 100 | 150 | 200 |
| M | 1 | 1 | 1 | 1 | 2 | 2 | 2 | 2 | 3 | 3 | 3 | 3 | 4 | 4 | 4 | 4 | 5 | 5 | 5 | 5 |
| N | 6 | 6 | 6 | 6 | 8 | 8 | 8 | 8 | 10 | 10 | 10 | 10 | 12 | 12 | 12 | 12 | 14 | 14 | 14 | 14 |
| B | 200 | 50 | 100 | 150 | 200 | 50 | 100 | 150 | 200 | 50 | 100 | 150 | 200 | 50 | 100 | 150 | 200 | 50 | 100 | 150 |
| P | 0 | 1 | 1 | 1 | 1 | 2 | 2 | 2 | 2 | 3 | 3 | 3 | 3 | 4 | 4 | 4 | 4 | 5 | 5 | 5 |
| D | 4 | 6 | 6 | 6 | 6 | 8 | 8 | 8 | 8 | 10 | 10 | 10 | 10 | 12 | 12 | 12 | 12 | 14 | 14 | 14 |
| KG | 7 | 7.4 | 7.9 | 8.4 | 8.9 | 9.4 | 9.8 | 10.4 | 10.8 | 11.4 | 11.8 | 12.3 | 12.8 | 13.3 | 13.8 | 14.3 | 14.8 | 15.3 | 15.7 | 16.3 |

一般螺杆仕様 AS Series
一般皮帶仕様 AT Series
無塵螺杆仕様 ASC Series
無塵皮帶仕様 ATC Series
DZ模組 DZ Module
歐規皮帶 ET Series

# AS135–2P 單軸/Single axis

螺杆驅動 Ball Screw Drive

此圖僅供參考，出貨規格詳見尺寸圖面
The picture is just for the reference. Please check the the actual dimensions on the drawing.

| 最大行程 Maximum Stroke | 1050mm | 最大速度 Maximum Speed | 1000mm/s | 馬達容量 Motor Output | 400w | 滾珠螺杆 Ball Screw | ø 16mm | 直綫滑軌 Linear Guide | 15x12.5–2支 |
|---|---|---|---|---|---|---|---|---|---|

## 型號表示方式 Ordering Method

AS135–2P – L10 – 500 – MS – M40 – P3

本體型號 Moedel

■螺杆導程 Ball Screw Lead

| | |
|---|---|
| 05 | 05mm |
| 10 | 10mm |
| 20 | 20mm |

■行程 Stroke

50–1050mm
50間隔 50mm Pitch

■馬達位置 Motor Position

| | |
|---|---|
| MS | 馬達直聯 Motor Position |
| ML | 馬達左折 Motor Left Side |
| MR | 馬達右折 Motor Right Side |
| MD | 馬達下折 Motor Bottom Side |

■馬達廠牌 Motor Brand

| | | | |
|---|---|---|---|
| M | 三菱 Mitsubishi | 10 | – |
| P | 鬆下 Matsushita | 20 | – |
| Y | 安川 Yaskawa | 40 | 400w |
| D | 臺達 Delta | 75 | – |

※若無煞車則不表示.※If No Brake,No Description

■限位傳感器數量 Photoelectric Sensor

| | |
|---|---|
| P1 | 1衹 1PCS |
| P2 | 2衹 2PCS |
| P3 | 3衹 3PCS |

※未標記：無No ※ Mark：No Sensor





## 基本仕様 Specification

| | | | | | |
|---|---|---|---|---|---|
| 規格 Spec | 位置重復精度 Repeatability (mm) | | ±0.01 | | |
| | 螺杆導程 Ball Screw Lead (mm) | | 5 | 10 | 20 |
| | 最高速度 Maximum Speed (mm/s) | | 250 | 500 | 1000 |
| | 最大可搬重量 Maximum Payload | 水平使用 Horizontal (kg) | 70 | 47 | 24 |
| | | 垂直使用 Vertical (kg) | 17 | 12 | 6 |
| | 定格推力 Rated Thrust (N) | | 1388 | 694 | 433 |
| | 標準行程 Stroke Pitch (mm) | | 50–800mm/50間隔 50 mm Pitch | | |
| 部品 Parts | AC伺服馬達容量 Maximum Static Torque (N.m.) | | 400 | | |
| | 滾珠螺杆外徑 Ball Screw Ø (mm) | | C7 ϕ 16 | | |
| | 高剛性直綫滑軌 High Rigidity Linear Guide (mm) | | W15xH12.5 | | |
| | 原點感應器 Home Sensor | 外挂 Outside | EE–SX672 ( NPN ) | | |

※行程超過600時，會產生螺杆偏擺，此時請將速度調降.
※When the stroke is over 600mm,the run–out–of the ballscrew will occur We recommend to low down the working speed under this circumstances.

※馬達加減速設定0.2秒
Acceleration and deacceleration value is set 0.2 second.

## 感應器接線圖<原點及端點> Sensor Layout

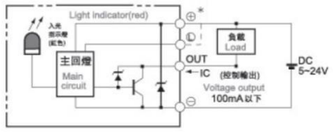


## 容許負載力距表 Allowable Overhang

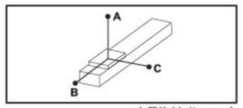


( 單位 Unit : mm)

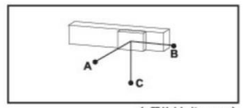


( 單位 Unit : mm)

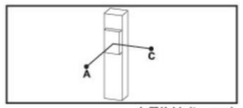


( 單位 Unit : mm)

| 水平安裝 Horizontal Installation | | A | B | C |
|---|---|---|---|---|
| 導程 5 Lead | 40kg | 795 | 63 | 225 |
| | 55kg | 558 | 43 | 155 |
| | 70kg | 422 | 32 | 115 |
| 導程 10 Lead | 25kg | 588 | 95 | 276 |
| | 35kg | 410 | 65 | 190 |
| | 47kg | 295 | 46 | 135 |
| 導程 20 Lead | 6kg | 1068 | 355 | 710 |
| | 15kg | 416 | 136 | 275 |
| | 24kg | 252 | 81 | 166 |

| 壁挂安裝 Wall Installation | | A | B | C |
|---|---|---|---|---|
| 導程 5 Lead | 30kg | 310 | 88 | 1066 |
| | 50kg | 172 | 49 | 620 |
| | 70kg | 115 | 32 | 422 |
| 導程 10 Lead | 20kg | 351 | 122 | 743 |
| | 30kg | 225 | 78 | 484 |
| | 47kg | 135 | 46 | 294 |
| 導程 20 Lead | 5kg | 852 | 428 | 1227 |
| | 12kg | 345 | 173 | 522 |
| | 24kg | 166 | 81 | 253 |

| 垂直安裝 Vertical Installation | | A | C |
|---|---|---|---|
| 導程 5 Lead | 5kg | 580 | 580 |
| | 11kg | 264 | 264 |
| | 17kg | 170 | 170 |
| 導程 10 Lead | 4kg | 644 | 644 |
| | 8kg | 322 | 322 |
| | 12kg | 215 | 215 |
| 導程 20 Lead | 3kg | 667 | 667 |
| | 6kg | 335 | 335 |
| | – | – | – |

## 靜態容許負載慣量 Static Loading Moment

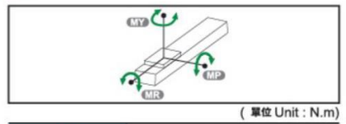


( 單位 Unit : N.m)

| | |
|---|---|
| MY | 174 |
| MP | 175 |
| MR | 153 |

※力矩表所表示的數據，代表重心。
The torque value in the chart indicate the center of gravity.
※符合型錄規範的正常使用下,保證壽命爲10000公裏.
Operation life is 10,000 km when the product is using under the specified conditions.
※倒吊使用無法套用標準規範,如有需求請洽凱我司業務.
Data information is not for ceiling-mount inverse use. Contact us for the details if you want to apply ceiling-mount inverse usage.

## 搭配步進馬達一覽表 Options of Stepper Motors

| 廠牌 Brand | 馬達記號 Mark | 煞車有無 Brake | 馬達容量 Watt | 電源電壓 AC–Voltage | 伺服馬達型號 Motor Model | 驅動器型號 Driver Model |
|---|---|---|---|---|---|---|
| 三菱 Mitsubishi | M | 無煞車 ( 水平仕様 ) No Brake ( Horizontal Type ) | 400 | 220 | HG–KR43 | MR–J4–40A |
| | | 有煞車 ( 垂直仕様 ) With Brake ( Vertical Type ) | 400 | 220 | HG–KR43B | MR–J4–40A |
| 國際 Panasonic | P | 無煞車 ( 水平仕様 ) No Brake ( Horizontal Type ) | 400 | 220 | MHMD042G1U | MBDHT2510 |
| | | 有煞車 ( 垂直仕様 ) With Brake ( Vertical Type ) | 400 | 220 | MHMD042G1V | MBDHT2510 |
| 臺達 Delta | D | 無煞車 ( 水平仕様 ) No Brake ( Horizontal Type ) | 400 | 220 | ECMA–C20604ES | ASD–B20421–B |
| | | 有煞車 ( 垂直仕様 ) With Brake ( Vertical Type ) | 400 | 220 | ECMA–C20604FS | ASD–B20421–B |

# AS135–2P 單軸/Single axis

螺杆驅動 Ball Screw Drive

## MS 馬達直聯 Motor Position

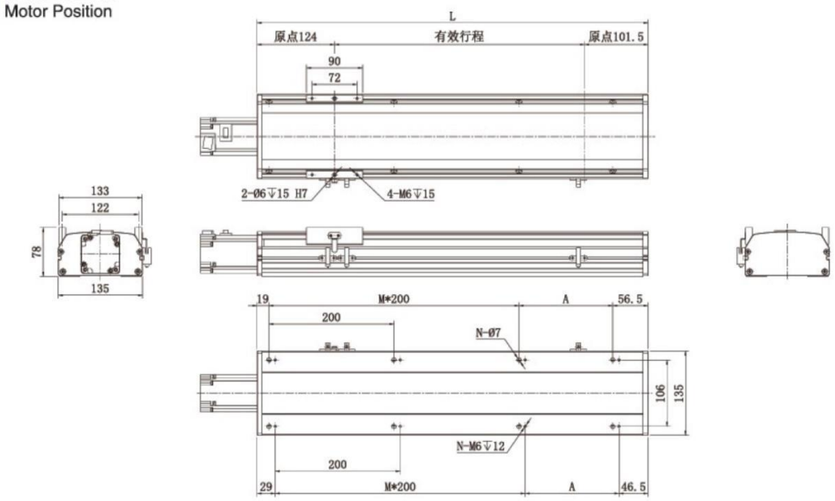


| 有效行程 Stroke | 50 | 100 | 150 | 200 | 250 | 300 | 350 | 400 | 450 | 500 | 550 | 600 | 650 | 700 | 750 | 800 | 850 | 900 | 950 | 1000 | 1050 |
|---|---|---|---|---|---|---|---|---|---|---|---|---|---|---|---|---|---|---|---|---|---|
| L | 275.5 | 325.5 | 375.5 | 425.5 | 475.5 | 525.5 | 575.5 | 625.5 | 675.5 | 725.5 | 775.5 | 825.5 | 875.5 | 925.5 | 975.5 | 1025.5 | 1075.5 | 1125.5 | 1175.5 | 1225.5 | 1275.5 |
| A | 200 | 50 | 100 | 150 | 200 | 50 | 100 | 150 | 200 | 50 | 100 | 150 | 200 | 50 | 100 | 150 | 200 | 50 | 100 | 150 | 200 |
| M | 0 | 1 | 1 | 1 | 1 | 2 | 2 | 2 | 2 | 3 | 3 | 3 | 3 | 4 | 4 | 4 | 4 | 5 | 5 | 5 | 5 |
| N | 4 | 6 | 6 | 6 | 6 | 8 | 8 | 8 | 8 | 10 | 10 | 10 | 10 | 12 | 12 | 12 | 12 | 14 | 14 | 14 | 14 |
| KG | 8.3 | 8.86 | 9.42 | 9.98 | 10.54 | 11.1 | 11.66 | 12.22 | 12.78 | 13.34 | 13.9 | 14.46 | 15.02 | 15.58 | 16.14 | 16.7 | 17.26 | 17.82 | 18.38 | 18.94 | 19.5 |

## MD 馬達下折 Motor Bottom Side

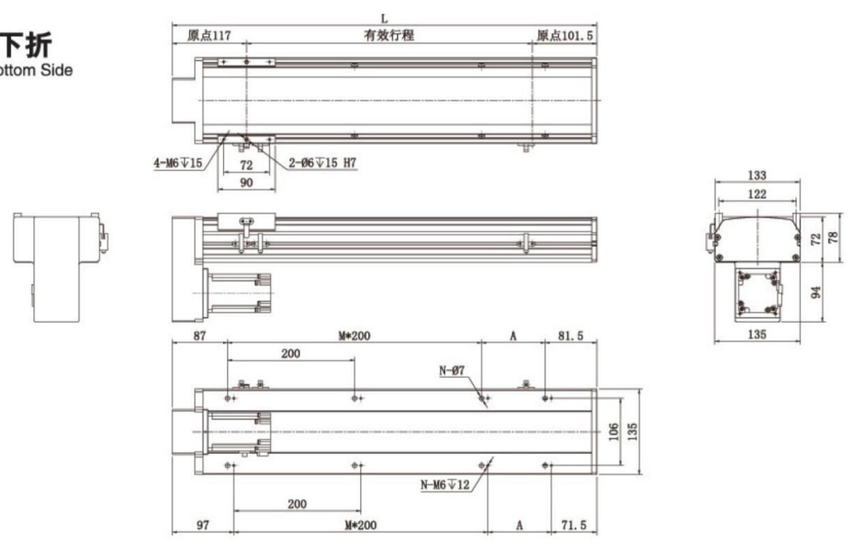


| 有效行程 Stroke | 50 | 100 | 150 | 200 | 250 | 300 | 350 | 400 | 450 | 500 | 550 | 600 | 650 | 700 | 750 | 800 | 850 | 900 | 950 | 1000 | 1050 |
|---|---|---|---|---|---|---|---|---|---|---|---|---|---|---|---|---|---|---|---|---|---|
| L | 268.5 | 318.5 | 368.5 | 418.5 | 468.5 | 518.5 | 568.5 | 618.5 | 668.5 | 718.5 | 768.5 | 818.5 | 868.5 | 918.5 | 968.5 | 1018.5 | 1068.5 | 1118.5 | 1168.5 | 1218.5 | 1268.5 |
| A | 100 | 150 | 200 | 50 | 100 | 150 | 200 | 50 | 100 | 150 | 200 | 50 | 100 | 150 | 200 | 50 | 100 | 150 | 200 | 50 | 100 |
| M | 0 | 0 | 0 | 1 | 1 | 1 | 1 | 2 | 2 | 2 | 2 | 3 | 3 | 3 | 3 | 4 | 4 | 4 | 4 | 5 | 5 |
| N | 4 | 4 | 4 | 6 | 6 | 6 | 6 | 8 | 8 | 8 | 8 | 10 | 10 | 10 | 10 | 12 | 12 | 12 | 12 | 14 | 14 |
| KG | 7.94 | 8.5 | 9.06 | 9.62 | 10.18 | 10.74 | 11.3 | 11.86 | 12.42 | 12.98 | 13.54 | 14.1 | 14.66 | 15.22 | 15.78 | 16.34 | 16.9 | 17.46 | 18.02 | 18.58 | 18.58 |





## ML 馬達左折 Motor Left Side

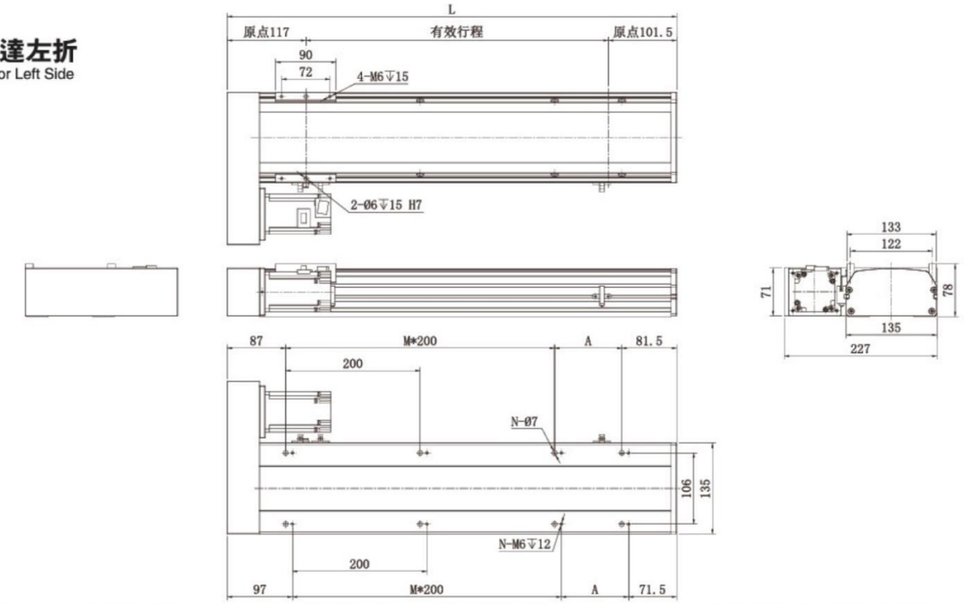


| 有效行程 Stroke | 50 | 100 | 150 | 200 | 250 | 300 | 350 | 400 | 450 | 500 | 550 | 600 | 650 | 700 | 750 | 800 | 850 | 900 | 950 | 1000 | 1050 |
|---|---|---|---|---|---|---|---|---|---|---|---|---|---|---|---|---|---|---|---|---|---|
| L | 268.5 | 318.5 | 368.5 | 418.5 | 468.5 | 518.5 | 568.5 | 618.5 | 668.5 | 718.5 | 768.5 | 818.5 | 868.5 | 918.5 | 968.5 | 1018.5 | 1068.5 | 1118.5 | 1168.5 | 1218.5 | 1268.5 |
| A | 100 | 150 | 200 | 50 | 100 | 150 | 200 | 50 | 100 | 150 | 200 | 50 | 100 | 150 | 200 | 50 | 100 | 150 | 200 | 50 | 100 |
| M | 0 | 0 | 0 | 1 | 1 | 1 | 1 | 2 | 2 | 2 | 2 | 3 | 3 | 3 | 3 | 4 | 4 | 4 | 4 | 5 | 5 |
| N | 4 | 4 | 4 | 6 | 6 | 6 | 6 | 8 | 8 | 8 | 8 | 10 | 10 | 10 | 10 | 12 | 12 | 12 | 12 | 14 | 14 |
| KG | 7.94 | 8.5 | 9.06 | 9.62 | 10.18 | 10.74 | 11.3 | 11.86 | 12.42 | 12.98 | 13.54 | 14.1 | 14.66 | 15.22 | 15.78 | 16.34 | 16.9 | 17.46 | 18.02 | 18.58 | 18.58 |

## MR 馬達右折 Motor Right Side

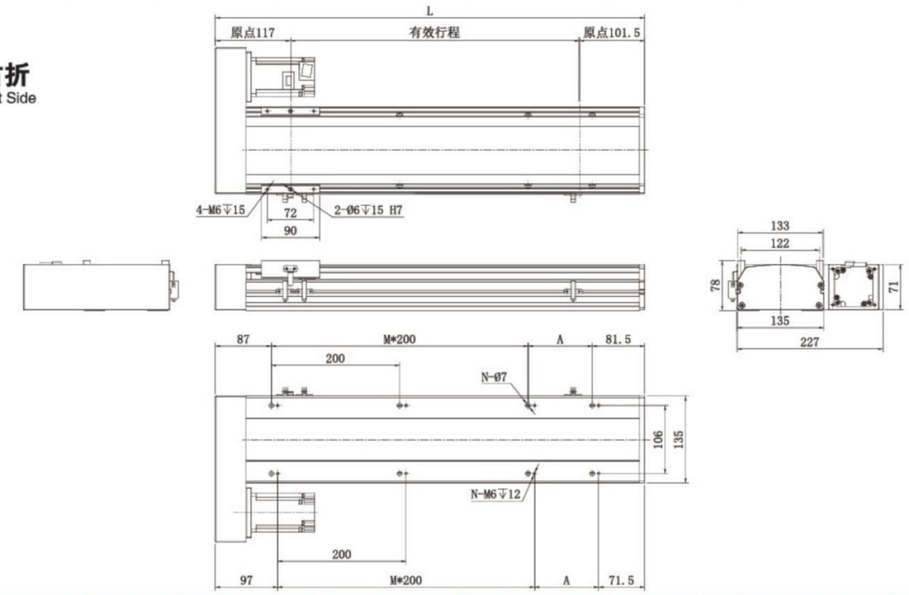


| 有效行程 Stroke | 50 | 100 | 150 | 200 | 250 | 300 | 350 | 400 | 450 | 500 | 550 | 600 | 650 | 700 | 750 | 800 | 850 | 900 | 950 | 1000 | 1050 |
|---|---|---|---|---|---|---|---|---|---|---|---|---|---|---|---|---|---|---|---|---|---|
| L | 268.5 | 318.5 | 368.5 | 418.5 | 468.5 | 518.5 | 568.5 | 618.5 | 668.5 | 718.5 | 768.5 | 818.5 | 868.5 | 918.5 | 968.5 | 1018.5 | 1068.5 | 1118.5 | 1168.5 | 1218.5 | 1268.5 |
| A | 100 | 150 | 200 | 50 | 100 | 150 | 200 | 50 | 100 | 150 | 200 | 50 | 100 | 150 | 200 | 50 | 100 | 150 | 200 | 50 | 100 |
| M | 0 | 0 | 0 | 1 | 1 | 1 | 1 | 2 | 2 | 2 | 2 | 3 | 3 | 3 | 3 | 4 | 4 | 4 | 4 | 5 | 5 |
| N | 4 | 4 | 4 | 6 | 6 | 6 | 6 | 8 | 8 | 8 | 8 | 10 | 10 | 10 | 10 | 12 | 12 | 12 | 12 | 14 | 14 |
| KG | 7.94 | 8.5 | 9.06 | 9.62 | 10.18 | 10.74 | 11.3 | 11.86 | 12.42 | 12.98 | 13.54 | 14.1 | 14.66 | 15.22 | 15.78 | 16.34 | 16.9 | 17.46 | 18.02 | 18.58 | 18.58 |

# AS135–4P 單軸/Single axis

螺杆驅動
Ball Screw Drive



此圖僅供參考，出貨規格詳見尺寸圖面
The picture is just for the reference. Please check the the actual dimensions on the drawing.

| 最大行程 Maximum Stroke | 1050mm | 最大速度 Maximum Speed | 1000mm/s | 馬達容量 Motor Output | 400w | 滾珠螺杆 Ball Screw | ø 16mm | 直綫滑軌 Linear Guide | 15x12.5–2支 |
|---|---|---|---|---|---|---|---|---|---|

## 型號表示方式 Ordering Method

AS135–4P – L10 – 500 – MS – M40 – P3

本體型號
Moedel

■螺杆導程
Ball Screw Lead

| | |
|---|---|
| 05 | 05mm |
| 10 | 10mm |
| 20 | 20mm |

■行程
Stroke

50–1050mm
50間隔 50mm Pitch

■馬達位置
Motor Position

| | |
|---|---|
| MS | 馬達直聯 Motor Position |
| ML | 馬達左折 Motor Left Side |
| MR | 馬達右折 Motor Right Side |
| MD | 馬達下折 Motor Bottom Side |

■馬達廠牌
Motor Brand

| | | | |
|---|---|---|---|
| M | 三菱 Mitsubishi | 10 | – |
| P | 松下 Matsushita | 20 | – |
| Y | 安川 Yaskawa | 40 | 400w |
| D | 臺達 Delta | 75 | – |

※若無煞車則不表示.※If No Brake,No Description

■限位傳感器數量
Photoelectric Sensor

| | |
|---|---|
| P1 | 1衹 1PCS |
| P2 | 2衹 2PCS |
| P3 | 3衹 3PCS |

※未標記：無No ※ Mark：No Sensor





## 基本仕樣 Specification

| | | | | | |
|---|---|---|---|---|---|
| 規格 Spec | 位置重復精度 Repeatability (mm) | | ±0.01 | | |
| | 螺杆導程 Ball Screw Lead (mm) | | 5 | 10 | 20 |
| | 最高速度 Maximum Speed (mm/s) | | 250 | 500 | 1000 |
| | 最大可搬重量 Maximum Payload | 水平使用 Horizontal (kg) | 110 | 88 | 40 |
| | | 垂直使用 Vertical (kg) | 30 | 22 | 10 |
| | 定格推力 Rated Thrust (N) | | 1388 | 694 | 347 |
| | 標準行程 Stroke Pitch (mm) | | 50–800mm/50間隔 50 mm Pitch | | |
| 部品 Parts | AC伺服馬達容量 Maximum Static Torque (N.m.) | | 400 | | |
| | 滾珠螺杆外徑 Ball Screw Ø (mm) | | C7 ϕ 16 | | |
| | 高剛性直綫滑軌 High Rigidity Linear Guide (mm) | | W15xH12.5 | | |
| | 原點感應器 Home Sensor | 外挂 Outside | EE–SX672 ( NPN ) | | |

※行程超過600時，會產生螺杆偏擺，此時請將速度調降.
※When the stroke is over 600mm,the run–out–of the ballscrew will occur We recommend to low down the working speed under this circumstances.

※馬達加減速設定0.2秒
Acceleration and deacceleration value is set 0.2 second.

## 感應器接線圖<原點及端點> Sensor Layout

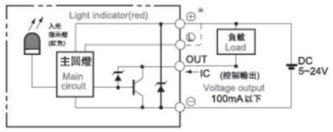


## 容許負載力距表 Allowable Overhang

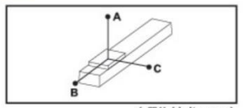


( 單位 Unit : mm)

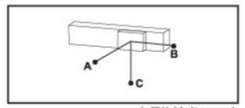


( 單位 Unit : mm)

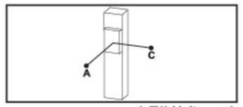


( 單位 Unit : mm)

| 水平安裝 Horizontal Installation | | A | B | C |
|---|---|---|---|---|
| 導程 5 Lead | 60kg | 2512 | 242 | 232 |
| | 80kg | 1811 | 172 | 164 |
| | 110kg | 1284 | 114 | 108 |
| 導程 10 Lead | 30kg | 2727 | 470 | 430 |
| | 50kg | 1577 | 266 | 242 |
| | 88kg | 854 | 134 | 122 |
| 導程 20 Lead | 10kg | 2304 | 1222 | 1028 |
| | 22kg | 1443 | 540 | 451 |
| | 40kg | 860 | 277 | 233 |

| 壁挂安裝 Wall Installation | | A | B | C |
|---|---|---|---|---|
| 導程 5 Lead | 55kg | 257 | 269 | 2883 |
| | 75kg | 178 | 186 | 2000 |
| | 110kg | 108 | 114 | 1284 |
| 導程 10 Lead | 35kg | 363 | 395 | 2368 |
| | 55kg | 218 | 238 | 1445 |
| | 88kg | 123 | 134 | 854 |
| 導程 20 Lead | 12kg | 854 | 1019 | 2552 |
| | 20kg | 500 | 596 | 1588 |
| | 40kg | 233 | 277 | 860 |

| 垂直安裝 Vertical Installation | | A | C |
|---|---|---|---|
| 導程 5 Lead | 15kg | 1118 | 1118 |
| | 22kg | 770 | 770 |
| | 33kg | 513 | 513 |
| 導程 10 Lead | 10kg | 1500 | 1500 |
| | 14kg | 1072 | 1072 |
| | 22kg | 682 | 682 |
| 導程 20 Lead | 7kg | 1700 | 1700 |
| | 10kg | 1188 | 1188 |
| | – | – | – |

## 靜態容許負載慣量 Static Loading Moment

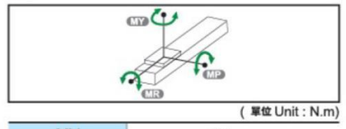


( 單位 Unit : N.m)

| | |
|---|---|
| MY | 551 |
| MP | 552 |
| MR | 485 |

※力矩表所表示的數據，代表重心。
The torque value in the chart indicate the center of gravity.
※符合型錄規範的正常使用下,保證壽命爲10000公裏.
Operation life is 10,000 km when the product is using under the specified conditions.
※倒吊使用無法套用標準規範,如有需求請洽凱我司業務.
Data information is not for ceiling-mount inverse use. Contact us for the details if you want to apply ceiling-mount inverse usage.

## 搭配步進馬達一覽表 Options of Stepper Motors

| 廠牌 Brand | 馬達記號 Mark | 煞車有無 Brake | 馬達容量 Watt | 電源電壓 AC–Voltage | 伺服馬達型號 Motor Model | 驅動器型號 Driver Model |
|---|---|---|---|---|---|---|
| 三菱 Mitsubishi | M | 無煞車（水平仕樣） No Brake ( Horizontal Type ) | 400 | 220 | HG–KR43 | MR–J4–40A |
| | | 有煞車（垂直仕樣） With Brake ( Vertical Type ) | 400 | 220 | HG–KR43B | MR–J4–40A |
| 國際 Panasonic | P | 無煞車（水平仕樣） No Brake ( Horizontal Type ) | 400 | 220 | MHMD042G1U | MBDHT2510 |
| | | 有煞車（垂直仕樣） With Brake ( Vertical Type ) | 400 | 220 | MHMD042G1V | MBDHT2510 |
| 臺達 Delta | D | 無煞車（水平仕樣） No Brake ( Horizontal Type ) | 400 | 220 | ECMA–C20604ES | ASD–B20421–B |
| | | 有煞車（垂直仕樣） With Brake ( Vertical Type ) | 400 | 220 | ECMA–C20604FS | ASD–B20421–B |

# AS135-4P 單軸/Single axis

螺杆驅動 Ball Screw Drive

## MS 馬達直聯 Motor Position

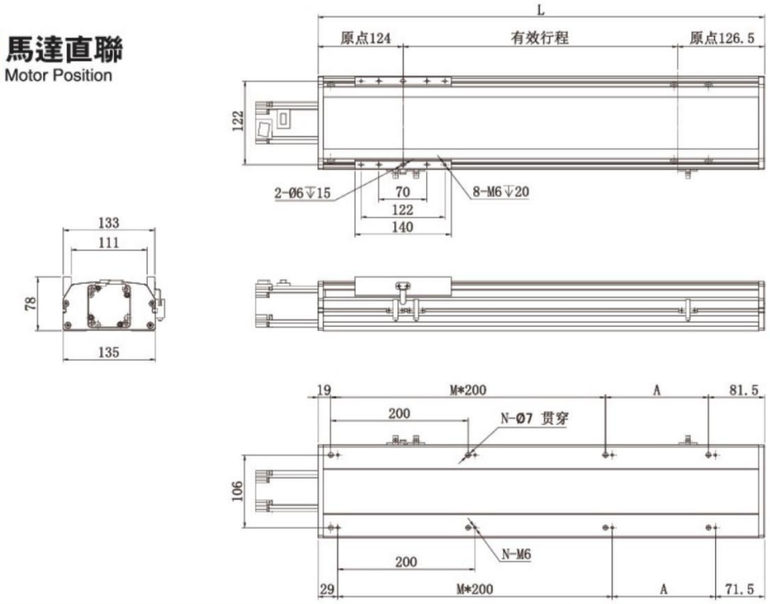


| 有效行程 Stroke | 50 | 100 | 150 | 200 | 250 | 300 | 350 | 400 | 450 | 500 | 550 | 600 | 650 | 700 | 750 | 800 | 850 | 900 | 950 | 1000 | 1050 |
|---|---|---|---|---|---|---|---|---|---|---|---|---|---|---|---|---|---|---|---|---|---|
| L | 300.5 | 350.5 | 400.5 | 450.5 | 500.5 | 550.5 | 600.5 | 650.5 | 700.5 | 750.5 | 800.5 | 850.5 | 900.5 | 950.5 | 1000.5 | 1050.5 | 1100.5 | 1150.5 | 1200.5 | 1250.5 | 1300.5 |
| A | 200 | 50 | 100 | 150 | 200 | 50 | 100 | 150 | 200 | 50 | 100 | 150 | 200 | 50 | 100 | 150 | 200 | 50 | 100 | 150 | 200 |
| M | 0 | 1 | 1 | 1 | 1 | 2 | 2 | 2 | 2 | 3 | 3 | 3 | 3 | 4 | 4 | 4 | 4 | 5 | 5 | 5 | 5 |
| N | 4 | 6 | 6 | 6 | 6 | 8 | 8 | 8 | 8 | 10 | 10 | 10 | 10 | 12 | 12 | 12 | 12 | 14 | 14 | 14 | 14 |
| KG | 8.75 | 9.3 | 9.85 | 10.4 | 10.95 | 11.5 | 12.05 | 12.6 | 13.15 | 13.7 | 14.25 | 14.8 | 15.35 | 15.9 | 16.45 | 17 | 17.55 | 18.1 | 18.65 | 19.2 | 19.75 |

## MD 馬達下折 Motor Bottom Side

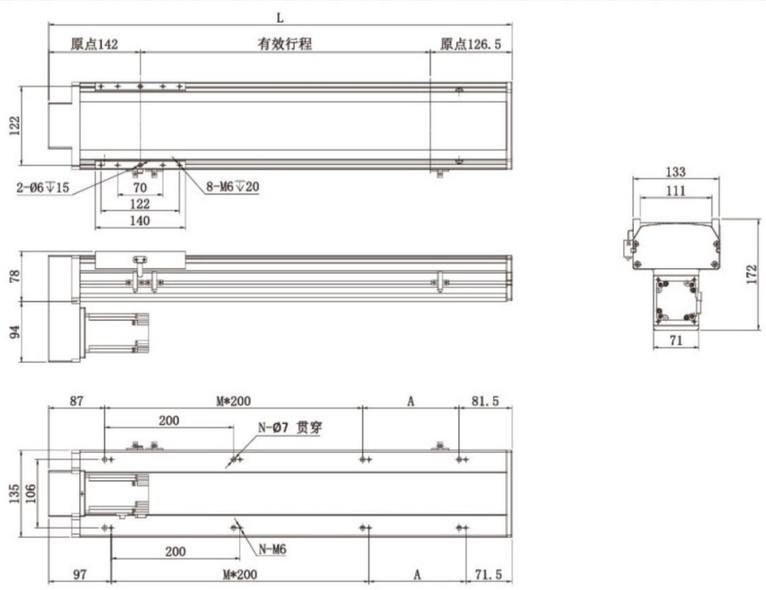


| 有效行程 Stroke | 50 | 100 | 150 | 200 | 250 | 300 | 350 | 400 | 450 | 500 | 550 | 600 | 650 | 700 | 750 | 800 | 850 | 900 | 950 | 1000 | 1050 |
|---|---|---|---|---|---|---|---|---|---|---|---|---|---|---|---|---|---|---|---|---|---|
| L | 318.5 | 368.5 | 418.5 | 468.5 | 518.5 | 568.5 | 618.5 | 668.5 | 718.5 | 768.5 | 818.5 | 868.5 | 918.5 | 968.5 | 1018.5 | 1068.5 | 1118.5 | 1168.5 | 1218.5 | 1268.5 | 1318.5 |
| A | 150 | 200 | 50 | 100 | 150 | 200 | 50 | 100 | 150 | 200 | 50 | 100 | 150 | 200 | 50 | 100 | 150 | 200 | 50 | 100 | 150 |
| M | 0 | 0 | 1 | 1 | 1 | 1 | 2 | 2 | 2 | 2 | 3 | 3 | 3 | 3 | 4 | 4 | 4 | 4 | 5 | 5 | 5 |
| N | 4 | 4 | 6 | 6 | 6 | 6 | 8 | 8 | 8 | 8 | 10 | 10 | 10 | 10 | 12 | 12 | 12 | 12 | 14 | 14 | 14 |
| KG | 9.4 | 9.94 | 10.48 | 11.02 | 11.56 | 12.1 | 12.64 | 13.18 | 13.72 | 14.26 | 14.8 | 15.34 | 15.88 | 16.42 | 16.96 | 17.5 | 18.04 | 18.58 | 19.12 | 19.66 | 20.2 |



螺杆驅動 Ball Screw Drive

## ML 馬達左折 Motor Left Side

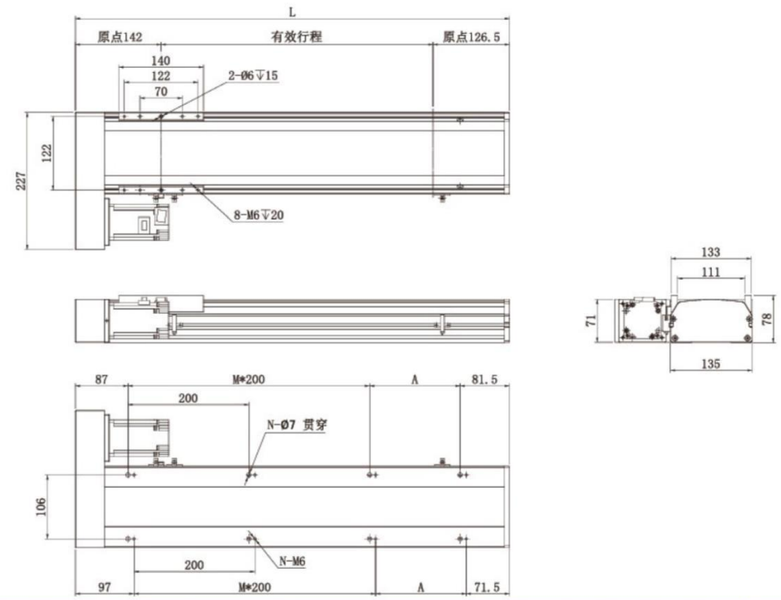


| 有效行程 Stroke | 50 | 100 | 150 | 200 | 250 | 300 | 350 | 400 | 450 | 500 | 550 | 600 | 650 | 700 | 750 | 800 | 850 | 900 | 950 | 1000 | 1050 |
|---|---|---|---|---|---|---|---|---|---|---|---|---|---|---|---|---|---|---|---|---|---|
| L | 318.5 | 368.5 | 418.5 | 468.5 | 518.5 | 568.5 | 618.5 | 668.5 | 718.5 | 768.5 | 818.5 | 868.5 | 918.5 | 968.5 | 1018.5 | 1068.5 | 1118.5 | 1168.5 | 1218.5 | 1268.5 | 1318.5 |
| A | 150 | 200 | 50 | 100 | 150 | 200 | 50 | 100 | 150 | 200 | 50 | 100 | 150 | 200 | 50 | 100 | 150 | 200 | 50 | 100 | 150 |
| M | 0 | 0 | 1 | 1 | 1 | 1 | 2 | 2 | 2 | 2 | 3 | 3 | 3 | 3 | 4 | 4 | 4 | 4 | 5 | 5 | 5 |
| N | 4 | 4 | 6 | 6 | 6 | 6 | 8 | 8 | 8 | 8 | 10 | 10 | 10 | 10 | 12 | 12 | 12 | 12 | 14 | 14 | 14 |
| KG | 9.4 | 9.94 | 10.48 | 11.02 | 11.56 | 12.1 | 12.64 | 13.18 | 13.72 | 14.26 | 14.8 | 15.34 | 15.88 | 16.42 | 16.96 | 17.5 | 18.04 | 18.58 | 19.12 | 19.66 | 20.2 |

## MR 馬達右折 Motor Right Side

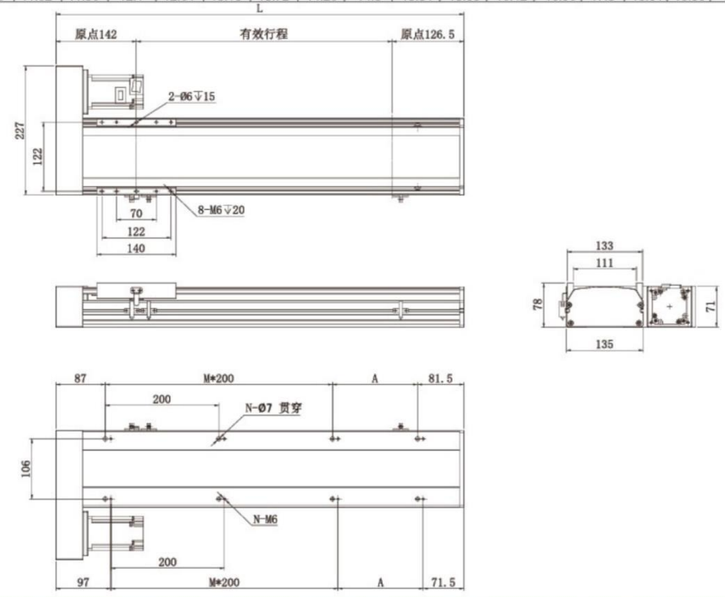


| 有效行程 Stroke | 50 | 100 | 150 | 200 | 250 | 300 | 350 | 400 | 450 | 500 | 550 | 600 | 650 | 700 | 750 | 800 | 850 | 900 | 950 | 1000 | 1050 |
|---|---|---|---|---|---|---|---|---|---|---|---|---|---|---|---|---|---|---|---|---|---|
| L | 318.5 | 368.5 | 418.5 | 468.5 | 518.5 | 568.5 | 618.5 | 668.5 | 718.5 | 768.5 | 818.5 | 868.5 | 918.5 | 968.5 | 1018.5 | 1068.5 | 1118.5 | 1168.5 | 1218.5 | 1268.5 | 1318.5 |
| A | 150 | 200 | 50 | 100 | 150 | 200 | 50 | 100 | 150 | 200 | 50 | 100 | 150 | 200 | 50 | 100 | 150 | 200 | 50 | 100 | 150 |
| M | 0 | 0 | 1 | 1 | 1 | 1 | 2 | 2 | 2 | 2 | 3 | 3 | 3 | 3 | 4 | 4 | 4 | 4 | 5 | 5 | 5 |
| N | 4 | 4 | 6 | 6 | 6 | 6 | 8 | 8 | 8 | 8 | 10 | 10 | 10 | 10 | 12 | 12 | 12 | 12 | 14 | 14 | 14 |
| KG | 9.4 | 9.94 | 10.48 | 11.02 | 11.56 | 12.1 | 12.64 | 13.18 | 13.72 | 14.26 | 14.8 | 15.34 | 15.88 | 16.42 | 16.96 | 17.5 | 18.04 | 18.58 | 19.12 | 19.66 | 20.2 |

# AS170–4P 單軸/Single axis

螺杆驅動
Ball Screw Drive





此圖僅供參考，出貨規格詳見尺寸圖面
The picture is just for the reference. Please check the the actual dimensions on the drawing.

| 最大行程 Maximum Stroke | 1250mm | 最大速度 Maximum Speed | 1000mm/s | 馬達容量 Motor Output | 750w | 滾珠螺杆 Ball Screw | ø 20mm | 直綫滑軌 Linear Guide | 20x15–2支 |
|---|---|---|---|---|---|---|---|---|---|

## 型號表示方式 Ordering Method

**AS170–4P – L10 – 500 – MS – M75 – P3**

本體型號
Moedel

■螺杆導程
Ball Screw Lead

| | |
|---|---|
| 05 | 05mm |
| 10 | 10mm |
| 20 | 20mm |

■行程
Stroke

50–1050mm
50間隔 50mm Pitch

■馬達位置
Motor Position

| | |
|---|---|
| MS | 馬達直聯 Motor Position |
| ML | 馬達左折 Motor Left Side |
| MR | 馬達右折 Motor Right Side |
| MD | 馬達下折 Motor Bottom Side |

■馬達廠牌
Motor Brand

| | | | |
|---|---|---|---|
| M | 三菱 Mitsubishi | 10 | – |
| P | 松下 Matsushita | 20 | – |
| Y | 安川 Yaskawa | 40 | – |
| D | 臺達 Delta | 75 | 750w |

※若無煞車則不表示.※If No Brake,No Description

■限位傳感器數量
Photoelectric Sensor

| | |
|---|---|
| P1 | 1祇 1PCS |
| P2 | 2祇 2PCS |
| P3 | 3祇 3PCS |

※未標記：無No ※ Mark：No Sensor





## 基本仕樣 Specification

| | | | | | |
|---|---|---|---|---|---|
| 規格 Spec | 位置重復精度 Repeatability (mm) | | ±0.01 | | |
| | 螺杆導程 Ball Screw Lead (mm) | | 5 | 10 | 20 |
| | 最高速度 Maximum Speed (mm/s) | | 250 | 500 | 1000 |
| | 最大可搬重量 Maximum Payload | 水平使用 Horizontal (kg) | 120 | 120 | 83 |
| | | 垂直使用 Vertical (kg) | 50 | 40 | 25 |
| | 定格推力 Rated Thrust (N) | | 2563 | 1281 | 640 |
| | 標準行程 Stroke Pitch (mm) | | 50–800mm/50間隔 50 mm Pitch | | |
| 部品 Parts | AC伺服馬達容量 Maximum Static Torque (N.m.) | | 750 | | |
| | 滾珠螺杆外徑 Ball Screw Ø (mm) | | C7 ϕ 20 | | |
| | 高剛性直綫滑軌 High Rigidity Linear Guide (mm) | | W20xH15 | | |
| | 原點感應器 Home Sensor | 外挂 Outside | EE–SX672 ( NPN ) | | |

※行程超過600時，會產生螺杆偏擺，此時請將速度調降.
※When the stroke is over 600mm,the run–out–of the ballscrew will occur We recommend to low down the working speed under this circumstances.

※馬達加減速設定0.2秒
Acceleration and deacceleration value is set 0.2 second.

## 感應器接線圖<原點及端點> Sensor Layout

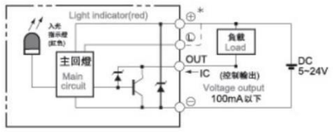


## 容許負載力距表 Allowable Overhang

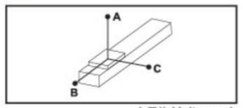


( 單位 Unit : mm)

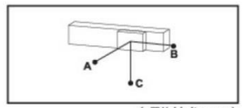


( 單位 Unit : mm)

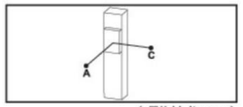


( 單位 Unit : mm)

| 水平安裝 Horizontal Installation | | A | B | C |
|---|---|---|---|---|
| 導程 5 Lead | 70kg | 3235 | 349 | 408 |
| | 90kg | 2482 | 263 | 306 |
| | 120kg | 1861 | 187 | 218 |
| 導程 10 Lead | 65kg | 1911 | 338 | 373 |
| | 85kg | 1445 | 248 | 276 |
| | 120kg | 1000 | 164 | 182 |
| 導程 20 Lead | 35kg | 1666 | 547 | 538 |
| | 55kg | 1030 | 331 | 328 |
| | 83kg | 654 | 206 | 204 |

| 壁挂安裝 Wall Installation | | A | B | C |
|---|---|---|---|---|
| 導程 5 Lead | 75kg | 377 | 322 | 2988 |
| | 95kg | 288 | 246 | 2333 |
| | 120kg | 218 | 187 | 1850 |
| 導程 10 Lead | 60kg | 408 | 368 | 2092 |
| | 80kg | 296 | 266 | 1554 |
| | 120kg | 182 | 164 | 1002 |
| 導程 20 Lead | 30kg | 633 | 644 | 1961 |
| | 50kg | 365 | 369 | 1143 |
| | 83kg | 204 | 206 | 656 |

| 垂直安裝 Vertical Installation | | A | C |
|---|---|---|---|
| 導程 5 Lead | 20kg | 1368 | 1368 |
| | 30kg | 911 | 911 |
| | 50kg | 546 | 546 |
| 導程 10 Lead | 15kg | 1618 | 1618 |
| | 25kg | 970 | 970 |
| | 40kg | 607 | 607 |
| 導程 20 Lead | 10kg | 1922 | 1922 |
| | 14kg | 1377 | 1377 |
| | 25kg | 769 | 769 |

## 靜態容許負載慣量 Static Loading Moment

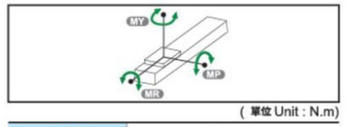


( 單位 Unit : N.m)

| | |
|---|---|
| MY | 1032 |
| MP | 1034 |
| MR | 908 |

※力矩表所表示的數據，代表重心。
The torque value in the chart indicate the center of gravity.
※符合型錄規範的正常使用下,保證壽命爲10000公裏.
Operation life is 10,000 km when the product is using under the specified conditions.
※倒吊使用無法套用標準規範,如有需求請洽凱我司業務.
Data information is not for ceiling-mount inverse use. Contact us for the details if you want to apply ceiling-mount inverse usage.

## 搭配步進馬達一覽表 Options of Stepper Motors

| 廠牌 Brand | 馬達記號 Mark | 煞車有無 Brake | 馬達容量 Watt | 電源電壓 AC–Voltage | 伺服馬達型號 Motor Model | 驅動器型號 Driver Model |
|---|---|---|---|---|---|---|
| 三菱 Mitsubishi | M | 無煞車（水平仕樣） No Brake ( Horizontal Type ) | 750 | 220 | HG–KR73 | MR–J4–70A |
| | | 有煞車（垂直仕樣） With Brake ( Vertical Type ) | 750 | 220 | HG–KR73B | MR–J4–70A |
| 國際 Panasonic | P | 無煞車（水平仕樣） No Brake ( Horizontal Type ) | 750 | 220 | MHMD082G1U | MCDHT3520 |
| | | 有煞車（垂直仕樣） With Brake ( Vertical Type ) | 750 | 220 | MHMD082G1V | MCDHT3520 |
| 臺達 Delta | D | 無煞車（水平仕樣） No Brake ( Horizontal Type ) | 750 | 220 | ECMA–C20807ES | ASD–B20721–B |
| | | 有煞車（垂直仕樣） With Brake ( Vertical Type ) | 750 | 220 | ECMA–C20807FS | ASD–B20721–B |

# AS170–4P 單軸/Single axis

螺杆驅動 Ball Screw Drive

## MS 馬達直聯 Motor Position

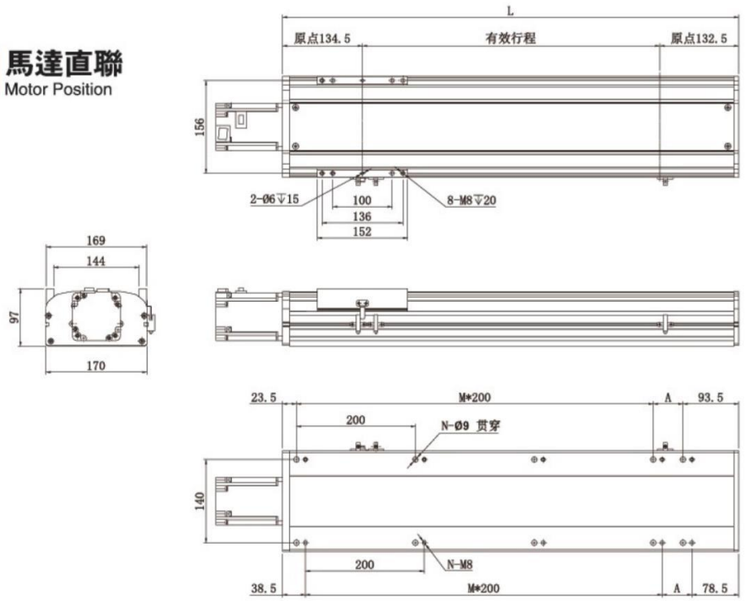


| 有效行程 Stroke | 50 | 100 | 150 | 200 | 250 | 300 | 350 | 400 | 450 | 500 | 550 | 600 | 650 | 700 | 750 | 800 | 850 | 900 | 950 | 1000 | 1050 | 1100 | 1150 | 1200 | 1250 |
|---|---|---|---|---|---|---|---|---|---|---|---|---|---|---|---|---|---|---|---|---|---|---|---|---|---|
| L | 317 | 367 | 417 | 467 | 517 | 567 | 617 | 667 | 717 | 767 | 817 | 867 | 917 | 967 | 1017 | 1067 | 1117 | 1167 | 1217 | 1267 | 1317 | 1367 | 1417 | 1467 | 1517 |
| A | 200 | 50 | 100 | 150 | 200 | 50 | 100 | 150 | 200 | 50 | 100 | 150 | 200 | 50 | 100 | 150 | 200 | 50 | 100 | 150 | 200 | 50 | 100 | 150 | 200 |
| M | 0 | 1 | 1 | 1 | 1 | 2 | 2 | 2 | 2 | 3 | 3 | 3 | 3 | 4 | 4 | 4 | 4 | 5 | 5 | 5 | 5 | 6 | 6 | 6 | 6 |
| N | 4 | 6 | 6 | 6 | 6 | 8 | 8 | 8 | 8 | 10 | 10 | 10 | 10 | 12 | 12 | 12 | 12 | 14 | 14 | 14 | 14 | 16 | 16 | 16 | 16 |
| KG | 9.61 | 10.02 | 10.79 | 11.57 | 12.34 | 13.11 | 13.88 | 14.65 | 15.42 | 16.19 | 16.96 | 17.73 | 18.5 | 19.28 | 20.05 | 20.82 | 21.59 | 22.36 | 23.13 | 23.9 | 24.67 | 25.44 | 26.21 | 26.98 | 27.75 |

## MD 馬達下折 Motor Bottom Side

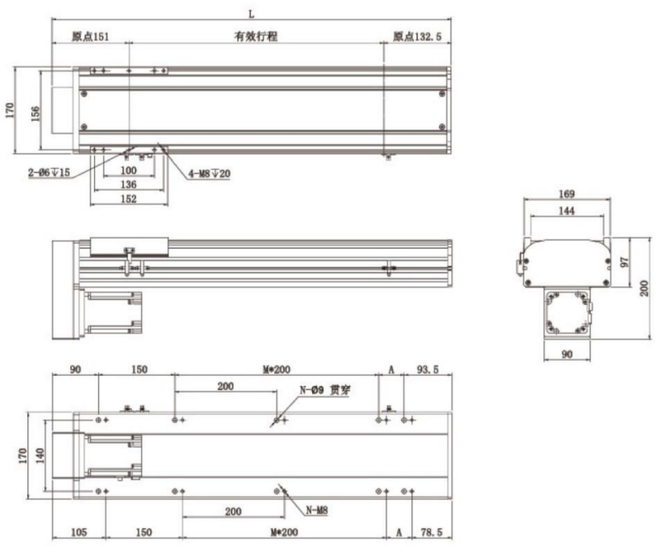


| 有效行程 Stroke | 100 | 150 | 200 | 250 | 300 | 350 | 400 | 450 | 500 | 550 | 600 | 650 | 700 | 750 | 800 | 850 | 900 | 950 | 1000 | 1050 | 1100 | 1150 | 1200 | 1250 |
|---|---|---|---|---|---|---|---|---|---|---|---|---|---|---|---|---|---|---|---|---|---|---|---|---|
| L | 383.5 | 433.5 | 483.5 | 533.5 | 583.5 | 633.5 | 683.5 | 733.5 | 783.5 | 833.5 | 883.5 | 933.5 | 983.5 | 1033.5 | 1083.5 | 1133.5 | 1183.5 | 1233.5 | 1283.5 | 1333.5 | 1383.5 | 1433.5 | 1483.5 | 1533.5 |
| A | 50 | 100 | 150 | 200 | 50 | 100 | 150 | 200 | 50 | 100 | 150 | 200 | 50 | 100 | 150 | 200 | 50 | 100 | 150 | 200 | 50 | 100 | 150 | 200 |
| M | 0 | 0 | 0 | 0 | 1 | 1 | 1 | 1 | 2 | 2 | 2 | 2 | 3 | 3 | 3 | 3 | 4 | 4 | 4 | 4 | 5 | 5 | 5 | 5 |
| N | 6 | 6 | 6 | 6 | 8 | 8 | 8 | 8 | 10 | 10 | 10 | 10 | 12 | 12 | 12 | 12 | 14 | 14 | 14 | 14 | 16 | 16 | 16 | 16 |
| KG | 11.8 | 12.6 | 13.4 | 14.2 | 14.9 | 15.7 | 16.5 | 17.3 | 18 | 18.8 | 19.6 | 20.4 | 21.1 | 21.9 | 22.7 | 23.5 | 24.2 | 25 | 25.8 | 26.6 | 27.4 | 28.2 | 29 | 29.8 |





螺杆驅動 Ball Screw Drive

## ML 馬達左折 Motor Left Side

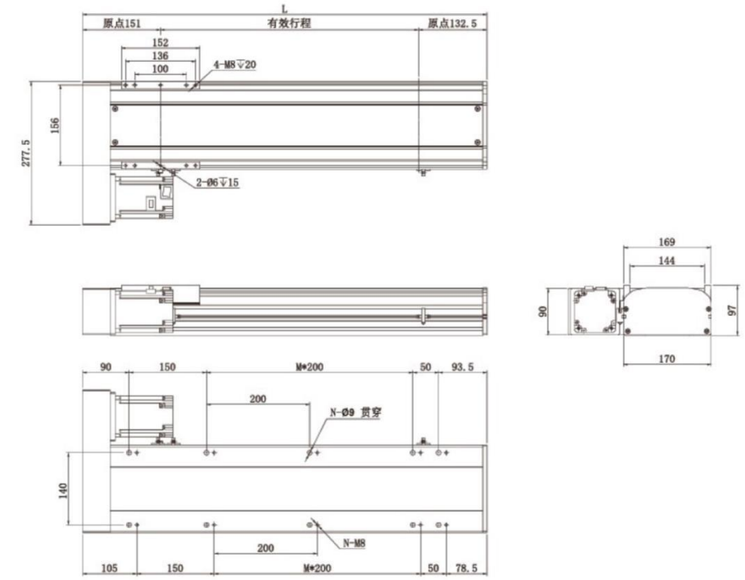


| 有效行程 Stroke | 50 | 100 | 150 | 200 | 250 | 300 | 350 | 400 | 450 | 500 | 550 | 600 | 650 | 700 | 750 | 800 | 850 | 900 | 950 | 1000 | 1050 | 1100 | 1150 | 1200 | 1250 |
|---|---|---|---|---|---|---|---|---|---|---|---|---|---|---|---|---|---|---|---|---|---|---|---|---|---|
| L | 333.5 | 383.5 | 433.5 | 483.5 | 533.5 | 583.5 | 633.5 | 683.5 | 733.5 | 783.5 | 833.5 | 883.5 | 933.5 | 983.5 | 1033.5 | 1083.5 | 1133.5 | 1183.5 | 1233.5 | 1283.5 | 1333.5 | 1383.5 | 1433.5 | 1483.5 | 1533.5 |
| A | 200 | 50 | 100 | 150 | 200 | 50 | 100 | 150 | 200 | 50 | 100 | 150 | 200 | 50 | 100 | 100 | 200 | 50 | 100 | 150 | 200 | 50 | 100 | 150 | 200 |
| M | 0 | 0 | 0 | 0 | 0 | 1 | 1 | 1 | 1 | 2 | 2 | 2 | 2 | 3 | 3 | 3 | 3 | 4 | 4 | 4 | 4 | 5 | 5 | 5 | 5 |
| N | 4 | 6 | 6 | 6 | 6 | 8 | 8 | 8 | 8 | 10 | 10 | 10 | 10 | 12 | 12 | 12 | 12 | 14 | 14 | 14 | 14 | 16 | 16 | 16 | 16 |
| KG | 9.53 | 10.3 | 11.07 | 11.84 | 12.61 | 13.38 | 14.15 | 14.92 | 15.69 | 16.47 | 17.24 | 18.01 | 18.78 | 19.55 | 20.32 | 21.09 | 21.86 | 22.63 | 23.4 | 24.18 | 24.95 | 25.72 | 26.49 | 27.26 | 28.03 |

## MR 馬達右折 Motor Right Side

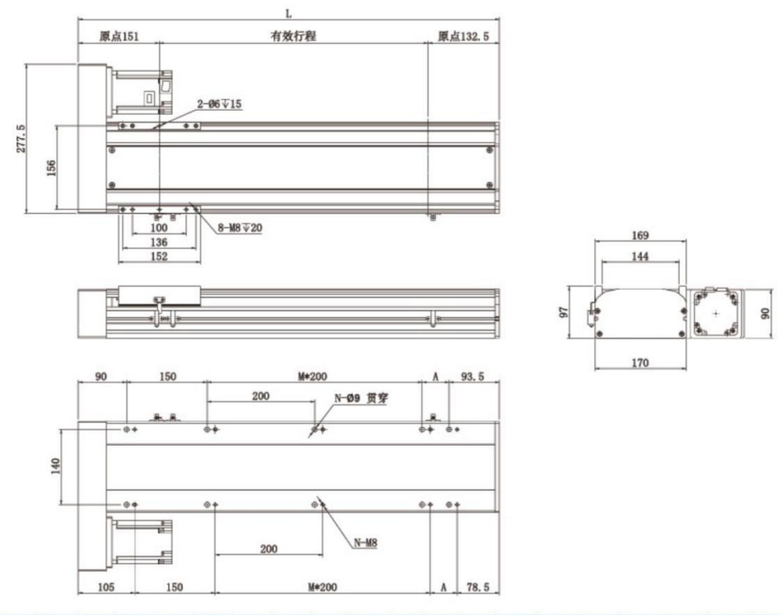


| 有效行程 Stroke | 50 | 100 | 150 | 200 | 250 | 300 | 350 | 400 | 450 | 500 | 550 | 600 | 650 | 700 | 750 | 800 | 850 | 900 | 950 | 1000 | 1050 | 1100 | 1150 | 1200 | 1250 |
|---|---|---|---|---|---|---|---|---|---|---|---|---|---|---|---|---|---|---|---|---|---|---|---|---|---|
| L | 333.5 | 383.5 | 433.5 | 483.5 | 533.5 | 583.5 | 633.5 | 683.5 | 733.5 | 783.5 | 833.5 | 883.5 | 933.5 | 983.5 | 1033.5 | 1083.5 | 1133.5 | 1183.5 | 1233.5 | 1283.5 | 1333.5 | 1383.5 | 1433.5 | 1483.5 | 1533.5 |
| A | 200 | 50 | 100 | 150 | 200 | 50 | 100 | 150 | 200 | 50 | 100 | 150 | 200 | 50 | 100 | 100 | 200 | 50 | 100 | 150 | 200 | 50 | 100 | 150 | 200 |
| M | 0 | 0 | 0 | 0 | 0 | 1 | 1 | 1 | 1 | 2 | 2 | 2 | 2 | 3 | 3 | 3 | 3 | 4 | 4 | 4 | 4 | 5 | 5 | 5 | 5 |
| N | 4 | 6 | 6 | 6 | 6 | 8 | 8 | 8 | 8 | 10 | 10 | 10 | 10 | 12 | 12 | 12 | 12 | 14 | 14 | 14 | 14 | 16 | 16 | 16 | 16 |
| KG | 9.53 | 10.3 | 11.07 | 11.84 | 12.61 | 13.38 | 14.15 | 14.92 | 15.69 | 16.47 | 17.24 | 18.01 | 18.78 | 19.55 | 20.32 | 21.09 | 21.86 | 22.63 | 23.4 | 24.18 | 24.95 | 25.72 | 26.49 | 27.26 | 28.03 |

# AS220–4P 單軸/Single axis

螺杆驅動 Ball Screw Drive

此圖僅供參考，出貨規格詳見尺寸圖面
The picture is just for the reference. Please check the the actual dimensions on the drawing.

| 最大行程 Maximum Stroke | 最大速度 Maximum Speed | 馬達容量 Motor Output | 滾珠螺杆 Ball Screw | 直綫滑軌 Linear Guide |
|---|---|---|---|---|
| 1500mm | 2000mm/s | 750w | ø 25mm | 23x18–2支 |

## 型號表示方式 Ordering Method

AS220–4P – L10 – 500 – MS – M75 – P3

本體型號 Model

■螺杆導程 Ball Screw Lead

| | |
|---|---|
| 05 | 05mm |
| 10 | 10mm |
| 25 | 25mm |

■行程 Stroke

| |
|---|
| 50–1500mm |
| 50間隔 50mm Pitch |

■馬達位置 Motor Position

| | |
|---|---|
| MS | 馬達直聯 Motor Position |
| ML | 馬達左折 Motor Left Side |
| MR | 馬達右折 Motor Right Side |
| MD | 馬達下折 Motor Bottom Side |

■馬達廠牌 Motor Brand

| | | | |
|---|---|---|---|
| M | 三菱 Mitsubishi | 10 | – |
| P | 鄂下 Matsushita | 20 | – |
| Y | 安川 Yaskawa | 40 | – |
| D | 臺達 Delta | 75 | 750w |

※若無煞車則不表示.※If No Brake,No Description

■限位傳感器數量 Photoelectric Sensor

| | |
|---|---|
| P1 | 1祇 1PCS |
| P2 | 2祇 2PCS |
| P3 | 3祇 3PCS |

※未標記：無No ※ Mark：No Sensor





## 基本仕樣 Specification

| | | | | | |
|---|---|---|---|---|---|
| 規格 Spec | 位置重復精度 Repeatability (mm) | | ±0.01 | | |
| | 螺杆導程 Ball Screw Lead (mm) | | 5 | 10 | 25 |
| | 最高速度 Maximum Speed (mm/s) | | 250 | 500 | 1250 |
| | 最大可搬重量 Maximum Payload | 水平使用 Horizontal (kg) | 150 | 150 | 105 |
| | | 垂直使用 Vertical (kg) | 55 | 45 | 20 |
| | 定格推力 Rated Thrust (N) | | 2563 | 1281 | 640 |
| | 標準行程 Stroke Pitch (mm) | | 50-1500mm/50間隔 50 mm Pitch | | |
| 部品 Parts | AC伺服馬達容量 AC Servo Motor Output (W) | | 750 | | |
| | 滾珠螺杆外徑 Ball Screw Ø (mm) | | C7 ϕ 25 | | C7 ϕ 20 |
| | 高剛性直綫滑軌 High Rigidity Linear Guide (mm) | | W23XH18 | | |
| | 連軸器 Coupling (mm) | | 17X19 | | 12X19 |
| | 原點感應器 Home Sensor | 外挂 Outside | EE-SX672(NPN) | | |
| | | 內置 Built-In | EE-SX674(NPN) | | |

When the stroke is over 900mm, the run-out of the ballscrew will occur. We recommend to low down the working speed under this circumstances.

Acceleration and deacceleration value is set 0.2 second.

## 感應器接線圖<原點及端點> Sensor Layout

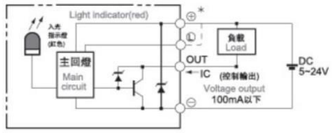


## 容許負載力距表 Allowable Overhang

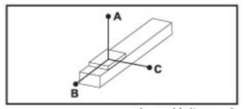


(單位 Unit : mm)

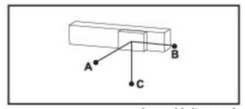


(單位 Unit : mm)

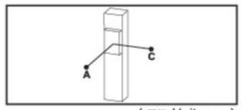


(單位 Unit : mm)

| 水平安裝 Horizontal Installation | | A | B | C |
|---|---|---|---|---|
| 導程 5 Lead | 100 | 5000 | 633 | 557 |
| | 125 | 3880 | 491 | 431 |
| | 150 | 3357 | 396 | 347 |
| 導程 10 Lead | 100 | 3220 | 563 | 474 |
| | 125 | 2554 | 434 | 367 |
| | 150 | 2113 | 349 | 295 |
| 導程 25 Lead | 65 | 1522 | 614 | 458 |
| | 85 | 1136 | 451 | 336 |
| | 105 | 893 | 350 | 262 |

| 壁挂安裝 Wall Installation | | A | B | C |
|---|---|---|---|---|
| 導程 5 Lead | 110 | 500 | 569 | 4500 |
| | 130 | 412 | 469 | 3711 |
| | 150 | 347 | 396 | 3357 |
| 導程 10 Lead | 110 | 427 | 503 | 2900 |
| | 130 | 351 | 414 | 2444 |
| | 150 | 295 | 349 | 2113 |
| 導程 25 Lead | 70 | 420 | 564 | 1404 |
| | 90 | 315 | 420 | 1066 |
| | 105 | 262 | 350 | 893 |

| 垂直安裝 Vertical Installation | | A | C |
|---|---|---|---|
| 導程 5 Lead | 30 | 2355 | 2355 |
| | 40 | 1768 | 1768 |
| | 55 | 1288 | 1288 |
| 導程 10 Lead | 25 | 2505 | 2505 |
| | 35 | 1795 | 1795 |
| | 45 | 1396 | 1396 |
| 導程 25 Lead | 15 | 2711 | 2711 |
| | 20 | 2033 | 2033 |
| | - | - | - |

## 靜態容許負載慣量 Static Loading Moment

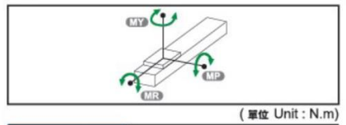


(單位 Unit : N.m)

| | |
|---|---|
| MY | 2052 |
| MP | 2052 |
| MR | 1810 |

※力矩表所表示的數據，代表重心。
The torque value in the chart indicate the center of gravity.

※符合型錄規範的正常使用下,保證壽命爲10000公裏.
Operation life is 10,000km when the product is using under the specified conditions.

※倒吊使用無法套用標準規範,如有需求請洽訊我司業務.
Data information is not for ceiling-mount inverse use. Contact us for the details if you want to apply ceiling-mount inverse usage.

## 搭配伺服馬達一覽表 Suitable Motor Brand

| 廠牌 Brand | 馬達記號 Mark | 煞車有無 Brake | 馬達容量 Watt | 電源電壓 AC-Voltage | 伺服馬達型號 Motor Model | 驅動器型號 Driver Model |
|---|---|---|---|---|---|---|
| 三菱 Mitsubishi | M | 無煞車(水平仕樣) No Brake (Horizontal Type) | 750 | 220 | HG-KR73 | MR-J4-70A |
| | | 有煞車(垂直仕樣) With Brake (Vertical Type) | 750 | 220 | HG-KR73B | MR-J4-70A |
| 國際 Panasonic | P | 無煞車(水平仕樣) No Brake (Horizontal Type) | 750 | 220 | MHMD082G1U | MCDHT3520 |
| | | 有煞車(垂直仕樣) With Brake (Vertical Type) | 750 | 220 | MHMD082G1V | MCDHT3520 |
| 台達 Delta | T | 無煞車(水平仕樣) No Brake (Horizontal Type) | 750 | 220 | ECMA-C20807ES | ASD-B20721-B |
| | | 有煞車(垂直仕樣) With Brake (Vertical Type) | 750 | 220 | ECMA-C20807FS | ASD-B20721-B |

# AS220–4P 單軸/Single axis

螺杆驅動 Ball Screw Drive

## MS 馬達直聯 Motor Position

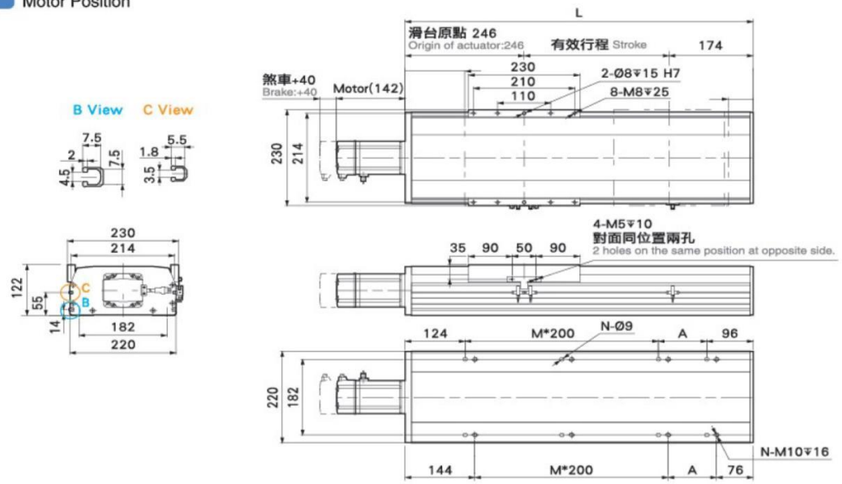


| 有效行程 Stroke | 50 | 100 | 150 | 200 | 250 | 300 | 350 | 400 | 450 | 500 | 550 | 600 | 650 | 700 | 750 | 800 | 850 | 900 | 950 | 1000 | 1050 | 1100 | 1150 | 1200 | 1250 | 1300 | 1350 | 1400 | 1450 | 1500 |
|---|---|---|---|---|---|---|---|---|---|---|---|---|---|---|---|---|---|---|---|---|---|---|---|---|---|---|---|---|---|---|
| L | 640 | 690 | 740 | 790 | 840 | 890 | 940 | 990 | 1040 | 1090 | 1140 | 1190 | 1240 | 1290 | 1340 | 1390 | 1440 | 1490 | 1540 | 1590 | 1640 | 1690 | 1740 | 1790 | 1840 | 1890 | 1940 | 1990 | 2040 | 2090 |
| A | 50 | 100 | 150 | 200 | 50 | 100 | 150 | 200 | 50 | 100 | 150 | 200 | 50 | 100 | 150 | 200 | 50 | 100 | 150 | 200 | 50 | 100 | 150 | 200 | 50 | 100 | 150 | 200 | 50 | 100 |
| M | 1 | 1 | 1 | 1 | 2 | 2 | 2 | 2 | 3 | 3 | 3 | 3 | 4 | 4 | 4 | 4 | 5 | 5 | 5 | 5 | 6 | 6 | 6 | 6 | 7 | 7 | 7 | 7 | 8 | 8 |
| N | 6 | 6 | 6 | 6 | 8 | 8 | 8 | 8 | 10 | 10 | 10 | 10 | 12 | 12 | 12 | 12 | 14 | 14 | 14 | 14 | 16 | 16 | 16 | 16 | 18 | 18 | 18 | 18 | 20 | 20 |
| KG | 27.85 | 29.32 | 30.79 | 32.26 | 33.73 | 35.2 | 36.67 | 38.14 | 39.61 | 41.08 | 42.55 | 44.02 | 45.49 | 46.96 | 48.43 | 49.9 | 51.37 | 52.84 | 54.31 | 55.78 | 57.25 | 58.72 | 60.19 | 61.66 | 63.13 | 64.6 | 66.07 | 67.54 | 69.01 | 70.48 |

## MD 馬達下折 Motor Bottom Side

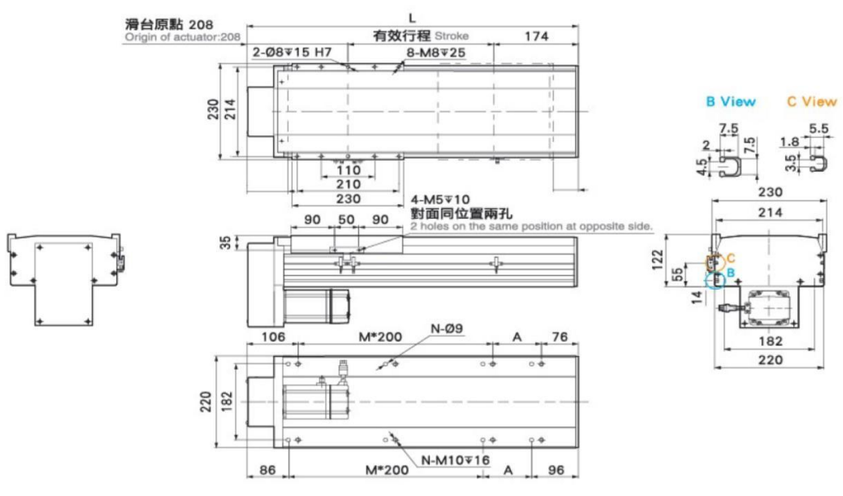


| 有效行程 Stroke | 50 | 100 | 150 | 200 | 250 | 300 | 350 | 400 | 450 | 500 | 550 | 600 | 650 | 700 | 750 | 800 | 850 | 900 | 950 | 1000 | 1050 | 1100 | 1150 | 1200 | 1250 | 1300 | 1350 | 1400 | 1450 | 1500 |
|---|---|---|---|---|---|---|---|---|---|---|---|---|---|---|---|---|---|---|---|---|---|---|---|---|---|---|---|---|---|---|
| L | 432 | 482 | 532 | 582 | 632 | 682 | 732 | 782 | 832 | 882 | 932 | 982 | 1032 | 1082 | 1132 | 1182 | 1232 | 1282 | 1332 | 1382 | 1432 | 1482 | 1532 | 1582 | 1632 | 1682 | 1732 | 1782 | 1832 | 1882 |
| A | 50 | 100 | 150 | 200 | 50 | 100 | 150 | 200 | 50 | 100 | 150 | 200 | 50 | 100 | 150 | 200 | 50 | 100 | 150 | 200 | 50 | 100 | 150 | 200 | 50 | 100 | 150 | 200 | 50 | 100 |
| M | 1 | 1 | 1 | 1 | 2 | 2 | 2 | 2 | 3 | 3 | 3 | 3 | 4 | 4 | 4 | 4 | 5 | 5 | 5 | 5 | 6 | 6 | 6 | 6 | 7 | 7 | 7 | 7 | 8 | 8 |
| N | 6 | 6 | 6 | 6 | 8 | 8 | 8 | 8 | 10 | 10 | 10 | 10 | 12 | 12 | 12 | 12 | 14 | 14 | 14 | 14 | 16 | 16 | 16 | 16 | 18 | 18 | 18 | 18 | 20 | 20 |
| KG | 24.2 | 25.66 | 27.12 | 28.58 | 30.04 | 31.5 | 32.96 | 34.42 | 35.88 | 37.34 | 38.8 | 40.26 | 41.72 | 43.18 | 44.64 | 46.1 | 47.56 | 49.02 | 50.48 | 51.94 | 53.4 | 54.86 | 56.32 | 57.78 | 59.24 | 60.7 | 62.16 | 63.62 | 65.08 | 66.54 |



螺杆驅動 Ball Screw Drive

## ML 馬達左折 Motor Left Side

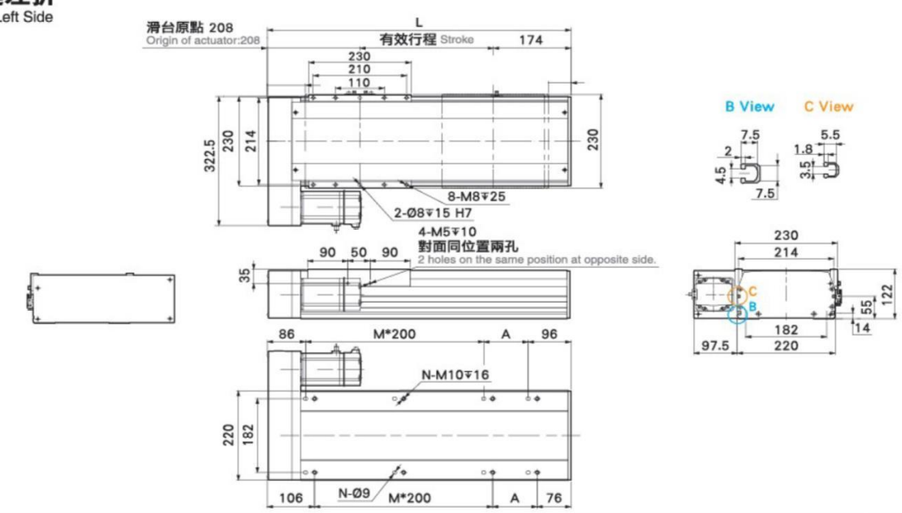


| 有效行程 Stroke | 50 | 100 | 150 | 200 | 250 | 300 | 350 | 400 | 450 | 500 | 550 | 600 | 650 | 700 | 750 | 800 | 850 | 900 | 950 | 1000 | 1050 | 1100 | 1150 | 1200 | 1250 | 1300 | 1350 | 1400 | 1450 | 1500 |
|---|---|---|---|---|---|---|---|---|---|---|---|---|---|---|---|---|---|---|---|---|---|---|---|---|---|---|---|---|---|---|
| L | 432 | 482 | 532 | 582 | 632 | 682 | 732 | 782 | 832 | 882 | 932 | 982 | 1032 | 1082 | 1132 | 1182 | 1232 | 1282 | 1332 | 1382 | 1432 | 1482 | 1532 | 1582 | 1632 | 1682 | 1732 | 1782 | 1832 | 1882 |
| A | 50 | 100 | 150 | 200 | 50 | 100 | 150 | 200 | 50 | 100 | 150 | 200 | 50 | 100 | 150 | 200 | 50 | 100 | 150 | 200 | 50 | 100 | 150 | 200 | 50 | 100 | 150 | 200 | 50 | 100 |
| M | 1 | 1 | 1 | 1 | 2 | 2 | 2 | 2 | 3 | 3 | 3 | 3 | 4 | 4 | 4 | 4 | 5 | 5 | 5 | 5 | 6 | 6 | 6 | 6 | 7 | 7 | 7 | 7 | 8 | 8 |
| N | 6 | 6 | 6 | 6 | 8 | 8 | 8 | 8 | 10 | 10 | 10 | 10 | 12 | 12 | 12 | 12 | 14 | 14 | 14 | 14 | 16 | 16 | 16 | 16 | 18 | 18 | 18 | 18 | 20 | 20 |
| KG | 24.2 | 25.66 | 27.12 | 28.58 | 30.04 | 31.5 | 32.96 | 34.42 | 35.88 | 37.34 | 38.8 | 40.26 | 41.72 | 43.18 | 44.64 | 46.1 | 47.56 | 49.02 | 50.48 | 51.94 | 53.4 | 54.86 | 56.32 | 57.78 | 59.24 | 60.7 | 62.16 | 63.62 | 65.08 | 66.54 |

## MR 馬達右折 Motor Right Side

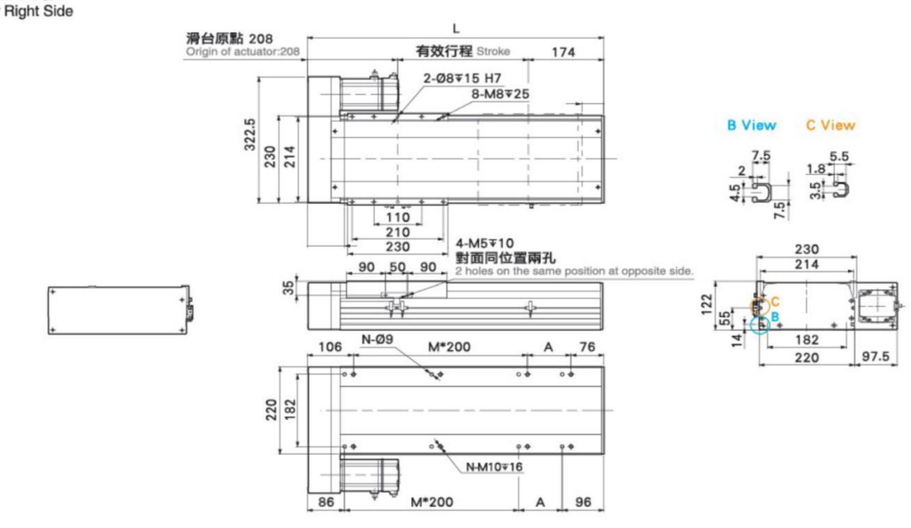


| 有效行程 Stroke | 50 | 100 | 150 | 200 | 250 | 300 | 350 | 400 | 450 | 500 | 550 | 600 | 650 | 700 | 750 | 800 | 850 | 900 | 950 | 1000 | 1050 | 1100 | 1150 | 1200 | 1250 | 1300 | 1350 | 1400 | 1450 | 1500 |
|---|---|---|---|---|---|---|---|---|---|---|---|---|---|---|---|---|---|---|---|---|---|---|---|---|---|---|---|---|---|---|
| L | 432 | 482 | 532 | 582 | 632 | 682 | 732 | 782 | 832 | 882 | 932 | 982 | 1032 | 1082 | 1132 | 1182 | 1232 | 1282 | 1332 | 1382 | 1432 | 1482 | 1532 | 1582 | 1632 | 1682 | 1732 | 1782 | 1832 | 1882 |
| A | 50 | 100 | 150 | 200 | 50 | 100 | 150 | 200 | 50 | 100 | 150 | 200 | 50 | 100 | 150 | 200 | 50 | 100 | 150 | 200 | 50 | 100 | 150 | 200 | 50 | 100 | 150 | 200 | 50 | 100 |
| M | 1 | 1 | 1 | 1 | 2 | 2 | 2 | 2 | 3 | 3 | 3 | 3 | 4 | 4 | 4 | 4 | 5 | 5 | 5 | 5 | 6 | 6 | 6 | 6 | 7 | 7 | 7 | 7 | 8 | 8 |
| N | 6 | 6 | 6 | 6 | 8 | 8 | 8 | 8 | 10 | 10 | 10 | 10 | 12 | 12 | 12 | 12 | 14 | 14 | 14 | 14 | 16 | 16 | 16 | 16 | 18 | 18 | 18 | 18 | 20 | 20 |
| KG | 24.2 | 25.66 | 27.12 | 28.58 | 30.04 | 31.5 | 32.96 | 34.42 | 35.88 | 37.34 | 38.8 | 40.26 | 41.72 | 43.18 | 44.64 | 46.1 | 47.56 | 49.02 | 50.48 | 51.94 | 53.4 | 54.86 | 56.32 | 57.78 | 59.24 | 60.7 | 62.16 | 63.62 | 65.08 | 66.54 |

MEMO





滑台系列

# AT Series

## 一般環境/皮帶式樣

## Standard/Belt Type



CONTENTS

# AT100–2P 單軸/Single axis

皮帶驅動 Belt Drive



此圖僅供參考，出貨規格詳見尺寸圖面
The picture is just for the reference. Please check the the actual dimensions on the drawing.

| 最大行程 Maximum Stroke | 2550mm | 最大速度 Maximum Speed | 2000mm/s | 馬達容量 Motor Output | 200w | 直線滑軌 Linear Guide | 20X18–1支 |
|---|---|---|---|---|---|---|---|

## 型號表示方式 Ordering Method

AT100–2P – L40 – 500 – LS – M20 – P3

本體型號 Moedel

■導程 Lead

| | |
|---|---|
| 40 | 40mm |

■行程 Stroke

| |
|---|
| 50–2550mm |
| 50間隔 50mm Pitch |

■馬達位置 Motor Position

| | |
|---|---|
| LS | 馬達左方 Motor Left |
| LU | 馬達左上方 Motor Upper Left |
| LD | 馬達左下方 Motor Lower Left |
| RS | 馬達右方 Motor Right |
| RU | 馬達右上方 Motor Upper Right |
| RD | 馬達右下方 Motor Lower Right |

■馬達廠牌 Motor Brand

| | | | |
|---|---|---|---|
| M | 三菱 Mitsubishi | 10 | – |
| P | 鄂下 Matsushita | 20 | 200w |
| Y | 安川 Yaskawa | 40 | – |
| D | 臺達 Delta | 75 | – |

※若無煞車則不表示.※If No Brake,No Description

■限位傳感器數量 Photoelectric Sensor

| | |
|---|---|
| P1 | 1祇 1PCS |
| P2 | 2祇 2PCS |
| P3 | 3祇 3PCS |

※未標記：無No ※ Mark：No Sensor





## 基本仕樣 Specification

| | | | |
|---|---|---|---|
| 規格 Spec | 位置重復精度 Repeatability (mm) | | ±0.04 |
| | 導程 Lead (mm) | | 40 |
| | 最高速度 Maximum Speed (mm/s) | | 2000 |
| | 最大可搬重量 Maximum Payload | 水平使用 Horizontal (kg) | 10 |
| | | 垂直使用 Vertical (kg) | |
| | 定格推力 Rated Thrust (N) | | 61 |
| | 標準行程 Stroke Pitch (mm) | | 500–800mm/50間隔 50 mm Pitch |
| 部品 Parts | AC伺服馬達容量 Maximum Static Torque (N.m.) | | 200 |
| | 皮帶寬度 Belt Width | | 15 |
| | 高剛性直綫滑軌 High Rigidity Linear Guide (mm) | | W20xH18 |
| | 原點感應器 Home Sensor | 外挂 Outside | EE–SX672(NPN) |

※馬達加減速設定0.4秒
Acceleration and deacceleration value is set 0.4 second.

## 感應器接線圖<原點極端點> Sensor Layout

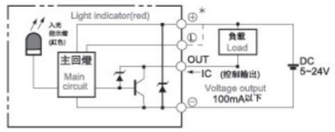


## 容許負載力距表 Allowable Overhang

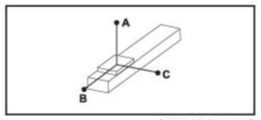


( 單位 Unit : mm)

| 水平安裝 Horizontal Installation | A | B | C |
|---|---|---|---|
| 5kg | 495 | 152 | 128 |
| 8kg | 301 | 91 | 77 |
| 10kg | 236 | 71 | 60 |

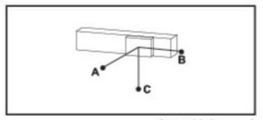


( 單位 Unit : mm)

| 壁挂安裝 Wall Installation | A | B | C |
|---|---|---|---|
| 4kg | 162 | 192 | 625 |
| 7kg | 89 | 106 | 347 |
| 10kg | 60 | 71 | 236 |

※力矩表所表示的數據，代表重心。
The torque value in the chart indicate the center of gravity.
※符合型錄規範的正常使用下,保證壽命爲5000公裏.
Operation life is 10,000 km when the product is using under the specified conditions.
※倒吊使用無法套用標準規範,如有需求請洽訊我司業務.
Data information is not for ceiling-mount inverse use.
Contact us for the details if you want to apply ceiling-mount inverse usage.

## 靜態容許負載慣量 Static Loading Moment

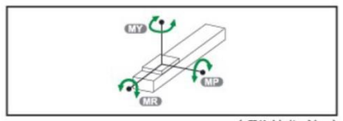


( 單位 Unit : N.m)

| | |
|---|---|
| MY | 110 |
| MP | 110 |
| MR | 120 |

## 搭配步進馬達一覽表 Options of Stepper Motors

| 廠牌 Brand | 馬達記號 Mark | 煞車有無 Brake | 馬達容量 Watt | 電源電壓 AC–Voltage | 伺服馬達型號 Motor Model | 驅動器型號 Driver Model |
|---|---|---|---|---|---|---|
| 三菱 Mitsubishi | M | 無煞車（水平仕樣） No Brake（Horizontal Type） | 200 | 220 | HG–KR23 | MR–J4–20A |
| 國際 Panasonic | P | 無煞車（水平仕樣） No Brake（Horizontal Type） | 200 | 220 | MHMD022G1U | MADHT1507 |
| 臺達 Delta | D | 無煞車（水平仕樣） No Brake（Horizontal Type） | 200 | 220 | ECMA–C20602ES | ASD–B20221–B |

# AT100-2P 單軸/Single axis

皮帶驅動 Belt Drive

## LS 馬達左折 Motor Left Side

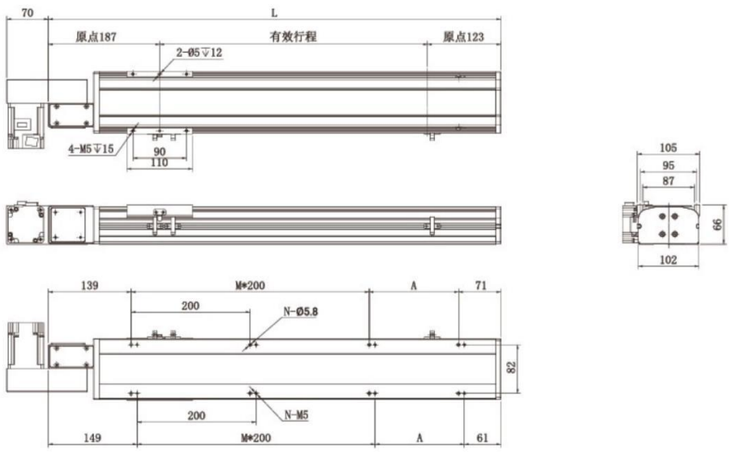


| 有效行程 Stroke | 50 | 100 | 150 | 200 | 250 | 300 | 350 | 400 | 450 | 500 | 550 | 600 | 650 | 700 | 750 | 800 | 850 | 900 | 950 | 1000 | 1050 | 1100 | 1150 | 1200 | 1250 | 1300 |
|---|---|---|---|---|---|---|---|---|---|---|---|---|---|---|---|---|---|---|---|---|---|---|---|---|---|---|
| L | 360 | 410 | 460 | 510 | 560 | 610 | 660 | 710 | 760 | 810 | 860 | 910 | 960 | 1010 | 1060 | 1110 | 1160 | 1210 | 1260 | 1310 | 1360 | 1410 | 1460 | 1510 | 1560 | 1610 |
| A | 150 | 200 | 50 | 100 | 150 | 200 | 50 | 100 | 150 | 200 | 50 | 100 | 150 | 200 | 50 | 100 | 150 | 200 | 50 | 100 | 150 | 2000 | 50 | 100 | 150 | 200 |
| M | 0 | 0 | 1 | 1 | 1 | 1 | 2 | 2 | 2 | 2 | 3 | 3 | 3 | 3 | 4 | 4 | 4 | 4 | 5 | 5 | 5 | 5 | 6 | 6 | 6 | 6 |
| N | 4 | 4 | 6 | 6 | 6 | 6 | 8 | 8 | 8 | 8 | 10 | 10 | 1000 | 10 | 12 | 12 | 12 | 14 | 14 | 14 | 14 | 14 | 16 | 16 | 16 | 16 |
| KG | 6.37 | 6.8 | 7.23 | 7.65 | 8.07 | 8.5 | 8.92 | 9.34 | 9.76 | 10.19 | 10.61 | 11.03 | 11.46 | 11.88 | 12.3 | 12.73 | 13.15 | 13.57 | 13.99 | 14.42 | 14.84 | 15.26 | 15.68 | 16.1 | 16.52 | 16.94 |

| 有效行程 Stroke | 1350 | 1400 | 1450 | 1500 | 1550 | 1600 | 1650 | 1700 | 1750 | 1800 | 1850 | 1900 | 1950 | 2000 | 2050 | 2100 | 2150 | 2200 | 2250 | 2300 | 2350 | 2400 | 2450 | 2500 | 2550 |
|---|---|---|---|---|---|---|---|---|---|---|---|---|---|---|---|---|---|---|---|---|---|---|---|---|---|
| L | 1660 | 1710 | 1760 | 1810 | 1860 | 1910 | 1960 | 2010 | 2060 | 2110 | 2160 | 2210 | 2260 | 2310 | 2360 | 2410 | 2460 | 2510 | 2560 | 2610 | 2660 | 2710 | 2760 | 2810 | 2860 |
| A | 50 | 100 | 150 | 200 | 50 | 1000 | 15 | 200 | 50 | 100 | 150 | 200 | 50 | 1000 | 150 | 200 | 50 | 100 | 150 | 200 | 50 | 100 | 150 | 200 | 50 |
| M | 7 | 7 | 7 | 7 | 8 | 8 | 8 | 8 | 9 | 9 | 9 | 9 | 10 | 10 | 10 | 10 | 11 | 11 | 11 | 11 | 12 | 12 | 12 | 12 | 13 |
| N | 18 | 18 | 18 | 18 | 2 | 200 | 20 | 20 | 22 | 22 | 22 | 22 | 24 | 24 | 24 | 24 | 26 | 26 | 26 | 26 | 28 | 28 | 28 | 28 | 30 |
| KG | 17.36 | 17.78 | 18.2 | 18.62 | 19.04 | 19.46 | 19.88 | 20.3 | 20.72 | 21.14 | 21.56 | 21.98 | 22.4 | 22.82 | 23.24 | 23.66 | 24.08 | 24.5 | 24.92 | 25.34 | 25.76 | 26.18 | 26.6 | 27.02 | 27.44 |

## RS 馬達右折 Motor Right Side




| 有效行程 Stroke | 50 | 100 | 150 | 200 | 250 | 300 | 350 | 400 | 450 | 500 | 550 | 600 | 650 | 700 | 750 | 800 | 850 | 900 | 950 | 1000 | 1050 | 1100 | 1150 | 1200 | 1250 | 1300 |
|---|---|---|---|---|---|---|---|---|---|---|---|---|---|---|---|---|---|---|---|---|---|---|---|---|---|---|
| L | 360 | 410 | 460 | 510 | 560 | 610 | 660 | 710 | 760 | 810 | 860 | 910 | 960 | 1010 | 1060 | 1110 | 1160 | 1210 | 1260 | 1310 | 1360 | 1410 | 1460 | 1510 | 1560 | 1610 |
| A | 150 | 200 | 50 | 100 | 150 | 200 | 50 | 100 | 150 | 200 | 50 | 100 | 150 | 200 | 50 | 100 | 150 | 200 | 50 | 100 | 150 | 2000 | 50 | 100 | 150 | 200 |
| M | 0 | 0 | 1 | 1 | 1 | 1 | 2 | 2 | 2 | 2 | 3 | 3 | 3 | 3 | 4 | 4 | 4 | 4 | 5 | 5 | 5 | 5 | 6 | 6 | 6 | 6 |
| N | 4 | 4 | 6 | 6 | 6 | 6 | 8 | 8 | 8 | 8 | 10 | 10 | 1000 | 10 | 12 | 12 | 12 | 14 | 14 | 14 | 14 | 14 | 16 | 16 | 16 | 16 |
| KG | 6.37 | 6.8 | 7.23 | 7.65 | 8.07 | 8.5 | 8.92 | 9.34 | 9.76 | 10.19 | 10.61 | 11.03 | 11.46 | 11.88 | 12.3 | 12.73 | 13.15 | 13.57 | 13.99 | 14.42 | 14.84 | 15.26 | 15.68 | 16.1 | 16.52 | 16.94 |

| 有效行程 Stroke | 1350 | 1400 | 1450 | 1500 | 1550 | 1600 | 1650 | 1700 | 1750 | 1800 | 1850 | 1900 | 1950 | 2000 | 2050 | 2100 | 2150 | 2200 | 2250 | 2300 | 2350 | 2400 | 2450 | 2500 | 2550 |
|---|---|---|---|---|---|---|---|---|---|---|---|---|---|---|---|---|---|---|---|---|---|---|---|---|---|
| L | 1660 | 1710 | 1760 | 1810 | 1860 | 1910 | 1960 | 2010 | 2060 | 2110 | 2160 | 2210 | 2260 | 2310 | 2360 | 2410 | 2460 | 2510 | 2560 | 2610 | 2660 | 2710 | 2760 | 2810 | 2860 |
| A | 50 | 100 | 150 | 200 | 50 | 1000 | 15 | 200 | 50 | 100 | 150 | 200 | 50 | 1000 | 150 | 200 | 50 | 100 | 150 | 200 | 50 | 100 | 150 | 200 | 50 |
| M | 7 | 7 | 7 | 7 | 8 | 8 | 8 | 8 | 9 | 9 | 9 | 9 | 10 | 10 | 10 | 10 | 11 | 11 | 11 | 11 | 12 | 12 | 12 | 12 | 13 |
| N | 18 | 18 | 18 | 18 | 2 | 200 | 20 | 20 | 22 | 22 | 22 | 22 | 24 | 24 | 24 | 24 | 26 | 26 | 26 | 26 | 28 | 28 | 28 | 28 | 30 |
| KG | 17.36 | 17.78 | 18.2 | 18.62 | 19.04 | 19.46 | 19.88 | 20.3 | 20.72 | 21.14 | 21.56 | 21.98 | 22.4 | 22.82 | 23.24 | 23.66 | 24.08 | 24.5 | 24.92 | 25.34 | 25.76 | 26.18 | 26.6 | 27.02 | 27.44 |



皮帶驅動 Belt Drive

## LU 馬達左上折 Motor Left Upper Side




| 有效行程 Stroke | 50 | 100 | 150 | 200 | 250 | 300 | 350 | 400 | 450 | 500 | 550 | 600 | 650 | 700 | 750 | 800 | 850 | 900 | 950 | 1000 | 1050 | 1100 | 1150 | 1200 | 1250 | 1300 |
|---|---|---|---|---|---|---|---|---|---|---|---|---|---|---|---|---|---|---|---|---|---|---|---|---|---|---|
| L | 360 | 410 | 460 | 510 | 560 | 610 | 660 | 710 | 760 | 810 | 860 | 910 | 960 | 1010 | 1060 | 1110 | 1160 | 1210 | 1260 | 1310 | 1360 | 1410 | 1460 | 1510 | 1560 | 1610 |
| A | 150 | 200 | 50 | 100 | 150 | 200 | 50 | 100 | 150 | 200 | 50 | 100 | 150 | 200 | 50 | 100 | 150 | 200 | 50 | 100 | 150 | 2000 | 50 | 100 | 150 | 200 |
| M | 0 | 0 | 1 | 1 | 1 | 1 | 2 | 2 | 2 | 2 | 3 | 3 | 3 | 3 | 4 | 4 | 4 | 4 | 5 | 5 | 5 | 5 | 6 | 6 | 6 | 6 |
| N | 4 | 4 | 6 | 6 | 6 | 6 | 8 | 8 | 8 | 8 | 10 | 10 | 1000 | 10 | 12 | 12 | 12 | 14 | 14 | 14 | 14 | 14 | 16 | 16 | 16 | 16 |
| KG | 6.37 | 6.8 | 7.23 | 7.65 | 8.07 | 8.5 | 8.92 | 9.34 | 9.76 | 10.19 | 10.61 | 11.03 | 11.46 | 11.88 | 12.3 | 12.73 | 13.15 | 13.57 | 13.99 | 14.42 | 14.84 | 15.26 | 15.68 | 16.1 | 16.52 | 16.94 |

| 有效行程 Stroke | 1350 | 1400 | 1450 | 1500 | 1550 | 1600 | 1650 | 1700 | 1750 | 1800 | 1850 | 1900 | 1950 | 2000 | 2050 | 2100 | 2150 | 2200 | 2250 | 2300 | 2350 | 2400 | 2450 | 2500 | 2550 |
|---|---|---|---|---|---|---|---|---|---|---|---|---|---|---|---|---|---|---|---|---|---|---|---|---|---|
| L | 1660 | 1710 | 1760 | 1810 | 1860 | 1910 | 1960 | 2010 | 2060 | 2110 | 2160 | 2210 | 2260 | 2310 | 2360 | 2410 | 2460 | 2510 | 2560 | 2610 | 2660 | 2710 | 2760 | 2810 | 2860 |
| A | 50 | 100 | 150 | 200 | 50 | 1000 | 15 | 200 | 50 | 100 | 150 | 200 | 50 | 1000 | 150 | 200 | 50 | 100 | 150 | 200 | 50 | 100 | 150 | 200 | 50 |
| M | 7 | 7 | 7 | 7 | 8 | 8 | 8 | 8 | 9 | 9 | 9 | 9 | 10 | 10 | 10 | 10 | 11 | 11 | 11 | 11 | 12 | 12 | 12 | 12 | 13 |
| N | 18 | 18 | 18 | 18 | 2 | 200 | 20 | 20 | 22 | 22 | 22 | 22 | 24 | 24 | 24 | 24 | 26 | 26 | 26 | 26 | 28 | 28 | 28 | 28 | 30 |
| KG | 17.36 | 17.78 | 18.2 | 18.62 | 19.04 | 19.46 | 19.88 | 20.3 | 20.72 | 21.14 | 21.56 | 21.98 | 22.4 | 22.82 | 23.24 | 23.66 | 24.08 | 24.5 | 24.92 | 25.34 | 25.76 | 26.18 | 26.6 | 27.02 | 27.44 |

## RU 馬達右上折 Motor Right Upper Side

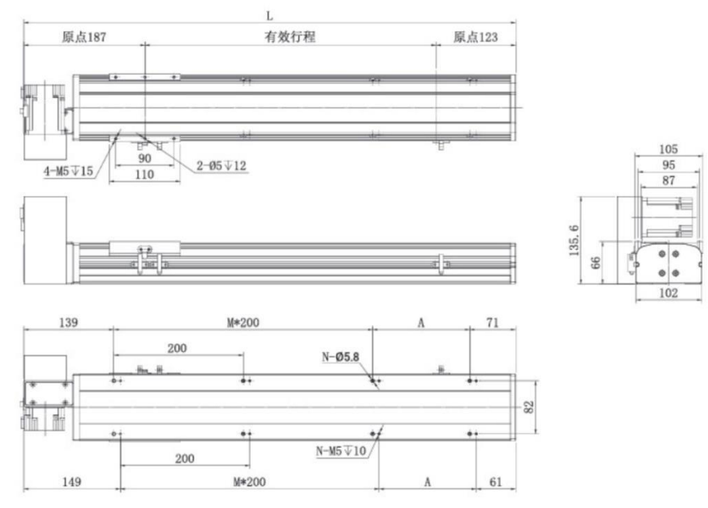


| 有效行程 Stroke | 50 | 100 | 150 | 200 | 250 | 300 | 350 | 400 | 450 | 500 | 550 | 600 | 650 | 700 | 750 | 800 | 850 | 900 | 950 | 1000 | 1050 | 1100 | 1150 | 1200 | 1250 | 1300 |
|---|---|---|---|---|---|---|---|---|---|---|---|---|---|---|---|---|---|---|---|---|---|---|---|---|---|---|
| L | 360 | 410 | 460 | 510 | 560 | 610 | 660 | 710 | 760 | 810 | 860 | 910 | 960 | 1010 | 1060 | 1110 | 1160 | 1210 | 1260 | 1310 | 1360 | 1410 | 1460 | 1510 | 1560 | 1610 |
| A | 150 | 200 | 50 | 100 | 150 | 200 | 50 | 100 | 150 | 200 | 50 | 100 | 150 | 200 | 50 | 100 | 150 | 200 | 50 | 100 | 150 | 2000 | 50 | 100 | 150 | 200 |
| M | 0 | 0 | 1 | 1 | 1 | 1 | 2 | 2 | 2 | 2 | 3 | 3 | 3 | 3 | 4 | 4 | 4 | 4 | 5 | 5 | 5 | 5 | 6 | 6 | 6 | 6 |
| N | 4 | 4 | 6 | 6 | 6 | 6 | 8 | 8 | 8 | 8 | 10 | 10 | 1000 | 10 | 12 | 12 | 12 | 14 | 14 | 14 | 14 | 14 | 16 | 16 | 16 | 16 |
| KG | 6.37 | 6.8 | 7.23 | 7.65 | 8.07 | 8.5 | 8.92 | 9.34 | 9.76 | 10.19 | 10.61 | 11.03 | 11.46 | 11.88 | 12.3 | 12.73 | 13.15 | 13.57 | 13.99 | 14.42 | 14.84 | 15.26 | 15.68 | 16.1 | 16.52 | 16.94 |

| 有效行程 Stroke | 1350 | 1400 | 1450 | 1500 | 1550 | 1600 | 1650 | 1700 | 1750 | 1800 | 1850 | 1900 | 1950 | 2000 | 2050 | 2100 | 2150 | 2200 | 2250 | 2300 | 2350 | 2400 | 2450 | 2500 | 2550 |
|---|---|---|---|---|---|---|---|---|---|---|---|---|---|---|---|---|---|---|---|---|---|---|---|---|---|
| L | 1660 | 1710 | 1760 | 1810 | 1860 | 1910 | 1960 | 2010 | 2060 | 2110 | 2160 | 2210 | 2260 | 2310 | 2360 | 2410 | 2460 | 2510 | 2560 | 2610 | 2660 | 2710 | 2760 | 2810 | 2860 |
| A | 50 | 100 | 150 | 200 | 50 | 1000 | 15 | 200 | 50 | 100 | 150 | 200 | 50 | 1000 | 150 | 200 | 50 | 100 | 150 | 200 | 50 | 100 | 150 | 200 | 50 |
| M | 7 | 7 | 7 | 7 | 8 | 8 | 8 | 8 | 9 | 9 | 9 | 9 | 10 | 10 | 10 | 10 | 11 | 11 | 11 | 11 | 12 | 12 | 12 | 12 | 13 |
| N | 18 | 18 | 18 | 18 | 2 | 200 | 20 | 20 | 22 | 22 | 22 | 22 | 24 | 24 | 24 | 24 | 26 | 26 | 26 | 26 | 28 | 28 | 28 | 28 | 30 |
| KG | 17.36 | 17.78 | 18.2 | 18.62 | 19.04 | 19.46 | 19.88 | 20.3 | 20.72 | 21.14 | 21.56 | 21.98 | 22.4 | 22.82 | 23.24 | 23.66 | 24.08 | 24.5 | 24.92 | 25.34 | 25.76 | 26.18 | 26.6 | 27.02 | 27.44 |

# AT100–2P 單軸/Single axis

皮帶驅動 Belt Drive

## LD 馬達左下折 Motor Left Lower Side




| 有效行程 Stroke | 50 | 100 | 150 | 200 | 250 | 300 | 350 | 400 | 450 | 500 | 550 | 600 | 650 | 700 | 750 | 800 | 850 | 900 | 950 | 1000 | 1050 | 1100 | 1150 | 1200 | 1250 | 1300 |
|---|---|---|---|---|---|---|---|---|---|---|---|---|---|---|---|---|---|---|---|---|---|---|---|---|---|---|
| L | 360 | 410 | 460 | 510 | 560 | 610 | 660 | 710 | 760 | 810 | 860 | 910 | 960 | 1010 | 1060 | 1110 | 1160 | 1210 | 1260 | 1310 | 1360 | 1410 | 1460 | 1510 | 1560 | 1610 |
| A | 150 | 200 | 50 | 100 | 150 | 200 | 50 | 100 | 150 | 200 | 50 | 100 | 150 | 200 | 50 | 100 | 150 | 200 | 50 | 100 | 150 | 2000 | 50 | 100 | 150 | 200 |
| M | 0 | 0 | 1 | 1 | 1 | 1 | 2 | 2 | 2 | 2 | 3 | 3 | 3 | 3 | 4 | 4 | 4 | 4 | 5 | 5 | 5 | 5 | 6 | 6 | 6 | 6 |
| N | 4 | 4 | 6 | 6 | 6 | 6 | 8 | 8 | 8 | 8 | 10 | 10 | 1000 | 10 | 12 | 12 | 12 | 12 | 14 | 14 | 14 | 14 | 16 | 16 | 16 | 16 |
| KG | 6.37 | 6.8 | 7.23 | 7.65 | 8.07 | 8.5 | 8.92 | 9.34 | 9.76 | 10.19 | 10.61 | 11.03 | 11.46 | 11.88 | 12.3 | 12.73 | 13.15 | 13.57 | 13.99 | 14.42 | 14.84 | 15.26 | 15.68 | 16.1 | 16.52 | 16.94 |

| 有效行程 Stroke | 1350 | 1400 | 1450 | 1500 | 1550 | 1600 | 1650 | 1700 | 1750 | 1800 | 1850 | 1900 | 1950 | 2000 | 2050 | 2100 | 2150 | 2200 | 2250 | 2300 | 2350 | 2400 | 2450 | 2500 | 2550 |
|---|---|---|---|---|---|---|---|---|---|---|---|---|---|---|---|---|---|---|---|---|---|---|---|---|---|
| L | 1660 | 1710 | 1760 | 1810 | 1860 | 1910 | 1960 | 2010 | 2060 | 2110 | 2160 | 2210 | 2260 | 2310 | 2360 | 2410 | 2460 | 2510 | 2560 | 2610 | 2660 | 2710 | 2760 | 2810 | 2860 |
| A | 50 | 100 | 150 | 200 | 50 | 1000 | 15 | 200 | 50 | 100 | 150 | 200 | 50 | 1000 | 150 | 200 | 50 | 100 | 150 | 200 | 50 | 100 | 150 | 200 | 50 |
| M | 7 | 7 | 7 | 7 | 8 | 8 | 8 | 8 | 9 | 9 | 9 | 9 | 10 | 10 | 10 | 10 | 11 | 11 | 11 | 11 | 12 | 12 | 12 | 12 | 13 |
| N | 18 | 18 | 18 | 18 | 2 | 200 | 20 | 20 | 22 | 22 | 22 | 22 | 24 | 24 | 24 | 24 | 26 | 26 | 26 | 26 | 28 | 28 | 28 | 28 | 30 |
| KG | 17.36 | 17.78 | 18.2 | 18.62 | 19.04 | 19.46 | 19.88 | 20.3 | 20.72 | 21.14 | 21.56 | 21.98 | 22.4 | 22.82 | 23.24 | 23.66 | 24.08 | 24.5 | 24.92 | 25.34 | 25.76 | 26.18 | 26.6 | 27.02 | 27.44 |

## RD 馬達右下折 Motor Right Lower Side




| 有效行程 Stroke | 50 | 100 | 150 | 200 | 250 | 300 | 350 | 400 | 450 | 500 | 550 | 600 | 650 | 700 | 750 | 800 | 850 | 900 | 950 | 1000 | 1050 | 1100 | 1150 | 1200 | 1250 | 1300 |
|---|---|---|---|---|---|---|---|---|---|---|---|---|---|---|---|---|---|---|---|---|---|---|---|---|---|---|
| L | 360 | 410 | 460 | 510 | 560 | 610 | 660 | 710 | 760 | 810 | 860 | 910 | 960 | 1010 | 1060 | 1110 | 1160 | 1210 | 1260 | 1310 | 1360 | 1410 | 1460 | 1510 | 1560 | 1610 |
| A | 150 | 200 | 50 | 100 | 150 | 200 | 50 | 100 | 150 | 200 | 50 | 100 | 150 | 200 | 50 | 100 | 150 | 200 | 50 | 100 | 150 | 2000 | 50 | 100 | 150 | 200 |
| M | 0 | 0 | 1 | 1 | 1 | 1 | 2 | 2 | 2 | 2 | 3 | 3 | 3 | 3 | 4 | 4 | 4 | 4 | 5 | 5 | 5 | 5 | 6 | 6 | 6 | 6 |
| N | 4 | 4 | 6 | 6 | 6 | 6 | 8 | 8 | 8 | 8 | 10 | 10 | 1000 | 10 | 12 | 12 | 12 | 12 | 14 | 14 | 14 | 14 | 16 | 16 | 16 | 16 |
| KG | 6.37 | 6.8 | 7.23 | 7.65 | 8.07 | 8.5 | 8.92 | 9.34 | 9.76 | 10.19 | 10.61 | 11.03 | 11.46 | 11.88 | 12.3 | 12.73 | 13.15 | 13.57 | 13.99 | 14.42 | 14.84 | 15.26 | 15.68 | 16.1 | 16.52 | 16.94 |

| 有效行程 Stroke | 1350 | 1400 | 1450 | 1500 | 1550 | 1600 | 1650 | 1700 | 1750 | 1800 | 1850 | 1900 | 1950 | 2000 | 2050 | 2100 | 2150 | 2200 | 2250 | 2300 | 2350 | 2400 | 2450 | 2500 | 2550 |
|---|---|---|---|---|---|---|---|---|---|---|---|---|---|---|---|---|---|---|---|---|---|---|---|---|---|
| L | 1660 | 1710 | 1760 | 1810 | 1860 | 1910 | 1960 | 2010 | 2060 | 2110 | 2160 | 2210 | 2260 | 2310 | 2360 | 2410 | 2460 | 2510 | 2560 | 2610 | 2660 | 2710 | 2760 | 2810 | 2860 |
| A | 50 | 100 | 150 | 200 | 50 | 1000 | 15 | 200 | 50 | 100 | 150 | 200 | 50 | 1000 | 150 | 200 | 50 | 100 | 150 | 200 | 50 | 100 | 150 | 200 | 50 |
| M | 7 | 7 | 7 | 7 | 8 | 8 | 8 | 8 | 9 | 9 | 9 | 9 | 10 | 10 | 10 | 10 | 11 | 11 | 11 | 11 | 12 | 12 | 12 | 12 | 13 |
| N | 18 | 18 | 18 | 18 | 2 | 200 | 20 | 20 | 22 | 22 | 22 | 22 | 24 | 24 | 24 | 24 | 26 | 26 | 26 | 26 | 28 | 28 | 28 | 28 | 30 |
| KG | 17.36 | 17.78 | 18.2 | 18.62 | 19.04 | 19.46 | 19.88 | 20.3 | 20.72 | 21.14 | 21.56 | 21.98 | 22.4 | 22.82 | 23.24 | 23.66 | 24.08 | 24.5 | 24.92 | 25.34 | 25.76 | 26.18 | 26.6 | 27.02 | 27.44 |



MEMO

一般/螺杆仕様 AS Series
一般/皮帶仕様 AT Series
無塵/螺杆仕様 ASC Series
無塵/皮帶仕様 ATC Series
DZ模組 DZ Module
眼視皮帶 ET Series

# AT135–4P 單軸/Single axis

皮帶驅動 Belt Drive





此圖僅供參考，出貨規格詳見尺寸圖面
The picture is just for the reference. Please check the the actual dimensions on the drawing.

| 最大行程 Maximum Stroke | 3050mm | 最大速度 Maximum Speed | 2000mm/s | 馬達容量 Motor Output | 200w | 直綫滑軌 Linear Guide | 15X12.5–2支 |
|---|---|---|---|---|---|---|---|

## 型號表示方式 Ordering Method

AT135–4P – L40 – 500 – LS – M20 – P3

本體型號 Moedel

■導程 Lead

| | |
|---|---|
| 40 | 40mm |

■行程 Stroke

| |
|---|
| 50–3050mm |
| 50間隔 50mm Pitch |

■馬達位置 Motor Position

| | |
|---|---|
| LS | 馬達左方 Motor Left |
| LU | 馬達左上方 Motor Upper Left |
| LD | 馬達左下方 Motor Lower Left |
| RS | 馬達右方 Motor Right |
| RU | 馬達右上方 Motor Upper Right |
| RD | 馬達右下方 Motor Lower Right |

■馬達廠牌 Motor Brand

| | | | |
|---|---|---|---|
| M | 三菱 Mitsubishi | 10 | – |
| P | 鬆下 Matsushita | 20 | 200w |
| Y | 安川 Yaskawa | 40 | – |
| D | 臺達 Delta | 75 | – |

※若無煞車則不表示.※If No Brake,No Description

■限位傳感器數量 Photoelectric Sensor

| | |
|---|---|
| P1 | 1祇 1PCS |
| P2 | 2祇 2PCS |
| P3 | 3祇 3PCS |

※未標記：無No ※ Mark：No Sensor





## 基本仕樣 Specification

| | | | |
|---|---|---|---|
| 規格 Spec | 位置重復精度 Repeatability (mm) | | ±0.04 |
| | 導程 Lead (mm) | | 40 |
| | 最高速度 Maximum Speed (mm/s) | | 2000 |
| | 最大可搬重量 Maximum Payload | 水平使用 Horizontal (kg) | 25 |
| | | 垂直使用 Vertical (kg) | |
| | 定格推力 Rated Thrust (N) | | 100 |
| | 標準行程 Stroke Pitch (mm) | | 500–800mm/50間隔 50 mm Pitch |
| 部品 Parts | AC伺服馬達容量 Maximum Static Torque (N.m.) | | 200 |
| | 皮帶寬度 Belt Width | | 22 |
| | 高剛性直綫滑軌 High Rigidity Linear Guide (mm) | | W15xH12.5 |
| | 原點感應器 Home Sensor | 外挂 Outside | EE–SX672(NPN) |

※馬達加減速設定0.4秒
Acceleration and deacceleration value is set 0.4 second.

## 感應器接線圖<原點極端點> Sensor Layout

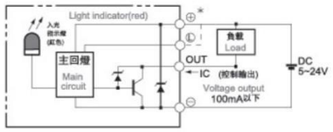


## 容許負載力距表 Allowable Overhang

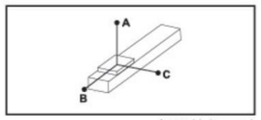


( 單位 Unit : mm)

| 水平安裝 Horizontal Installation | A | B | C |
|---|---|---|---|
| 10kg | 1794 | 688 | 538 |
| 20kg | 858 | 324 | 253 |
| 25kg | 670 | 251 | 197 |

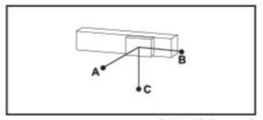


( 單位 Unit : mm)

| 壁挂安裝 Wall Installation | A | B | C |
|---|---|---|---|
| 15kg | 348 | 446 | 1170 |
| 18kg | 285 | 365 | 961 |
| 25kg | 197 | 251 | 670 |

## 靜態容許負載慣量 Static Loading Moment

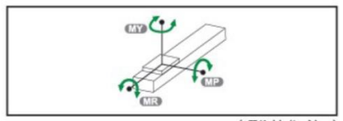


( 單位 Unit : N.m)

| | |
|---|---|
| MY | 551 |
| MP | 552 |
| MR | 485 |

※力矩表所表示的數據，代表重心。
The torque value in the chart indicate the center of gravity.
※符合型錄規範的正常使用下,保證壽命爲5000公裏.
Operation life is 10,000 km when the product is using under the specified conditions.
※倒吊使用無法套用標準規範,如有需求請洽飢我司業務.
Data information is not for ceiling-mount inverse use.
Contact us for the details if you want to apply ceiling-mount inverse usage.

## 搭配步進馬達一覽表 Options of Stepper Motors

| 廠牌 Brand | 馬達記號 Mark | 煞車有無 Brake | 馬達容量 Watt | 電源電壓 AC–Voltage | 伺服馬達型號 Motor Model | 驅動器型號 Driver Model |
|---|---|---|---|---|---|---|
| 三菱 Mitsubishi | M | 無煞車（水平仕樣） No Brake（Horizontal Type） | 200 | 220 | HG–KR23 | MR–J4–20A |
| 國際 Panasonic | P | 無煞車（水平仕樣） No Brake（Horizontal Type） | 200 | 220 | MHMD022G1U | MADHT1507 |
| 臺達 Delta | D | 無煞車（水平仕樣） No Brake（Horizontal Type） | 200 | 220 | ECMA–C20602ES | ASD–B20221–B |

# AT135-4P 單軸/Single axis

皮帶驅動 Belt Drive

## LS 馬達左折 Motor Left Side

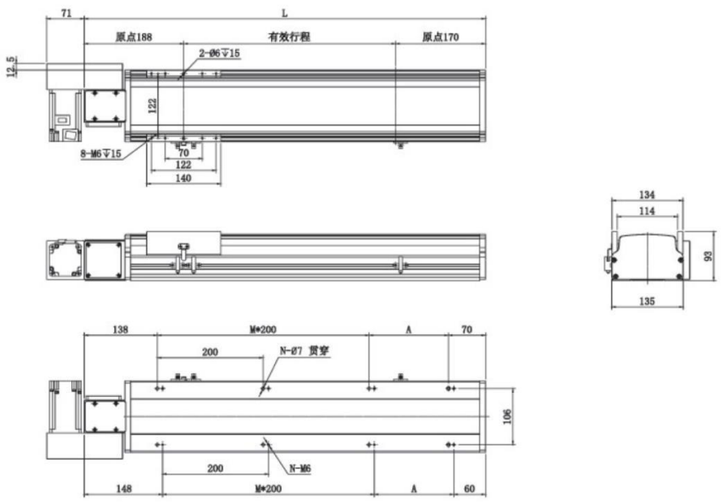


| 有效行程 Stroke | 50 | 100 | 150 | 200 | 250 | 300 | 350 | 400 | 450 | 500 | 550 | 600 | 650 | 700 | 750 | 800 | 850 | 900 | 950 | 1000 | 1050 | 1100 | 1150 | 1200 | 1250 | 1300 | 1350 | 1400 | 1450 | 1500 | 1550 |
|---|---|---|---|---|---|---|---|---|---|---|---|---|---|---|---|---|---|---|---|---|---|---|---|---|---|---|---|---|---|---|---|
| L | 408 | 458 | 508 | 558 | 608 | 658 | 708 | 758 | 808 | 858 | 908 | 958 | 1008 | 1058 | 1108 | 1158 | 1208 | 1258 | 1308 | 1358 | 1408 | 1458 | 1508 | 1558 | 1608 | 1658 | 1708 | 1758 | 1808 | 1858 | 1908 |
| A | 20 | 50 | 100 | 150 | 200 | 50 | 100 | 150 | 200 | 50 | 100 | 150 | 200 | 50 | 100 | 150 | 200 | 50 | 100 | 150 | 200 | 50 | 100 | 150 | 200 | 50 | 100 | 150 | 200 | 50 | 100 |
| M | 0 | 1 | 1 | 1 | 1 | 2 | 2 | 2 | 2 | 3 | 3 | 3 | 3 | 4 | 4 | 4 | 4 | 5 | 5 | 5 | 5 | 6 | 6 | 6 | 6 | 7 | 7 | 7 | 7 | 8 | 8 |
| N | 4 | 6 | 6 | 6 | 6 | 8 | 8 | 8 | 8 | 10 | 10 | 10 | 10 | 12 | 12 | 12 | 12 | 14 | 14 | 14 | 14 | 16 | 16 | 16 | 16 | 18 | 18 | 18 | 18 | 20 | 20 |
| KG | 8.2 | 8.6 | 9 | 9.5 | 10 | 10.5 | 11 | 11.4 | 12 | 12.4 | 13 | 13.4 | 13.9 | 14.4 | 14.9 | 15.4 | 15.9 | 16.4 | 16.9 | 17.3 | 17.9 | 18.5 | 19.1 | 19.7 | 20.3 | 20.9 | 21.5 | 22.1 | 22.7 | 23.3 | 23.9 |

| 有效行程 Stroke | 1600 | 1650 | 1700 | 1750 | 1800 | 1850 | 1900 | 1950 | 2000 | 2050 | 2100 | 2150 | 2200 | 2250 | 2300 | 2350 | 2400 | 2450 | 2500 | 2550 | 2600 | 2650 | 2700 | 2750 | 2800 | 2850 | 2900 | 2950 | 3000 | 3050 |
|---|---|---|---|---|---|---|---|---|---|---|---|---|---|---|---|---|---|---|---|---|---|---|---|---|---|---|---|---|---|---|
| L | 1958 | 2008 | 2058 | 2108 | 2158 | 2208 | 2258 | 2308 | 2358 | 2408 | 2458 | 2508 | 2558 | 2608 | 2658 | 2708 | 2758 | 2808 | 2858 | 2908 | 2958 | 3008 | 3058 | 3108 | 3158 | 3208 | 3258 | 3308 | 3358 | 3408 |
| A | 150 | 200 | 50 | 100 | 150 | 200 | 50 | 100 | 150 | 200 | 50 | 1000 | 150 | 200 | 50 | 100 | 150 | 200 | 50 | 100 | 150 | 200 | 50 | 1000 | 1500 | 2000 | 50 | 1000 | 150 | 200 |
| M | 8 | 8 | 9 | 9 | 9 | 9 | 10 | 10 | 10 | 10 | 11 | 11 | 11 | 11 | 12 | 12 | 12 | 12 | 13 | 13 | 13 | 13 | 14 | 14 | 14 | 14 | 15 | 15 | 15 | 15 |
| N | 20 | 20 | 22 | 22 | 22 | 22 | 24 | 24 | 24 | 24 | 26 | 26 | 26 | 26 | 28 | 28 | 28 | 28 | 30 | 30 | 30 | 30 | 32 | 32 | 32 | 32 | 34 | 34 | 34 | 34 |
| KG | 24.5 | 25.1 | 25.7 | 26.3 | 26.9 | 27.5 | 28.1 | 28.7 | 29.3 | 29.9 | 30.5 | 31.1 | 31.7 | 32.3 | 32.9 | 33.5 | 33.5 | 34.7 | 35.5 | 35.9 | 36.5 | 37.1 | 37.7 | 38.3 | 38.9 | 39.5 | 40.1 | 40.7 | 41.3 | 41.9 |

## RS 馬達右折 Motor Right Side

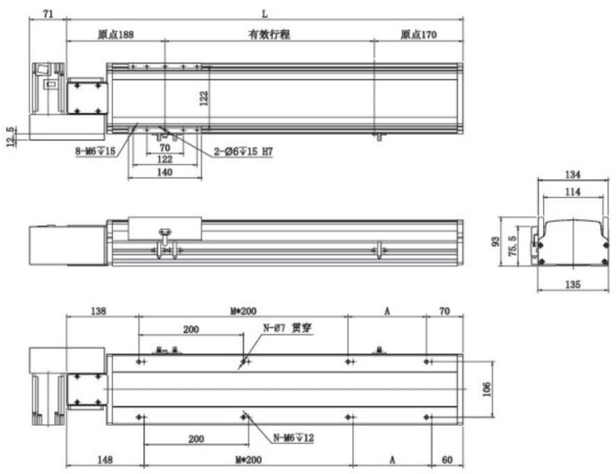


| 有效行程 Stroke | 50 | 100 | 150 | 200 | 250 | 300 | 350 | 400 | 450 | 500 | 550 | 600 | 650 | 700 | 750 | 800 | 850 | 900 | 950 | 1000 | 1050 | 1100 | 1150 | 1200 | 1250 | 1300 | 1350 | 1400 | 1450 | 1500 | 1550 |
|---|---|---|---|---|---|---|---|---|---|---|---|---|---|---|---|---|---|---|---|---|---|---|---|---|---|---|---|---|---|---|---|
| L | 408 | 458 | 508 | 558 | 608 | 658 | 708 | 758 | 808 | 858 | 908 | 958 | 1008 | 1058 | 1108 | 1158 | 1208 | 1258 | 1308 | 1358 | 1408 | 1458 | 1508 | 1558 | 1608 | 1658 | 1708 | 1758 | 1808 | 1858 | 1908 |
| A | 20 | 50 | 100 | 150 | 200 | 50 | 100 | 150 | 200 | 50 | 100 | 150 | 200 | 50 | 100 | 150 | 200 | 50 | 100 | 150 | 200 | 50 | 100 | 150 | 200 | 50 | 100 | 150 | 200 | 50 | 100 |
| M | 0 | 1 | 1 | 1 | 1 | 2 | 2 | 2 | 2 | 3 | 3 | 3 | 3 | 4 | 4 | 4 | 4 | 5 | 5 | 5 | 5 | 6 | 6 | 6 | 6 | 7 | 7 | 7 | 7 | 8 | 8 |
| N | 4 | 6 | 6 | 6 | 6 | 8 | 8 | 8 | 8 | 10 | 10 | 10 | 10 | 12 | 12 | 12 | 12 | 14 | 14 | 14 | 14 | 16 | 16 | 16 | 16 | 18 | 18 | 18 | 18 | 20 | 20 |
| KG | 8.2 | 8.6 | 9 | 9.5 | 10 | 10.5 | 11 | 11.4 | 12 | 12.4 | 13 | 13.4 | 13.9 | 14.4 | 14.9 | 15.4 | 15.9 | 16.4 | 16.9 | 17.3 | 17.9 | 18.5 | 19.1 | 19.7 | 20.3 | 20.9 | 21.5 | 22.1 | 22.7 | 23.3 | 23.9 |

| 有效行程 Stroke | 1600 | 1650 | 1700 | 1750 | 1800 | 1850 | 1900 | 1950 | 2000 | 2050 | 2100 | 2150 | 2200 | 2250 | 2300 | 2350 | 2400 | 2450 | 2500 | 2550 | 2600 | 2650 | 2700 | 2750 | 2800 | 2850 | 2900 | 2950 | 3000 | 3050 |
|---|---|---|---|---|---|---|---|---|---|---|---|---|---|---|---|---|---|---|---|---|---|---|---|---|---|---|---|---|---|---|
| L | 1958 | 2008 | 2058 | 2108 | 2158 | 2208 | 2258 | 2308 | 2358 | 2408 | 2458 | 2508 | 2558 | 2608 | 2658 | 2708 | 2758 | 2808 | 2858 | 2908 | 2958 | 3008 | 3058 | 3108 | 3158 | 3208 | 3258 | 3308 | 3358 | 3408 |
| A | 150 | 200 | 50 | 100 | 150 | 200 | 50 | 100 | 150 | 200 | 50 | 1000 | 150 | 200 | 50 | 100 | 150 | 200 | 50 | 100 | 150 | 200 | 50 | 1000 | 1500 | 2000 | 50 | 1000 | 150 | 200 |
| M | 8 | 8 | 9 | 9 | 9 | 9 | 10 | 10 | 10 | 10 | 11 | 11 | 11 | 11 | 12 | 12 | 12 | 12 | 13 | 13 | 13 | 13 | 14 | 14 | 14 | 14 | 15 | 15 | 15 | 15 |
| N | 20 | 20 | 22 | 22 | 22 | 22 | 24 | 24 | 24 | 24 | 26 | 26 | 26 | 26 | 28 | 28 | 28 | 28 | 30 | 30 | 30 | 30 | 32 | 32 | 32 | 32 | 34 | 34 | 34 | 34 |
| KG | 24.5 | 25.1 | 25.7 | 26.3 | 26.9 | 27.5 | 28.1 | 28.7 | 29.3 | 29.9 | 30.5 | 31.1 | 31.7 | 32.3 | 32.9 | 33.5 | 33.5 | 34.7 | 35.5 | 35.9 | 36.5 | 37.1 | 37.7 | 38.3 | 38.9 | 39.5 | 40.1 | 40.7 | 41.3 | 41.9 |



皮帶驅動 Belt Drive

## LU 馬達左上折 Motor Left Upper Side

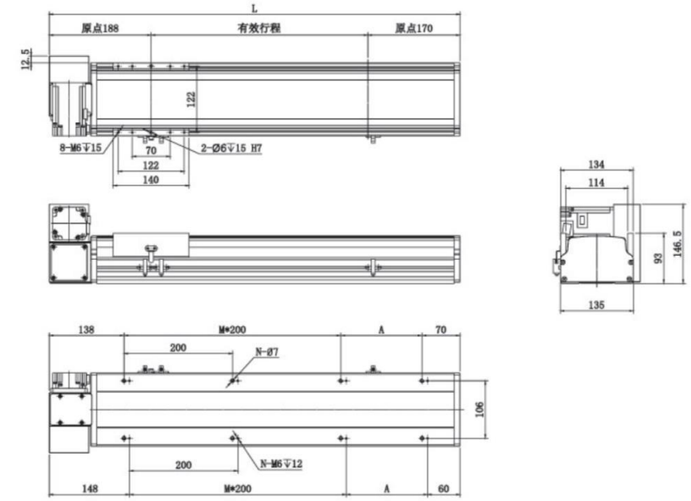


| 有效行程 Stroke | 50 | 100 | 150 | 200 | 250 | 300 | 350 | 400 | 450 | 500 | 550 | 600 | 650 | 700 | 750 | 800 | 850 | 900 | 950 | 1000 | 1050 | 1100 | 1150 | 1200 | 1250 | 1300 | 1350 | 1400 | 1450 | 1500 | 1550 |
|---|---|---|---|---|---|---|---|---|---|---|---|---|---|---|---|---|---|---|---|---|---|---|---|---|---|---|---|---|---|---|---|
| L | 408 | 458 | 508 | 558 | 608 | 658 | 708 | 758 | 808 | 858 | 908 | 958 | 1008 | 1058 | 1108 | 1158 | 1208 | 1258 | 1308 | 1358 | 1408 | 1458 | 1508 | 1558 | 1608 | 1658 | 1708 | 1758 | 1808 | 1858 | 1908 |
| A | 20 | 50 | 100 | 150 | 200 | 50 | 100 | 150 | 200 | 50 | 100 | 150 | 200 | 50 | 100 | 150 | 200 | 50 | 100 | 150 | 200 | 50 | 100 | 150 | 200 | 50 | 100 | 150 | 200 | 50 | 100 |
| M | 0 | 1 | 1 | 1 | 1 | 2 | 2 | 2 | 2 | 3 | 3 | 3 | 3 | 4 | 4 | 4 | 4 | 5 | 5 | 5 | 5 | 6 | 6 | 6 | 6 | 7 | 7 | 7 | 7 | 8 | 8 |
| N | 4 | 6 | 6 | 6 | 6 | 8 | 8 | 8 | 8 | 10 | 10 | 10 | 10 | 12 | 12 | 12 | 12 | 14 | 14 | 14 | 14 | 16 | 16 | 16 | 16 | 18 | 18 | 18 | 18 | 20 | 20 |
| KG | 8.2 | 8.6 | 9 | 9.5 | 10 | 10.5 | 11 | 11.4 | 12 | 12.4 | 13 | 13.4 | 13.9 | 14.4 | 14.9 | 15.4 | 15.9 | 16.4 | 16.9 | 17.3 | 17.9 | 18.5 | 19.1 | 19.7 | 20.3 | 20.9 | 21.5 | 22.1 | 22.7 | 23.3 | 23.9 |

| 有效行程 Stroke | 1600 | 1650 | 1700 | 1750 | 1800 | 1850 | 1900 | 1950 | 2000 | 2050 | 2100 | 2150 | 2200 | 2250 | 2300 | 2350 | 2400 | 2450 | 2500 | 2550 | 2600 | 2650 | 2700 | 2750 | 2800 | 2850 | 2900 | 2950 | 3000 | 3050 |
|---|---|---|---|---|---|---|---|---|---|---|---|---|---|---|---|---|---|---|---|---|---|---|---|---|---|---|---|---|---|---|
| L | 1958 | 2008 | 2058 | 2108 | 2158 | 2208 | 2258 | 2308 | 2358 | 2408 | 2458 | 2508 | 2558 | 2608 | 2658 | 2708 | 2758 | 2808 | 2858 | 2908 | 2958 | 3008 | 3058 | 3108 | 3158 | 3208 | 3258 | 3308 | 3358 | 3408 |
| A | 150 | 200 | 50 | 100 | 150 | 200 | 50 | 100 | 150 | 200 | 50 | 1000 | 150 | 200 | 50 | 100 | 150 | 200 | 50 | 100 | 150 | 200 | 50 | 1000 | 1500 | 2000 | 50 | 1000 | 150 | 200 |
| M | 8 | 8 | 9 | 9 | 9 | 9 | 10 | 10 | 10 | 10 | 11 | 11 | 11 | 11 | 12 | 12 | 12 | 12 | 13 | 13 | 13 | 13 | 14 | 14 | 14 | 14 | 15 | 15 | 15 | 15 |
| N | 20 | 20 | 22 | 22 | 22 | 22 | 24 | 24 | 24 | 24 | 26 | 26 | 26 | 26 | 28 | 28 | 28 | 28 | 30 | 30 | 30 | 30 | 32 | 32 | 32 | 32 | 34 | 34 | 34 | 34 |
| KG | 24.5 | 25.1 | 25.7 | 26.3 | 26.9 | 27.5 | 28.1 | 28.7 | 29.3 | 29.9 | 30.5 | 31.1 | 31.7 | 32.3 | 32.9 | 33.5 | 33.5 | 34.7 | 35.5 | 35.9 | 36.5 | 37.1 | 37.7 | 38.3 | 38.9 | 39.5 | 40.1 | 40.7 | 41.3 | 41.9 |

## RU 馬達右上折 Motor Right Upper Side

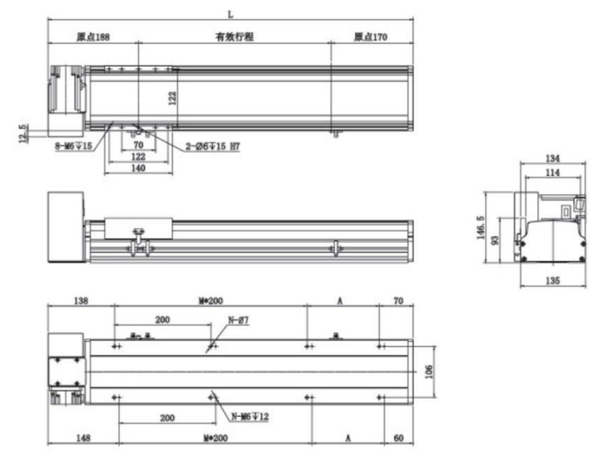


| 有效行程 Stroke | 50 | 100 | 150 | 200 | 250 | 300 | 350 | 400 | 450 | 500 | 550 | 600 | 650 | 700 | 750 | 800 | 850 | 900 | 950 | 1000 | 1050 | 1100 | 1150 | 1200 | 1250 | 1300 | 1350 | 1400 | 1450 | 1500 | 1550 |
|---|---|---|---|---|---|---|---|---|---|---|---|---|---|---|---|---|---|---|---|---|---|---|---|---|---|---|---|---|---|---|---|
| L | 408 | 458 | 508 | 558 | 608 | 658 | 708 | 758 | 808 | 858 | 908 | 958 | 1008 | 1058 | 1108 | 1158 | 1208 | 1258 | 1308 | 1358 | 1408 | 1458 | 1508 | 1558 | 1608 | 1658 | 1708 | 1758 | 1808 | 1858 | 1908 |
| A | 20 | 50 | 100 | 150 | 200 | 50 | 100 | 150 | 200 | 50 | 100 | 150 | 200 | 50 | 100 | 150 | 200 | 50 | 100 | 150 | 200 | 50 | 100 | 150 | 200 | 50 | 100 | 150 | 200 | 50 | 100 |
| M | 0 | 1 | 1 | 1 | 1 | 2 | 2 | 2 | 2 | 3 | 3 | 3 | 3 | 4 | 4 | 4 | 4 | 5 | 5 | 5 | 5 | 6 | 6 | 6 | 6 | 7 | 7 | 7 | 7 | 8 | 8 |
| N | 4 | 6 | 6 | 6 | 6 | 8 | 8 | 8 | 8 | 10 | 10 | 10 | 10 | 12 | 12 | 12 | 12 | 14 | 14 | 14 | 14 | 16 | 16 | 16 | 16 | 18 | 18 | 18 | 18 | 20 | 20 |
| KG | 8.2 | 8.6 | 9 | 9.5 | 10 | 10.5 | 11 | 11.4 | 12 | 12.4 | 13 | 13.4 | 13.9 | 14.4 | 14.9 | 15.4 | 15.9 | 16.4 | 16.9 | 17.3 | 17.9 | 18.5 | 19.1 | 19.7 | 20.3 | 20.9 | 21.5 | 22.1 | 22.7 | 23.3 | 23.9 |

| 有效行程 Stroke | 1600 | 1650 | 1700 | 1750 | 1800 | 1850 | 1900 | 1950 | 2000 | 2050 | 2100 | 2150 | 2200 | 2250 | 2300 | 2350 | 2400 | 2450 | 2500 | 2550 | 2600 | 2650 | 2700 | 2750 | 2800 | 2850 | 2900 | 2950 | 3000 | 3050 |
|---|---|---|---|---|---|---|---|---|---|---|---|---|---|---|---|---|---|---|---|---|---|---|---|---|---|---|---|---|---|---|
| L | 1958 | 2008 | 2058 | 2108 | 2158 | 2208 | 2258 | 2308 | 2358 | 2408 | 2458 | 2508 | 2558 | 2608 | 2658 | 2708 | 2758 | 2808 | 2858 | 2908 | 2958 | 3008 | 3058 | 3108 | 3158 | 3208 | 3258 | 3308 | 3358 | 3408 |
| A | 150 | 200 | 50 | 100 | 150 | 200 | 50 | 100 | 150 | 200 | 50 | 1000 | 150 | 200 | 50 | 100 | 150 | 200 | 50 | 100 | 150 | 200 | 50 | 1000 | 1500 | 2000 | 50 | 1000 | 150 | 200 |
| M | 8 | 8 | 9 | 9 | 9 | 9 | 10 | 10 | 10 | 10 | 11 | 11 | 11 | 11 | 12 | 12 | 12 | 12 | 13 | 13 | 13 | 13 | 14 | 14 | 14 | 14 | 15 | 15 | 15 | 15 |
| N | 20 | 20 | 22 | 22 | 22 | 22 | 24 | 24 | 24 | 24 | 26 | 26 | 26 | 26 | 28 | 28 | 28 | 28 | 30 | 30 | 30 | 30 | 32 | 32 | 32 | 32 | 34 | 34 | 34 | 34 |
| KG | 24.5 | 25.1 | 25.7 | 26.3 | 26.9 | 27.5 | 28.1 | 28.7 | 29.3 | 29.9 | 30.5 | 31.1 | 31.7 | 32.3 | 32.9 | 33.5 | 33.5 | 34.7 | 35.5 | 35.9 | 36.5 | 37.1 | 37.7 | 38.3 | 38.9 | 39.5 | 40.1 | 40.7 | 41.3 | 41.9 |

# AT135-4P 單軸/Single axis

皮帶驅動 Belt Drive

## LD 馬達左下折 Motor Left Lower Side

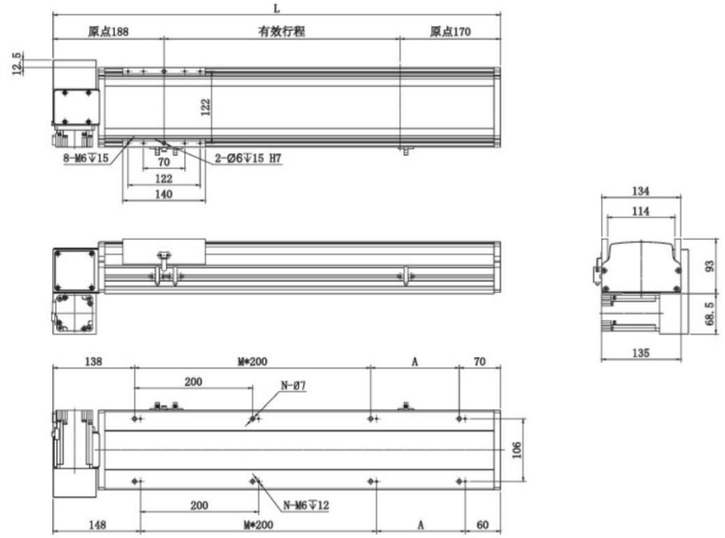


| 有效行程 Stroke | 50 | 100 | 150 | 200 | 250 | 300 | 350 | 400 | 450 | 500 | 550 | 600 | 650 | 700 | 750 | 800 | 850 | 900 | 950 | 1000 | 1050 | 1100 | 1150 | 1200 | 1250 | 1300 | 1350 | 1400 | 1450 | 1500 | 1550 |
|---|---|---|---|---|---|---|---|---|---|---|---|---|---|---|---|---|---|---|---|---|---|---|---|---|---|---|---|---|---|---|---|
| L | 408 | 458 | 508 | 558 | 608 | 658 | 708 | 758 | 808 | 858 | 908 | 958 | 1008 | 1058 | 1108 | 1158 | 1208 | 1258 | 1308 | 1358 | 1408 | 1458 | 1508 | 1558 | 1608 | 1658 | 1708 | 1758 | 1808 | 1858 | 1908 |
| A | 20 | 50 | 100 | 150 | 200 | 50 | 100 | 150 | 200 | 50 | 100 | 150 | 200 | 50 | 100 | 150 | 200 | 50 | 100 | 150 | 200 | 50 | 100 | 150 | 200 | 50 | 100 | 150 | 200 | 50 | 100 |
| M | 0 | 1 | 1 | 1 | 1 | 2 | 2 | 2 | 2 | 3 | 3 | 3 | 3 | 4 | 4 | 4 | 4 | 5 | 5 | 5 | 5 | 6 | 6 | 6 | 6 | 7 | 7 | 7 | 7 | 8 | 8 |
| N | 4 | 6 | 6 | 6 | 6 | 8 | 8 | 8 | 8 | 10 | 10 | 10 | 10 | 12 | 12 | 12 | 12 | 14 | 14 | 14 | 14 | 16 | 16 | 16 | 16 | 18 | 18 | 18 | 18 | 20 | 20 |
| KG | 8.2 | 8.8 | 9 | 9.5 | 10 | 10.5 | 11 | 11.4 | 12 | 12.4 | 13 | 13.4 | 13.9 | 14.4 | 14.9 | 15.4 | 15.9 | 16.4 | 16.9 | 17.3 | 17.9 | 18.5 | 19.1 | 19.7 | 20.3 | 20.9 | 21.5 | 22.1 | 22.7 | 23.3 | 23.9 |

| 有效行程 Stroke | 1600 | 1650 | 1700 | 1750 | 1800 | 1850 | 1900 | 1950 | 2000 | 2050 | 2100 | 2150 | 2200 | 2250 | 2300 | 2350 | 2400 | 2450 | 2500 | 2550 | 2600 | 2650 | 2700 | 2750 | 2800 | 2850 | 2900 | 2950 | 3000 | 3050 |
|---|---|---|---|---|---|---|---|---|---|---|---|---|---|---|---|---|---|---|---|---|---|---|---|---|---|---|---|---|---|---|
| L | 1958 | 2008 | 2058 | 2108 | 2158 | 2208 | 2258 | 2308 | 2358 | 2408 | 2458 | 2508 | 2558 | 2608 | 2658 | 2708 | 2758 | 2808 | 2858 | 2908 | 2958 | 3008 | 3058 | 3108 | 3158 | 3208 | 3258 | 3308 | 3358 | 3408 |
| A | 150 | 200 | 50 | 100 | 150 | 200 | 50 | 100 | 150 | 200 | 50 | 1000 | 150 | 200 | 50 | 100 | 150 | 200 | 50 | 100 | 150 | 200 | 50 | 1000 | 1500 | 2000 | 50 | 1000 | 150 | 200 |
| M | 8 | 8 | 9 | 9 | 9 | 9 | 10 | 10 | 10 | 10 | 11 | 11 | 11 | 11 | 12 | 12 | 12 | 12 | 13 | 13 | 13 | 13 | 14 | 14 | 14 | 14 | 15 | 15 | 15 | 15 |
| N | 20 | 20 | 22 | 22 | 22 | 22 | 24 | 24 | 24 | 24 | 26 | 26 | 26 | 26 | 28 | 28 | 28 | 28 | 30 | 30 | 30 | 30 | 32 | 32 | 32 | 32 | 34 | 34 | 34 | 34 |
| KG | 24.5 | 25.1 | 25.7 | 26.3 | 26.9 | 27.5 | 28.1 | 28.7 | 29.3 | 29.9 | 30.5 | 31.1 | 31.7 | 32.3 | 32.9 | 33.5 | 33.5 | 34.7 | 35.5 | 35.9 | 36.5 | 37.1 | 37.7 | 38.3 | 38.9 | 39.5 | 40.1 | 40.7 | 41.3 | 41.9 |

## RD 馬達右下折 Motor Right Lower Side

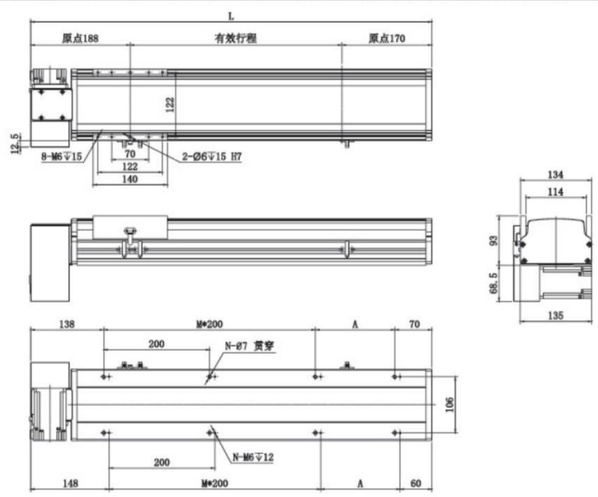


| 有效行程 Stroke | 50 | 100 | 150 | 200 | 250 | 300 | 350 | 400 | 450 | 500 | 550 | 600 | 650 | 700 | 750 | 800 | 850 | 900 | 950 | 1000 | 1050 | 1100 | 1150 | 1200 | 1250 | 1300 | 1350 | 1400 | 1450 | 1500 | 1550 |
|---|---|---|---|---|---|---|---|---|---|---|---|---|---|---|---|---|---|---|---|---|---|---|---|---|---|---|---|---|---|---|---|
| L | 408 | 458 | 508 | 558 | 608 | 658 | 708 | 758 | 808 | 858 | 908 | 958 | 1008 | 1058 | 1108 | 1158 | 1208 | 1258 | 1308 | 1358 | 1408 | 1458 | 1508 | 1558 | 1608 | 1658 | 1708 | 1758 | 1808 | 1858 | 1908 |
| A | 20 | 50 | 100 | 150 | 200 | 50 | 100 | 150 | 200 | 50 | 100 | 150 | 200 | 50 | 100 | 150 | 200 | 50 | 100 | 150 | 200 | 50 | 100 | 150 | 200 | 50 | 100 | 150 | 200 | 50 | 100 |
| M | 0 | 1 | 1 | 1 | 1 | 2 | 2 | 2 | 2 | 3 | 3 | 3 | 3 | 4 | 4 | 4 | 4 | 5 | 5 | 5 | 5 | 6 | 6 | 6 | 6 | 7 | 7 | 7 | 7 | 8 | 8 |
| N | 4 | 6 | 6 | 6 | 6 | 8 | 8 | 8 | 8 | 10 | 10 | 10 | 10 | 12 | 12 | 12 | 12 | 14 | 14 | 14 | 14 | 16 | 16 | 16 | 16 | 18 | 18 | 18 | 18 | 20 | 20 |
| KG | 8.2 | 8.8 | 9 | 9.5 | 10 | 10.5 | 11 | 11.4 | 12 | 12.4 | 13 | 13.4 | 13.9 | 14.4 | 14.9 | 15.4 | 15.9 | 16.4 | 16.9 | 17.3 | 17.9 | 18.5 | 19.1 | 19.7 | 20.3 | 20.9 | 21.5 | 22.1 | 22.7 | 23.3 | 23.9 |

| 有效行程 Stroke | 1600 | 1650 | 1700 | 1750 | 1800 | 1850 | 1900 | 1950 | 2000 | 2050 | 2100 | 2150 | 2200 | 2250 | 2300 | 2350 | 2400 | 2450 | 2500 | 2550 | 2600 | 2650 | 2700 | 2750 | 2800 | 2850 | 2900 | 2950 | 3000 | 3050 |
|---|---|---|---|---|---|---|---|---|---|---|---|---|---|---|---|---|---|---|---|---|---|---|---|---|---|---|---|---|---|---|
| L | 1958 | 2008 | 2058 | 2108 | 2158 | 2208 | 2258 | 2308 | 2358 | 2408 | 2458 | 2508 | 2558 | 2608 | 2658 | 2708 | 2758 | 2808 | 2858 | 2908 | 2958 | 3008 | 3058 | 3108 | 3158 | 3208 | 3258 | 3308 | 3358 | 3408 |
| A | 150 | 200 | 50 | 100 | 150 | 200 | 50 | 100 | 150 | 200 | 50 | 1000 | 150 | 200 | 50 | 100 | 150 | 200 | 50 | 100 | 150 | 200 | 50 | 1000 | 1500 | 2000 | 50 | 1000 | 150 | 200 |
| M | 8 | 8 | 9 | 9 | 9 | 9 | 10 | 10 | 10 | 10 | 11 | 11 | 11 | 11 | 12 | 12 | 12 | 12 | 13 | 13 | 13 | 13 | 14 | 14 | 14 | 14 | 15 | 15 | 15 | 15 |
| N | 20 | 20 | 22 | 22 | 22 | 22 | 24 | 24 | 24 | 24 | 26 | 26 | 26 | 26 | 28 | 28 | 28 | 28 | 30 | 30 | 30 | 30 | 32 | 32 | 32 | 32 | 34 | 34 | 34 | 34 |
| KG | 24.5 | 25.1 | 25.7 | 26.3 | 26.9 | 27.5 | 28.1 | 28.7 | 29.3 | 29.9 | 30.5 | 31.1 | 31.7 | 32.3 | 32.9 | 33.5 | 33.5 | 34.7 | 35.5 | 35.9 | 36.5 | 37.1 | 37.7 | 38.3 | 38.9 | 39.5 | 40.1 | 40.7 | 41.3 | 41.9 |



MEMO

一般/線行仕樣 AS Series
一般/皮帶仕樣 AT Series
無塵/線行仕樣 ASC Series
無塵/皮帶仕樣 ATC Series
DZ模組 DZ Module
環境皮帶 ET Series

# AT170–4P 單軸/Single axis

皮帶驅動 Belt Drive



此圖僅供參考，出貨規格詳見尺寸圖面
The picture is just for the reference. Please check the the actual dimensions on the drawing.

| 最大行程 Maximum Stroke | 3050mm | 最大速度 Maximum Speed | 2000mm/s | 馬達容量 Motor Output | 400w | 直線滑軌 Linear Guide | 20X15–2支 |
|---|---|---|---|---|---|---|---|

## 型號表示方式 Ordering Method

AT170–4P – L40 – 500 – LS – M40 – P3

本體型號 Moedel

■ 導程 Lead

| | |
|---|---|
| 40 | 40mm |

■ 行程 Stroke

50–4050mm
50間隔 50mm Pitch

■ 馬達位置 Motor Position

| | |
|---|---|
| LS | 馬達左方 Motor Left |
| LU | 馬達左上方 Motor Upper Left |
| LD | 馬達左下方 Motor Lower Left |
| RS | 馬達右方 Motor Right |
| RU | 馬達右上方 Motor Upper Right |
| RD | 馬達右下方 Motor Lower Right |

■ 馬達廠牌 Motor Brand

| | | | |
|---|---|---|---|
| M | 三菱 Mitsubishi | 10 | – |
| P | 鬆下 Matsushita | 20 | – |
| Y | 安川 Yaskawa | 40 | 400W |
| D | 臺達 Delta | 75 | – |

※若無煞車則不表示.※If No Brake,No Description

■ 限位傳感器數量 Photoelectric Sensor

| | |
|---|---|
| P1 | 1祇 1PCS |
| P2 | 2祇 2PCS |
| P3 | 3祇 3PCS |

※未標記：無No ※ Mark：No Sensor





## 基本仕樣 Specification

| | | | |
|---|---|---|---|
| 規格 Spec | 位置重復精度 Repeatability (mm) | | ±0.04 |
| | 導程 Lead (mm) | | 40 |
| | 最高速度 Maximum Speed (mm/s) | | 2000 |
| | 最大可搬重量 Maximum Payload | 水平使用 Horizontal (kg) | 45 |
| | | 垂直使用 Vertical (kg) | |
| | 定格推力 Rated Thrust (N) | | 204 |
| | 標準行程 Stroke Pitch (mm) | | 500–800mm/50間隔 50 mm Pitch |
| 部品 Parts | AC伺服馬達容量 Maximum Static Torque (N.m.) | | 400 |
| | 皮帶寬度 Belt Width | | 30 |
| | 高剛性直綫滑軌 High Rigidity Linear Guide (mm) | | W20xH15 |
| | 原點感應器 Home Sensor | 外挂 Outside | EE–SX672(NPN) |

※馬達加減速設定0.4秒
Acceleration and deacceleration value is set 0.4 second.

## 感應器接線圖<原點極端點> Sensor Layout

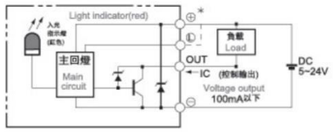


## 容許負載力距表 Allowable Overhang

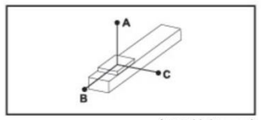


( 單位 Unit : mm)

| 水平安裝 Horizontal Installation | A | B | C |
|---|---|---|---|
| 10kg | 2942 | 1133 | 1033 |
| 20kg | 1430 | 547 | 498 |
| 30kg | 926 | 350 | 320 |
| 45kg | 588 | 219 | 201 |

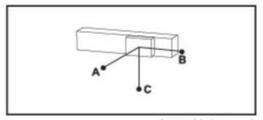


( 單位 Unit : mm)

| 壁挂安裝 Wall Installation | A | B | C |
|---|---|---|---|
| 15kg | 676 | 742 | 1933 |
| 25kg | 390 | 428 | 1127 |
| 35kg | 269 | 294 | 781 |
| 45kg | 201 | 219 | 588 |

## 靜態容許負載慣量 Static Loading Moment

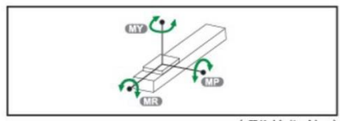


( 單位 Unit : N.m)

| | |
|---|---|
| MY | 1032 |
| MP | 1034 |
| MR | 908 |

※力矩表所表示的數據，代表重心。
The torque value in the chart indicate the center of gravity.
※符合型錄規範的正常使用下,保證壽命爲5000公裏.
Operation life is 10,000 km when the product is using under the specified conditions.
※倒吊使用無法套用標準規範,如有需求請洽訊我司業務.
Data information is not for ceiling-mount inverse use.
Contact us for the details if you want to apply ceiling-mount inverse usage.

## 搭配步進馬達一覽表 Options of Stepper Motors

| 廠牌 Brand | 馬達記號 Mark | 煞車有無 Brake | 馬達容量 Watt | 電源電壓 AC–Voltage | 伺服馬達型號 Motor Model | 驅動器型號 Driver Model |
|---|---|---|---|---|---|---|
| 三菱 Mitsubishi | M | 無煞車（水平仕樣） No Brake（Horizontal Type） | 400 | 220 | HG–KR43 | MR–J4–40A |
| 國際 Panasonic | P | 無煞車（水平仕樣） No Brake（Horizontal Type） | 400 | 220 | MHMD042G1U | MADHT2510 |
| 臺達 Delta | D | 無煞車（水平仕樣） No Brake（Horizontal Type） | 400 | 220 | ECMA–C20604ES | ASD–B20421–B |

# AT170-4P 單軸/Single axis

皮帶驅動 Belt Drive

## LS 馬達左折 Motor Left Side

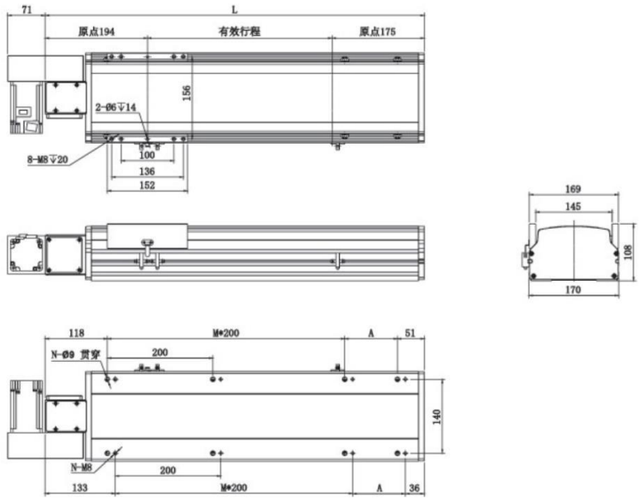


| 有效行程 Stroke | 50 | 100 | 150 | 200 | 250 | 300 | 350 | 400 | 450 | 500 | 550 | 600 | 650 | 700 | 750 | 800 | 850 | 900 | 950 | 1000 | 1050 | 1100 | 1150 | 1200 | 1250 | 1300 | 1350 | 1400 | 1450 | 1500 | 1550 |
|---|---|---|---|---|---|---|---|---|---|---|---|---|---|---|---|---|---|---|---|---|---|---|---|---|---|---|---|---|---|---|---|
| L | 419 | 469 | 219 | 569 | 619 | 669 | 719 | 769 | 819 | 869 | 919 | 969 | 1019 | 1069 | 1119 | 1169 | 1219 | 1269 | 1319 | 1369 | 1419 | 1469 | 1519 | 1569 | 1619 | 1669 | 1719 | 1769 | 1819 | 1869 | 1919 |
| A | 50 | 100 | 150 | 200 | 50 | 100 | 150 | 200 | 50 | 100 | 150 | 200 | 50 | 100 | 150 | 200 | 50 | 100 | 150 | 2000 | 50 | 1000 | 150 | 200 | 50 | 1000 | 150 | 150 | 50 | 100 | 150 |
| M | 1 | 1 | 1 | 1 | 2 | 2 | 2 | 2 | 3 | 3 | 3 | 3 | 4 | 4 | 4 | 4 | 5 | 5 | 5 | 5 | 6 | 6 | 6 | 6 | 7 | 7 | 7 | 7 | 8 | 8 | 8 |
| N | 6 | 6 | 6 | 6 | 8 | 8 | 8 | 8 | 10 | 10 | 10 | 10 | 12 | 12 | 12 | 12 | 14 | 14 | 14 | 14 | 16 | 16 | 16 | 16 | 18 | 18 | 18 | 18 | 20 | 20 | 20 |
| KG | 10.2 | 12 | 13.8 | 14.6 | 15.4 | 16.1 | 16.9 | 17.7 | 18.5 | 19.2 | 20 | 20.8 | 21.6 | 22.3 | 23.1 | 23.9 | 24.7 | 25.4 | 26.2 | 27 | 27.8 | 28.6 | 29.4 | 30.2 | 31 | 31.8 | 32.6 | 33.4 | 34.2 | 35 | 35.8 |

| 有效行程 Stroke | 1600 | 1650 | 1700 | 1750 | 1800 | 1850 | 1900 | 1950 | 2000 | 2050 | 2100 | 2150 | 2200 | 2250 | 2300 | 2350 | 2400 | 2450 | 2500 | 2550 | 2600 | 2650 | 2700 | 2750 | 2800 | 2850 | 2900 | 2950 | 3000 | 3050 |
|---|---|---|---|---|---|---|---|---|---|---|---|---|---|---|---|---|---|---|---|---|---|---|---|---|---|---|---|---|---|---|
| L | 1969 | 2019 | 2069 | 2119 | 2169 | 2219 | 2269 | 2319 | 2369 | 2419 | 2469 | 2519 | 2569 | 2619 | 2669 | 2719 | 2769 | 2819 | 2869 | 2919 | 2969 | 3019 | 3069 | 3119 | 3169 | 3219 | 3269 | 3319 | 3369 | 3419 |
| A | 200 | 50 | 100 | 150 | 200 | 50 | 100 | 150 | 200 | 50 | 100 | 150 | 200 | 50 | 100 | 150 | 200 | 500 | 100 | 150 | 200 | 50 | 100 | 150 | 200 | 50 | 100 | 150 | 200 | 50 |
| M | 8 | 9 | 9 | 9 | 9 | 10 | 10 | 10 | 10 | 11 | 11 | 11 | 11 | 12 | 12 | 12 | 12 | 13 | 13 | 13 | 13 | 14 | 14 | 14 | 14 | 15 | 15 | 15 | 15 | 16 |
| N | 20 | 22 | 22 | 2 | 22 | 24 | 24 | 24 | 24 | 26 | 26 | 26 | 26 | 28 | 28 | 28 | 28 | 30 | 30 | 30 | 30 | 32 | 32 | 32 | 32 | 34 | 34 | 34 | 34 | 36 |
| KG | 36.6 | 37.4 | 38.2 | 39 | 39.8 | 40.6 | 41.4 | 42.2 | 43 | 43.8 | 44.6 | 45.4 | 46.2 | 47 | 47.8 | 48.6 | 49.4 | 50.2 | 51 | 51.8 | 52.6 | 53.4 | 54.2 | 55 | 55.8 | 56.6 | 57.4 | 58.2 | 59 | 59.8 |

## RS 馬達右折 Motor Right Side

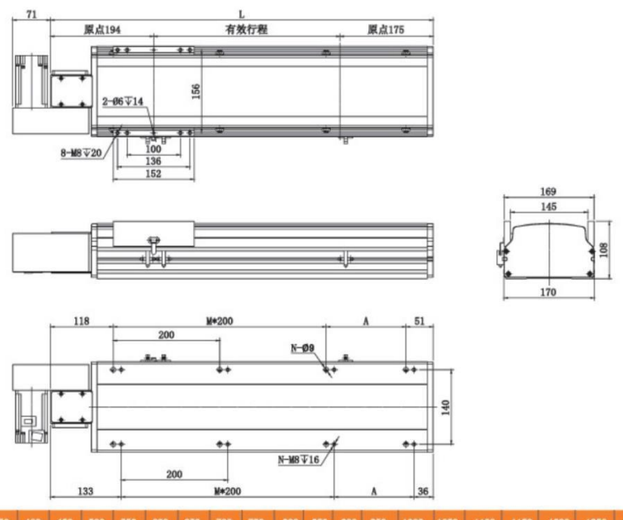


| 有效行程 Stroke | 50 | 100 | 150 | 200 | 250 | 300 | 350 | 400 | 450 | 500 | 550 | 600 | 650 | 700 | 750 | 800 | 850 | 900 | 950 | 1000 | 1050 | 1100 | 1150 | 1200 | 1250 | 1300 | 1350 | 1400 | 1450 | 1500 | 1550 |
|---|---|---|---|---|---|---|---|---|---|---|---|---|---|---|---|---|---|---|---|---|---|---|---|---|---|---|---|---|---|---|---|
| L | 419 | 469 | 219 | 569 | 619 | 669 | 719 | 769 | 819 | 869 | 919 | 969 | 1019 | 1069 | 1119 | 1169 | 1219 | 1269 | 1319 | 1369 | 1419 | 1469 | 1519 | 1569 | 1619 | 1669 | 1719 | 1769 | 1819 | 1869 | 1919 |
| A | 50 | 100 | 150 | 200 | 50 | 100 | 150 | 200 | 50 | 100 | 150 | 200 | 50 | 100 | 150 | 200 | 50 | 100 | 150 | 2000 | 50 | 1000 | 150 | 200 | 50 | 1000 | 150 | 150 | 50 | 100 | 150 |
| M | 1 | 1 | 1 | 1 | 2 | 2 | 2 | 2 | 3 | 3 | 3 | 3 | 4 | 4 | 4 | 4 | 5 | 5 | 5 | 5 | 6 | 6 | 6 | 6 | 7 | 7 | 7 | 7 | 8 | 8 | 8 |
| N | 6 | 6 | 6 | 6 | 8 | 8 | 8 | 8 | 10 | 10 | 10 | 10 | 12 | 12 | 12 | 12 | 14 | 14 | 14 | 14 | 16 | 16 | 16 | 16 | 18 | 18 | 18 | 18 | 20 | 20 | 20 |
| KG | 10.2 | 12 | 13.8 | 14.6 | 15.4 | 16.1 | 16.9 | 17.7 | 18.5 | 19.2 | 20 | 20.8 | 21.6 | 22.3 | 23.1 | 23.9 | 24.7 | 25.4 | 26.2 | 27 | 27.8 | 28.6 | 29.4 | 30.2 | 31 | 31.8 | 32.6 | 33.4 | 34.2 | 35 | 35.8 |

| 有效行程 Stroke | 1600 | 1650 | 1700 | 1750 | 1800 | 1850 | 1900 | 1950 | 2000 | 2050 | 2100 | 2150 | 2200 | 2250 | 2300 | 2350 | 2400 | 2450 | 2500 | 2550 | 2600 | 2650 | 2700 | 2750 | 2800 | 2850 | 2900 | 2950 | 3000 | 3050 |
|---|---|---|---|---|---|---|---|---|---|---|---|---|---|---|---|---|---|---|---|---|---|---|---|---|---|---|---|---|---|---|
| L | 1969 | 2019 | 2069 | 2119 | 2169 | 2219 | 2269 | 2319 | 2369 | 2419 | 2469 | 2519 | 2569 | 2619 | 2669 | 2719 | 2769 | 2819 | 2869 | 2919 | 2969 | 3019 | 3069 | 3119 | 3169 | 3219 | 3269 | 3319 | 3369 | 3419 |
| A | 200 | 50 | 100 | 150 | 200 | 50 | 100 | 150 | 200 | 50 | 100 | 150 | 200 | 50 | 100 | 150 | 200 | 500 | 100 | 150 | 200 | 50 | 100 | 150 | 200 | 50 | 100 | 150 | 200 | 50 |
| M | 8 | 9 | 9 | 9 | 9 | 10 | 10 | 10 | 10 | 11 | 11 | 11 | 11 | 12 | 12 | 12 | 12 | 13 | 13 | 13 | 13 | 14 | 14 | 14 | 14 | 15 | 15 | 15 | 15 | 16 |
| N | 20 | 22 | 22 | 2 | 22 | 24 | 24 | 24 | 24 | 26 | 26 | 26 | 26 | 28 | 28 | 28 | 28 | 30 | 30 | 30 | 30 | 32 | 32 | 32 | 32 | 34 | 34 | 34 | 34 | 36 |
| KG | 36.6 | 37.4 | 38.2 | 39 | 39.8 | 40.6 | 41.4 | 42.2 | 43 | 43.8 | 44.6 | 45.4 | 46.2 | 47 | 47.8 | 48.6 | 49.4 | 50.2 | 51 | 51.8 | 52.6 | 53.4 | 54.2 | 55 | 55.8 | 56.6 | 57.4 | 58.2 | 59 | 59.8 |



皮帶驅動 Belt Drive

## LU 馬達左上折 Motor Left Upper Side

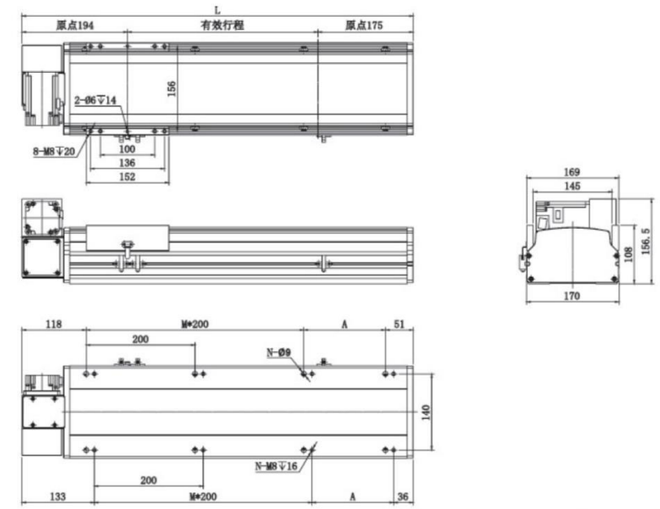


| 有效行程 Stroke | 50 | 100 | 150 | 200 | 250 | 300 | 350 | 400 | 450 | 500 | 550 | 600 | 650 | 700 | 750 | 800 | 850 | 900 | 950 | 1000 | 1050 | 1100 | 1150 | 1200 | 1250 | 1300 | 1350 | 1400 | 1450 | 1500 | 1550 |
|---|---|---|---|---|---|---|---|---|---|---|---|---|---|---|---|---|---|---|---|---|---|---|---|---|---|---|---|---|---|---|---|
| L | 419 | 469 | 219 | 569 | 619 | 669 | 719 | 769 | 819 | 869 | 919 | 969 | 1019 | 1069 | 1119 | 1169 | 1219 | 1269 | 1319 | 1369 | 1419 | 1469 | 1519 | 1569 | 1619 | 1669 | 1719 | 1769 | 1819 | 1869 | 1919 |
| A | 50 | 100 | 150 | 200 | 50 | 100 | 150 | 200 | 50 | 100 | 150 | 200 | 50 | 100 | 150 | 200 | 50 | 100 | 150 | 2000 | 50 | 1000 | 150 | 200 | 50 | 1000 | 150 | 150 | 50 | 100 | 150 |
| M | 1 | 1 | 1 | 1 | 2 | 2 | 2 | 2 | 3 | 3 | 3 | 3 | 4 | 4 | 4 | 4 | 5 | 5 | 5 | 5 | 6 | 6 | 6 | 6 | 7 | 7 | 7 | 7 | 8 | 8 | 8 |
| N | 6 | 6 | 6 | 6 | 8 | 8 | 8 | 8 | 10 | 10 | 10 | 10 | 12 | 12 | 12 | 12 | 14 | 14 | 14 | 14 | 16 | 16 | 16 | 16 | 18 | 18 | 18 | 18 | 20 | 20 | 20 |
| KG | 10.2 | 12 | 13.8 | 14.6 | 15.4 | 16.1 | 16.9 | 17.7 | 18.5 | 19.2 | 20 | 20.8 | 21.6 | 22.3 | 23.1 | 23.9 | 24.7 | 25.4 | 26.2 | 27 | 27.8 | 28.6 | 29.4 | 30.2 | 31 | 31.8 | 32.6 | 33.4 | 34.2 | 35 | 35.8 |

| 有效行程 Stroke | 1600 | 1650 | 1700 | 1750 | 1800 | 1850 | 1900 | 1950 | 2000 | 2050 | 2100 | 2150 | 2200 | 2250 | 2300 | 2350 | 2400 | 2450 | 2500 | 2550 | 2600 | 2650 | 2700 | 2750 | 2800 | 2850 | 2900 | 2950 | 3000 | 3050 |
|---|---|---|---|---|---|---|---|---|---|---|---|---|---|---|---|---|---|---|---|---|---|---|---|---|---|---|---|---|---|---|
| L | 1969 | 2019 | 2069 | 2119 | 2169 | 2219 | 2269 | 2319 | 2369 | 2419 | 2469 | 2519 | 2569 | 2619 | 2669 | 2719 | 2769 | 2819 | 2869 | 2919 | 2969 | 3019 | 3069 | 3119 | 3169 | 3219 | 3269 | 3319 | 3369 | 3419 |
| A | 200 | 50 | 100 | 150 | 200 | 50 | 100 | 150 | 200 | 50 | 100 | 150 | 200 | 50 | 100 | 150 | 200 | 500 | 100 | 150 | 200 | 50 | 100 | 150 | 200 | 50 | 100 | 150 | 200 | 50 |
| M | 8 | 9 | 9 | 9 | 9 | 10 | 10 | 10 | 10 | 11 | 11 | 11 | 11 | 12 | 12 | 12 | 12 | 13 | 13 | 13 | 13 | 14 | 14 | 14 | 14 | 15 | 15 | 15 | 15 | 16 |
| N | 20 | 22 | 22 | 2 | 22 | 24 | 24 | 24 | 24 | 26 | 26 | 26 | 26 | 28 | 28 | 28 | 28 | 30 | 30 | 30 | 30 | 32 | 32 | 32 | 32 | 34 | 34 | 34 | 34 | 36 |
| KG | 36.6 | 37.4 | 38.2 | 39 | 39.8 | 40.6 | 41.4 | 42.2 | 43 | 43.8 | 44.6 | 45.4 | 46.2 | 47 | 47.8 | 48.6 | 49.4 | 50.2 | 51 | 51.8 | 52.6 | 53.4 | 54.2 | 55 | 55.8 | 56.6 | 57.4 | 58.2 | 59 | 59.8 |

## RU 馬達右上折 Motor Right Upper Side

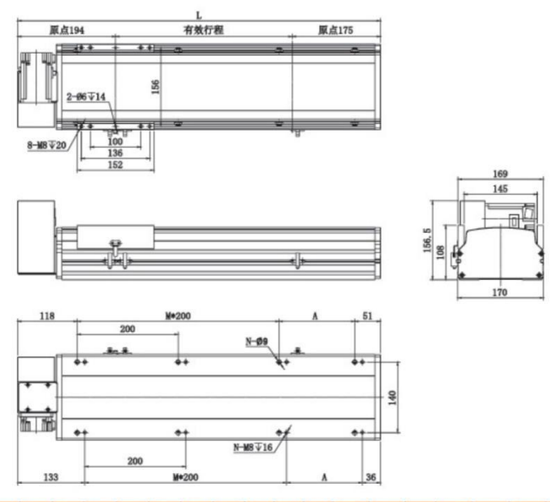


| 有效行程 Stroke | 50 | 100 | 150 | 200 | 250 | 300 | 350 | 400 | 450 | 500 | 550 | 600 | 650 | 700 | 750 | 800 | 850 | 900 | 950 | 1000 | 1050 | 1100 | 1150 | 1200 | 1250 | 1300 | 1350 | 1400 | 1450 | 1500 | 1550 |
|---|---|---|---|---|---|---|---|---|---|---|---|---|---|---|---|---|---|---|---|---|---|---|---|---|---|---|---|---|---|---|---|
| L | 419 | 469 | 219 | 569 | 619 | 669 | 719 | 769 | 819 | 869 | 919 | 969 | 1019 | 1069 | 1119 | 1169 | 1219 | 1269 | 1319 | 1369 | 1419 | 1469 | 1519 | 1569 | 1619 | 1669 | 1719 | 1769 | 1819 | 1869 | 1919 |
| A | 50 | 100 | 150 | 200 | 50 | 100 | 150 | 200 | 50 | 100 | 150 | 200 | 50 | 100 | 150 | 200 | 50 | 100 | 150 | 2000 | 50 | 1000 | 150 | 200 | 50 | 1000 | 150 | 150 | 50 | 100 | 150 |
| M | 1 | 1 | 1 | 1 | 2 | 2 | 2 | 2 | 3 | 3 | 3 | 3 | 4 | 4 | 4 | 4 | 5 | 5 | 5 | 5 | 6 | 6 | 6 | 6 | 7 | 7 | 7 | 7 | 8 | 8 | 8 |
| N | 6 | 6 | 6 | 6 | 8 | 8 | 8 | 8 | 10 | 10 | 10 | 10 | 12 | 12 | 12 | 12 | 14 | 14 | 14 | 14 | 16 | 16 | 16 | 16 | 18 | 18 | 18 | 18 | 20 | 20 | 20 |
| KG | 10.2 | 12 | 13.8 | 14.6 | 15.4 | 16.1 | 16.9 | 17.7 | 18.5 | 19.2 | 20 | 20.8 | 21.6 | 22.3 | 23.1 | 23.9 | 24.7 | 25.4 | 26.2 | 27 | 27.8 | 28.6 | 29.4 | 30.2 | 31 | 31.8 | 32.6 | 33.4 | 34.2 | 35 | 35.8 |

| 有效行程 Stroke | 1600 | 1650 | 1700 | 1750 | 1800 | 1850 | 1900 | 1950 | 2000 | 2050 | 2100 | 2150 | 2200 | 2250 | 2300 | 2350 | 2400 | 2450 | 2500 | 2550 | 2600 | 2650 | 2700 | 2750 | 2800 | 2850 | 2900 | 2950 | 3000 | 3050 |
|---|---|---|---|---|---|---|---|---|---|---|---|---|---|---|---|---|---|---|---|---|---|---|---|---|---|---|---|---|---|---|
| L | 1969 | 2019 | 2069 | 2119 | 2169 | 2219 | 2269 | 2319 | 2369 | 2419 | 2469 | 2519 | 2569 | 2619 | 2669 | 2719 | 2769 | 2819 | 2869 | 2919 | 2969 | 3019 | 3069 | 3119 | 3169 | 3219 | 3269 | 3319 | 3369 | 3419 |
| A | 200 | 50 | 100 | 150 | 200 | 50 | 100 | 150 | 200 | 50 | 100 | 150 | 200 | 50 | 100 | 150 | 200 | 500 | 100 | 150 | 200 | 50 | 100 | 150 | 200 | 50 | 100 | 150 | 200 | 50 |
| M | 8 | 9 | 9 | 9 | 9 | 10 | 10 | 10 | 10 | 11 | 11 | 11 | 11 | 12 | 12 | 12 | 12 | 13 | 13 | 13 | 13 | 14 | 14 | 14 | 14 | 15 | 15 | 15 | 15 | 16 |
| N | 20 | 22 | 22 | 2 | 22 | 24 | 24 | 24 | 24 | 26 | 26 | 26 | 26 | 28 | 28 | 28 | 28 | 30 | 30 | 30 | 30 | 32 | 32 | 32 | 32 | 34 | 34 | 34 | 34 | 36 |
| KG | 36.6 | 37.4 | 38.2 | 39 | 39.8 | 40.6 | 41.4 | 42.2 | 43 | 43.8 | 44.6 | 45.4 | 46.2 | 47 | 47.8 | 48.6 | 49.4 | 50.2 | 51 | 51.8 | 52.6 | 53.4 | 54.2 | 55 | 55.8 | 56.6 | 57.4 | 58.2 | 59 | 59.8 |

# AT170-4P 單軸/Single axis

皮帶驅動
Belt Drive



## LD 馬達左下折
Motor Left Lower Side

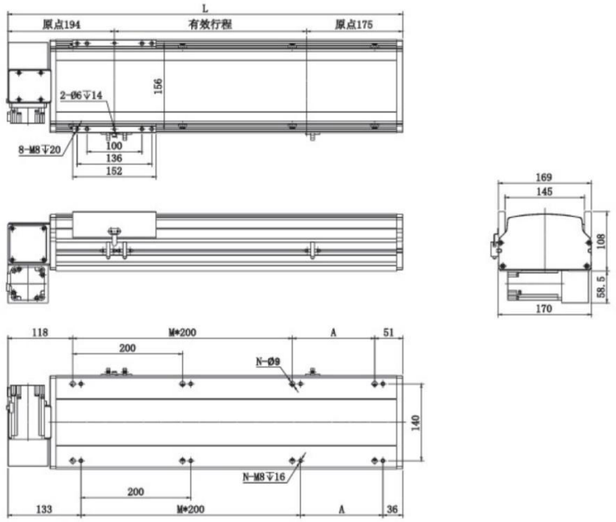


| 有效行程 Stroke | 50 | 100 | 150 | 200 | 250 | 300 | 350 | 400 | 450 | 500 | 550 | 600 | 650 | 700 | 750 | 800 | 850 | 900 | 950 | 1000 | 1050 | 1100 | 1150 | 1200 | 1250 | 1300 | 1350 | 1400 | 1450 | 1500 | 1550 |
|---|---|---|---|---|---|---|---|---|---|---|---|---|---|---|---|---|---|---|---|---|---|---|---|---|---|---|---|---|---|---|---|
| L | 419 | 469 | 219 | 569 | 619 | 669 | 719 | 769 | 819 | 869 | 919 | 969 | 1019 | 1069 | 1119 | 1169 | 1219 | 1269 | 1319 | 1369 | 1419 | 1469 | 1519 | 1569 | 1619 | 1669 | 1719 | 1769 | 1819 | 1869 | 1919 |
| A | 50 | 100 | 150 | 200 | 50 | 100 | 150 | 200 | 50 | 100 | 150 | 200 | 50 | 100 | 150 | 200 | 50 | 100 | 150 | 2000 | 50 | 1000 | 150 | 200 | 50 | 1000 | 150 | 150 | 50 | 100 | 150 |
| M | 1 | 1 | 1 | 1 | 2 | 2 | 2 | 2 | 3 | 3 | 3 | 3 | 4 | 4 | 4 | 4 | 5 | 5 | 5 | 5 | 6 | 6 | 6 | 6 | 7 | 7 | 7 | 7 | 8 | 8 | 8 |
| N | 6 | 6 | 6 | 6 | 8 | 8 | 8 | 8 | 10 | 10 | 10 | 10 | 12 | 12 | 12 | 12 | 14 | 14 | 14 | 14 | 16 | 16 | 16 | 16 | 18 | 18 | 18 | 18 | 20 | 20 | 20 |
| KG | 10.2 | 12 | 13.8 | 14.6 | 15.4 | 16.1 | 16.9 | 17.7 | 18.5 | 19.2 | 20 | 20.8 | 21.6 | 22.3 | 23.1 | 23.9 | 24.7 | 25.4 | 26.2 | 27 | 27.8 | 28.6 | 29.4 | 30.2 | 31 | 31.8 | 32.6 | 33.4 | 34.2 | 35 | 35.8 |

| 有效行程 Stroke | 1600 | 1650 | 1700 | 1750 | 1800 | 1850 | 1900 | 1950 | 2000 | 2050 | 2100 | 2150 | 2200 | 2250 | 2300 | 2350 | 2400 | 2450 | 2500 | 2550 | 2600 | 2650 | 2700 | 2750 | 2800 | 2850 | 2900 | 2950 | 3000 | 3050 |
|---|---|---|---|---|---|---|---|---|---|---|---|---|---|---|---|---|---|---|---|---|---|---|---|---|---|---|---|---|---|---|
| L | 1969 | 2019 | 2069 | 2119 | 2169 | 2219 | 2269 | 2319 | 2369 | 2419 | 2469 | 2519 | 2569 | 2619 | 2669 | 2719 | 2769 | 2819 | 2869 | 2919 | 2969 | 3019 | 3069 | 3119 | 3169 | 3219 | 3269 | 3319 | 3369 | 3419 |
| A | 200 | 50 | 100 | 150 | 200 | 50 | 100 | 150 | 200 | 50 | 100 | 150 | 200 | 50 | 100 | 150 | 200 | 500 | 100 | 150 | 200 | 50 | 100 | 150 | 200 | 50 | 100 | 150 | 200 | 50 |
| M | 8 | 9 | 9 | 9 | 9 | 10 | 10 | 10 | 10 | 11 | 11 | 11 | 11 | 12 | 12 | 12 | 12 | 13 | 13 | 13 | 13 | 14 | 14 | 14 | 14 | 15 | 15 | 15 | 15 | 16 |
| N | 20 | 22 | 22 | 2 | 22 | 24 | 24 | 24 | 24 | 26 | 26 | 26 | 26 | 28 | 28 | 28 | 28 | 30 | 30 | 30 | 30 | 32 | 32 | 32 | 32 | 34 | 34 | 34 | 34 | 36 |
| KG | 36.6 | 37.4 | 38.2 | 39 | 39.8 | 40.6 | 41.4 | 42.2 | 43 | 43.8 | 44.6 | 45.4 | 46.2 | 47 | 47.8 | 48.6 | 49.4 | 50.2 | 51 | 51.8 | 52.6 | 53.4 | 54.2 | 55 | 55.8 | 56.6 | 57.4 | 58.2 | 59 | 59.8 |

## RD 馬達右下折
Motor Right Lower Side

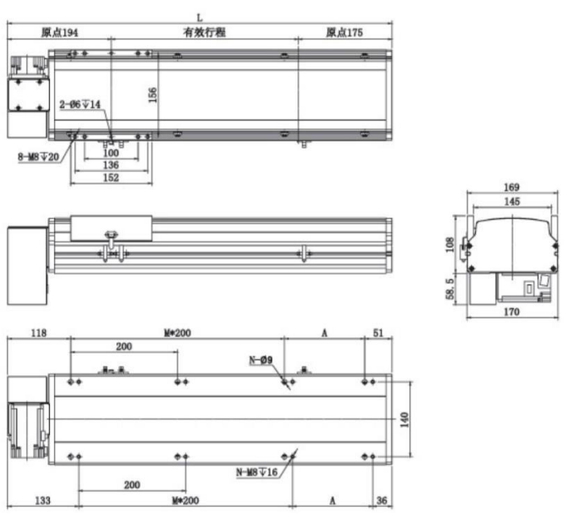


| 有效行程 Stroke | 50 | 100 | 150 | 200 | 250 | 300 | 350 | 400 | 450 | 500 | 550 | 600 | 650 | 700 | 750 | 800 | 850 | 900 | 950 | 1000 | 1050 | 1100 | 1150 | 1200 | 1250 | 1300 | 1350 | 1400 | 1450 | 1500 | 1550 |
|---|---|---|---|---|---|---|---|---|---|---|---|---|---|---|---|---|---|---|---|---|---|---|---|---|---|---|---|---|---|---|---|
| L | 419 | 469 | 219 | 569 | 619 | 669 | 719 | 769 | 819 | 869 | 919 | 969 | 1019 | 1069 | 1119 | 1169 | 1219 | 1269 | 1319 | 1369 | 1419 | 1469 | 1519 | 1569 | 1619 | 1669 | 1719 | 1769 | 1819 | 1869 | 1919 |
| A | 50 | 100 | 150 | 200 | 50 | 100 | 150 | 200 | 50 | 100 | 150 | 200 | 50 | 100 | 150 | 200 | 50 | 100 | 150 | 2000 | 50 | 1000 | 150 | 200 | 50 | 1000 | 150 | 150 | 50 | 100 | 150 |
| M | 1 | 1 | 1 | 1 | 2 | 2 | 2 | 2 | 3 | 3 | 3 | 3 | 4 | 4 | 4 | 4 | 5 | 5 | 5 | 5 | 6 | 6 | 6 | 6 | 7 | 7 | 7 | 7 | 8 | 8 | 8 |
| N | 6 | 6 | 6 | 6 | 8 | 8 | 8 | 8 | 10 | 10 | 10 | 10 | 12 | 12 | 12 | 12 | 14 | 14 | 14 | 14 | 16 | 16 | 16 | 16 | 18 | 18 | 18 | 18 | 20 | 20 | 20 |
| KG | 10.2 | 12 | 13.8 | 14.6 | 15.4 | 16.1 | 16.9 | 17.7 | 18.5 | 19.2 | 20 | 20.8 | 21.6 | 22.3 | 23.1 | 23.9 | 24.7 | 25.4 | 26.2 | 27 | 27.8 | 28.6 | 29.4 | 30.2 | 31 | 31.8 | 32.6 | 33.4 | 34.2 | 35 | 35.8 |

| 有效行程 Stroke | 1600 | 1650 | 1700 | 1750 | 1800 | 1850 | 1900 | 1950 | 2000 | 2050 | 2100 | 2150 | 2200 | 2250 | 2300 | 2350 | 2400 | 2450 | 2500 | 2550 | 2600 | 2650 | 2700 | 2750 | 2800 | 2850 | 2900 | 2950 | 3000 | 3050 |
|---|---|---|---|---|---|---|---|---|---|---|---|---|---|---|---|---|---|---|---|---|---|---|---|---|---|---|---|---|---|---|
| L | 1969 | 2019 | 2069 | 2119 | 2169 | 2219 | 2269 | 2319 | 2369 | 2419 | 2469 | 2519 | 2569 | 2619 | 2669 | 2719 | 2769 | 2819 | 2869 | 2919 | 2969 | 3019 | 3069 | 3119 | 3169 | 3219 | 3269 | 3319 | 3369 | 3419 |
| A | 200 | 50 | 100 | 150 | 200 | 50 | 100 | 150 | 200 | 50 | 100 | 150 | 200 | 50 | 100 | 150 | 200 | 500 | 100 | 150 | 200 | 50 | 100 | 150 | 200 | 50 | 100 | 150 | 200 | 50 |
| M | 8 | 9 | 9 | 9 | 9 | 10 | 10 | 10 | 10 | 11 | 11 | 11 | 11 | 12 | 12 | 12 | 12 | 13 | 13 | 13 | 13 | 14 | 14 | 14 | 14 | 15 | 15 | 15 | 15 | 16 |
| N | 20 | 22 | 22 | 2 | 22 | 24 | 24 | 24 | 24 | 26 | 26 | 26 | 26 | 28 | 28 | 28 | 28 | 30 | 30 | 30 | 30 | 32 | 32 | 32 | 32 | 34 | 34 | 34 | 34 | 36 |
| KG | 36.6 | 37.4 | 38.2 | 39 | 39.8 | 40.6 | 41.4 | 42.2 | 43 | 43.8 | 44.6 | 45.4 | 46.2 | 47 | 47.8 | 48.6 | 49.4 | 50.2 | 51 | 51.8 | 52.6 | 53.4 | 54.2 | 55 | 55.8 | 56.6 | 57.4 | 58.2 | 59 | 59.8 |



滑台系列

# ASC Series

## 無塵環境/螺桿式樣
## Clean Room/Ball Screw



## CONTENTS

# ASC50–1P 單軸/Single axis

無塵室 Clean Room　螺杆驅動 Ball Screw Drive

此圖僅供參考，出貨規格詳見尺寸圖面
The picture is just for the reference. Please check the the actual dimensions on the drawing.

| 最大行程 Maximum Stroke | 800mm | 最大速度 Maximum Speed | 1000mm/s | 馬達容量 Motor Output | 100w | 滾珠螺杆 Ball Screw | ø 12mm | 直綫滑軌 Linear Guide | 24x8.5–1支 |
|---|---|---|---|---|---|---|---|---|---|

## 型號表示方式 Ordering Method

**ASC50–1P – L10 – 500 – MS – M10 – P3**

本體型號 Moedel

■螺杆導程 Ball Screw Lead

| | |
|---|---|
| 05 | 5mm |
| 10 | 10mm |

■行程 Stroke

| |
|---|
| 50–800mm |
| 50間隔 50mm Pitch |

■馬達位置 Motor Position

| | |
|---|---|
| MS | 馬達直聯 Motor Position |
| ML | 馬達左折 Motor Left Side |
| MR | 馬達右折 Motor Right Side |
| MD | 馬達下折 Motor Bottom Side |

■馬達廠牌 Motor Brand

| | | | |
|---|---|---|---|
| M | 三菱 Mitsubishi | 10 | 100w |
| P | 鄂下 Matsushita | 20 | – |
| Y | 安川 Yaskawa | 40 | – |
| D | 臺達 Delta | 75 | – |

※若無煞車則不表示.※If No Brake,No Description

■限位傳感器數量 Photoelectric Sensor

| | |
|---|---|
| P1 | 1衹 1PCS |
| P2 | 2衹 2PCS |
| P3 | 3衹 3PCS |

※未標記：無No ※ Mark：No Sensor





## 基本仕様 Specification

| | | | | |
|---|---|---|---|---|
| 規格 Spec | 位置重復精度 Repeatability (mm) | | ±0.01 | |
| | 螺杆導程 Ball Screw Lead (mm) | | 5 | 10 |
| | 最高速度 Maximum Speed (mm/s) | | 250 | 500 |
| | 最大可搬重量 Maximum Payload | 水平使用 Horizontal (kg) | 10 | 5 |
| | | 垂直使用 Vertical (kg) | 3 | 1.5 |
| | 定格推力 Rated Thrust (N) | | 341 | 170 |
| | 標準行程 Stroke Pitch (mm) | | 50–800mm/50間隔 50 mm Pitch | |
| 部品 Parts | AC伺服馬達容量 Maximum Static Torque (N.m.) | | 100 | |
| | 滾珠螺杆外徑 Ball Screw Ø (mm) | | C7 ϕ 12 | |
| | 高剛性直綫滑軌 High Rigidity Linear Guide (mm) | | W24xH8.5 | |
| | 原點感應器 Home Sensor | 外挂 Outside | EE–SX672 ( NPN ) | |

※行程超過600時，會產生螺杆偏擺，此時請將速度調降.
※When the stroke is over 600mm,the run–out–of the ballscrew will occur We recommend to low down the working speed under this circumstances.

※馬達加減速設定0.2秒
Acceleration and deacceleration value is set 0.2 second.

## 感應器接線圖<原點及端點> Sensor Layout

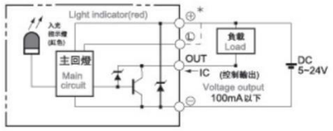


## 容許負載力距表 Allowable Overhang

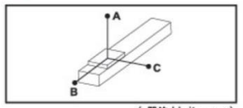


( 單位 Unit : mm)

| 水平安裝 Horizontal Installation | | A | B | C |
|---|---|---|---|---|
| 導程 5 Lead | 5kg | 280 | 24 | 55 |
| | 10kg | 120 | 10 | 22 |
| 導程 10 Lead | 3kg | 245 | 40 | 78 |
| | 5kg | 140 | 22 | 43 |

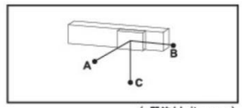


( 單位 Unit : mm)

| 壁挂安裝 Wall Installation | | A | B | C |
|---|---|---|---|---|
| 導程 5 Lead | 5kg | 51 | 30 | 300 |
| | 10kg | 20 | 15 | 195 |
| 導程 10 Lead | 3kg | 74 | 37 | 231 |
| | 5kg | 40 | 20 | 131 |

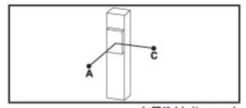


( 單位 Unit : mm)

| 垂直安裝 Vertical Installation | | A | C |
|---|---|---|---|
| 導程 5 Lead | 1kg | 140 | 140 |
| | 3kg | 47 | 47 |
| 導程 10 Lead | 1kg | 125 | 125 |
| | 1.5kg | 83 | 83 |

## 靜態容許負載慣量 Static Loading Moment

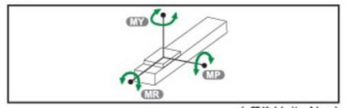


( 單位 Unit : N.m)

| | |
|---|---|
| MY | 16 |
| MP | 20 |
| MR | 19 |

※力矩表所表示的數據，代表重心。
The torque value in the chart indicate the center of gravity.
※符合型錄規範的正常使用下,保證壽命爲5000公裏.
Operation life is 5,000km when the product is using under the specified conditions.
※側吊使用無法套用標準規範,如有需求請洽訊我司業務.
Data information is not for ceiling-mount inverse use. Contact us for the details if you want to apply ceiling-mount inverse usage.

## 搭配步進馬達一覽表 Options of Stepper Motors

| 廠牌 Brand | 馬達記號 Mark | 煞車有無 Brake | 馬達容量 Watt | 電源電壓 AC–Voltage | 伺服馬達型號 Motor Model | 驅動器型號 Driver Model |
|---|---|---|---|---|---|---|
| 三菱 Mitsubishi | M | 無煞車 ( 水平仕様 ) No Brake ( Horizontal Type ) | 100 | 220 | HG–KR13 | MR–J4–10A |
| | | 有煞車 ( 垂直仕様 ) With Brake ( Vertical Type ) | 100 | 220 | HG–KR13B | MR–J4–10A |
| 國際 Panasonic | P | 無煞車 ( 水平仕様 ) No Brake ( Horizontal Type ) | 100 | 220 | MSMD012G1U | MADHT1505 |
| | | 有煞車 ( 垂直仕様 ) With Brake ( Vertical Type ) | 100 | 220 | MSMD012G1V | MADHT1505 |
| 臺達 Delta | D | 無煞車 ( 水平仕様 ) No Brake ( Horizontal Type ) | 100 | 220 | ECMA–C20401ES | ASD–B20121–B |
| | | 有煞車 ( 垂直仕様 ) With Brake ( Vertical Type ) | 100 | 220 | ECMA–C20401FS | ASD–B20121–B |

# ASC50-1P 單軸/Single axis

無塵室 Clean Room　螺杆驅動 Ball Screw Drive



## MS 馬達直聯 Motor Position

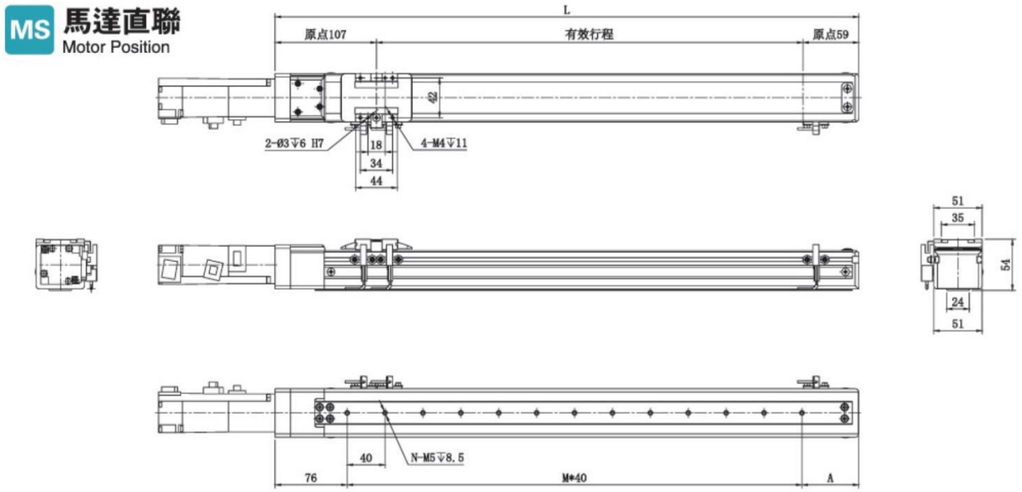


| 有效行程 Stroke | 50 | 100 | 150 | 200 | 250 | 300 | 350 | 400 | 450 | 500 | 550 | 600 | 650 | 700 | 750 | 800 |
|---|---|---|---|---|---|---|---|---|---|---|---|---|---|---|---|---|
| L | 216 | 266 | 316 | 366 | 416 | 466 | 516 | 566 | 616 | 666 | 716 | 766 | 816 | 866 | 916 | 966 |
| A | 60 | 30 | 40 | 50 | 60 | 30 | 40 | 50 | 60 | 30 | 40 | 50 | 60 | 30 | 40 | 50 |
| M | 2 | 4 | 5 | 6 | 7 | 9 | 10 | 11 | 12 | 14 | 15 | 16 | 17 | 19 | 20 | 21 |
| N | 3 | 5 | 6 | 7 | 8 | 10 | 11 | 12 | 13 | 15 | 16 | 17 | 18 | 20 | 21 | 22 |
| KG | 1.56 | 1.71 | 1.85 | 2 | 2.14 | 2.29 | 2.44 | 2.58 | 2.73 | 2.87 | 3.02 | 3.17 | 3.31 | 3.46 | 3.6 | 3.75 |

## MD 馬達下折 Motor Bottom Side

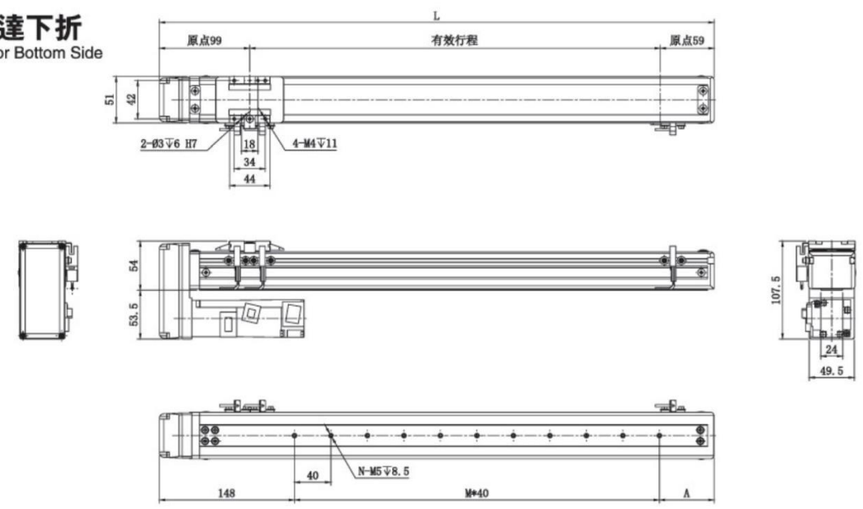


| 有效行程 Stroke | 50 | 100 | 150 | 200 | 250 | 300 | 350 | 400 | 450 | 500 | 550 | 600 | 650 | 700 | 750 | 800 |
|---|---|---|---|---|---|---|---|---|---|---|---|---|---|---|---|---|
| L | 208 | 258 | 308 | 358 | 408 | 458 | 508 | 558 | 608 | 658 | 708 | 758 | 808 | 858 | 908 | 958 |
| A | 60 | 30 | 40 | 50 | 60 | 30 | 40 | 50 | 60 | 30 | 40 | 50 | 60 | 30 | 40 | 50 |
| M | 0 | 2 | 3 | 4 | 5 | 7 | 8 | 9 | 10 | 12 | 13 | 14 | 15 | 17 | 18 | 19 |
| N | 1 | 3 | 4 | 5 | 6 | 8 | 9 | 10 | 11 | 13 | 14 | 15 | 16 | 18 | 19 | 20 |
| KG | 1.66 | 1.81 | 1.95 | 2.1 | 2.24 | 2.39 | 2.54 | 2.68 | 2.83 | 2.97 | 3.12 | 3.27 | 3.41 | 3.56 | 3.7 | 3.85 |



無塵室 Clean Room　螺杆驅動 Ball Screw Drive

## ML 馬達左折 Motor Left Side

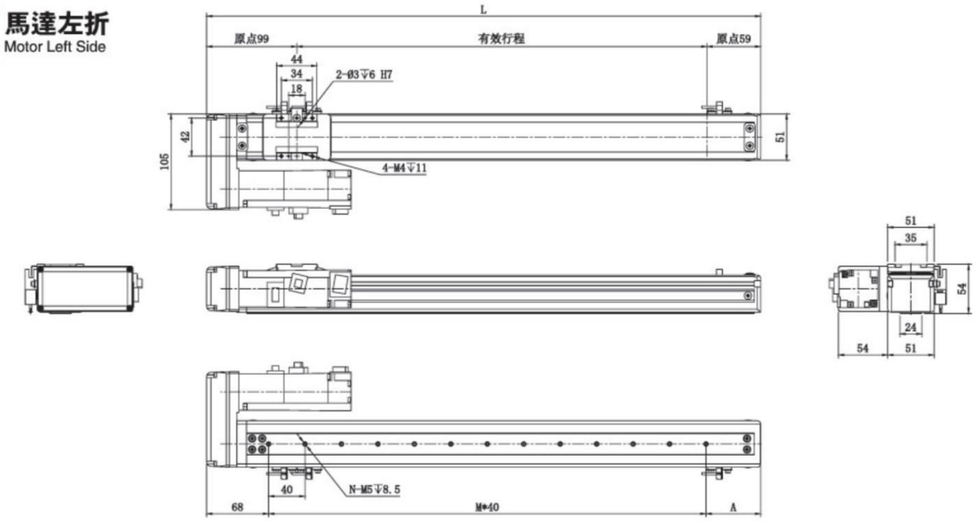


| 有效行程 Stroke | 50 | 100 | 150 | 200 | 250 | 300 | 350 | 400 | 450 | 500 | 550 | 600 | 650 | 700 | 750 | 800 |
|---|---|---|---|---|---|---|---|---|---|---|---|---|---|---|---|---|
| L | 208 | 258 | 308 | 358 | 408 | 458 | 508 | 558 | 608 | 658 | 708 | 758 | 808 | 858 | 908 | 958 |
| A | 60 | 30 | 40 | 50 | 60 | 30 | 40 | 50 | 60 | 30 | 40 | 50 | 60 | 30 | 40 | 50 |
| M | 0 | 4 | 5 | 6 | 7 | 9 | 10 | 11 | 12 | 14 | 15 | 16 | 17 | 19 | 20 | 21 |
| N | 1 | 5 | 6 | 7 | 8 | 10 | 11 | 12 | 13 | 15 | 16 | 17 | 18 | 20 | 21 | 22 |
| KG | 1.66 | 1.81 | 1.95 | 2.1 | 2.24 | 2.39 | 2.54 | 2.68 | 2.83 | 2.97 | 3.12 | 3.27 | 3.41 | 3.56 | 3.7 | 3.85 |

## MR 馬達右折 Motor Right Side

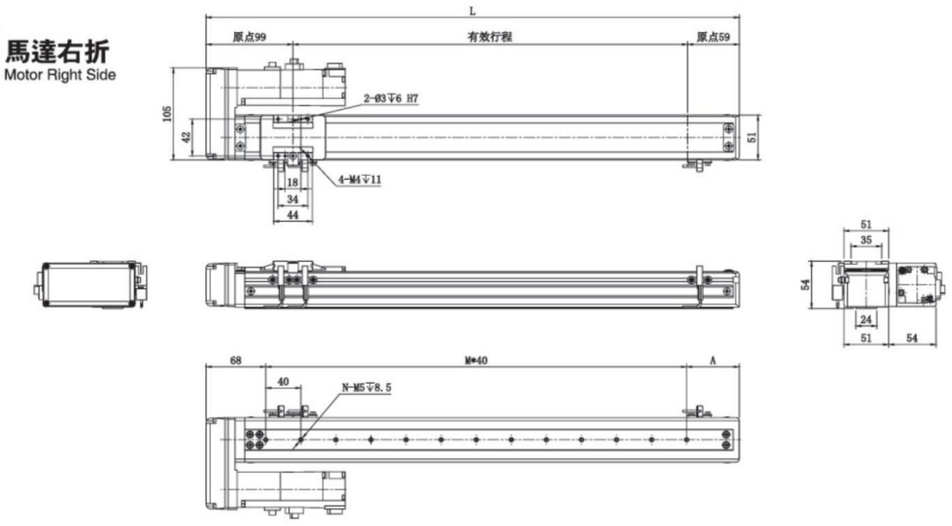


| 有效行程 Stroke | 50 | 100 | 150 | 200 | 250 | 300 | 350 | 400 | 450 | 500 | 550 | 600 | 650 | 700 | 750 | 800 |
|---|---|---|---|---|---|---|---|---|---|---|---|---|---|---|---|---|
| L | 208 | 258 | 308 | 358 | 408 | 458 | 508 | 558 | 608 | 658 | 708 | 758 | 808 | 858 | 908 | 958 |
| A | 60 | 30 | 40 | 50 | 60 | 30 | 40 | 50 | 60 | 30 | 40 | 50 | 60 | 30 | 40 | 50 |
| M | 0 | 4 | 5 | 6 | 7 | 9 | 10 | 11 | 12 | 14 | 15 | 16 | 17 | 19 | 20 | 21 |
| N | 1 | 5 | 6 | 7 | 8 | 10 | 11 | 12 | 13 | 15 | 16 | 17 | 18 | 20 | 21 | 22 |
| KG | 1.66 | 1.81 | 1.95 | 2.1 | 2.24 | 2.39 | 2.54 | 2.68 | 2.83 | 2.97 | 3.12 | 3.27 | 3.41 | 3.56 | 3.7 | 3.85 |

一般螺杆仕様 AS Series
一般皮帶仕様 AT Series
無塵螺杆仕様 ASC Series
無塵皮帶仕様 ATC Series
DZ模組 DZ Module
联規皮帶 ET Series

# ASC65–1P 單軸/Single axis

無塵室 Clean Room　螺杆驅動 Ball Screw Drive



此圖僅供參考，出貨規格詳見尺寸圖面
The picture is just for the reference. Please check the the actual dimensions on the drawing.

| 最大行程 Maximum Stroke | 800mm | 最大速度 Maximum Speed | 1000mm/s | 馬達容量 Motor Output | 100w | 滾珠螺杆 Ball Screw | ø 12mm | 直綫滑軌 Linear Guide | 42x9.5–1支 |
|---|---|---|---|---|---|---|---|---|---|

## 型號表示方式 Ordering Method

**ASC65–1P – L10 – 500 – MS – M10 – P3**

本體型號 Moedel

■螺杆導程 Ball Screw Lead

| | |
|---|---|
| 05 | 5mm |
| 10 | 10mm |

■行程 Stroke

| |
|---|
| 50–800mm |
| 50間隔 50mm Pitch |

■馬達位置 Motor Position

| | |
|---|---|
| MS | 馬達直聯 Motor Position |
| ML | 馬達左折 Motor Left Side |
| MR | 馬達右折 Motor Right Side |
| MD | 馬達下折 Motor Bottom Side |

■馬達廠牌 Motor Brand

| | | | |
|---|---|---|---|
| M | 三菱 Mitsubishi | 10 | 100w |
| P | 鄂下 Matsushita | 20 | – |
| Y | 安川 Yaskawa | 40 | – |
| D | 臺達 Delta | 75 | – |

※若無煞車則不表示.※If No Brake,No Description

■限位傳感器數量 Photoelectric Sensor

| | |
|---|---|
| P1 | 1衹 1PCS |
| P2 | 2衹 2PCS |
| P3 | 3衹 3PCS |

※未標記：無No ※ Mark：No Sensor



無塵室 Clean Room　螺杆驅動 Ball Screw Drive

## 基本仕様 Specification

| | | | | |
|---|---|---|---|---|
| 規格 Spec | 位置重復精度 Repeatability (mm) | | ±0.01 | |
| | 螺杆導程 Ball Screw Lead (mm) | | 5 | 10 |
| | 最高速度 Maximum Speed (mm/s) | | 250 | 500 |
| | 最大可搬重量 Maximum Payload | 水平使用 Horizontal (kg) | 30 | 15 |
| | | 垂直使用 Vertical (kg) | 10 | 5 |
| | 定格推力 Rated Thrust (N) | | 490 | 245 |
| | 標準行程 Stroke Pitch (mm) | | 50–800mm/50間隔 50 mm Pitch | |
| 部品 Parts | AC伺服馬達容量 Maximum Static Torque (N.m.) | | 100 | |
| | 滚珠螺杆外徑 Ball Screw Ø (mm) | | C7 ϕ 12 | |
| | 高剛性直綫滑軌 High Rigidity Linear Guide (mm) | | W42xH9.5 | |
| | 原點感應器 Home Sensor | 外挂 Outside | EE–SX672 ( NPN ) | |

※行程超過600時，會產生螺杆偏擺，此時請將速度調降.
※When the stroke is over 600mm,the run–out–of the ballscrew will occur We recommend to low down the working speed under this circumstances.

※馬達加減速設定0.2秒
Acceleration and deacceleration value is set 0.2 second.

## 感應器接線圖<原點及端點> Sensor Layout

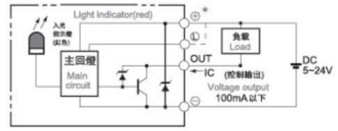


## 容許負載力距表 Allowable Overhang

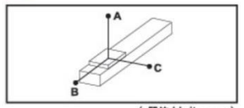


( 單位 Unit : mm)

| 水平安裝 Horizontal Installation | | A | B | C |
|---|---|---|---|---|
| 導程 5 Lead | 10kg | 500 | 43 | 107 |
| | 30kg | 125 | 10 | 24 |
| | – | – | – | – |
| 導程 10 Lead | 3kg | 790 | 145 | 310 |
| | 8kg | 280 | 49 | 107 |
| | 15kg | 135 | 23 | 50 |

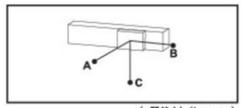


( 單位 Unit : mm)

| 壁挂安裝 Wall Installation | | A | B | C |
|---|---|---|---|---|
| 導程 5 Lead | 15kg | 63 | 25 | 304 |
| | 30kg | 22 | 9 | 119 |
| | – | – | – | – |
| 導程 10 Lead | 3kg | 304 | 140 | 776 |
| | 8kg | 104 | 48 | 273 |
| | 15kg | 48 | 22 | 131 |

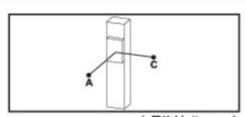


( 單位 Unit : mm)

| 垂直安裝 Vertical Installation | | A | C |
|---|---|---|---|
| 導程 5 Lead | 2kg | 250 | 250 |
| | 4kg | 125 | 125 |
| | 10kg | 50 | 50 |
| 導程 10 Lead | 1kg | 446 | 446 |
| | 2kg | 223 | 223 |
| | 5kg | 89 | 89 |

## 靜態容許負載慣量 Static Loading Moment

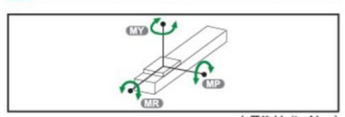


( 單位 Unit : N.m)

| | |
|---|---|
| MY | 70 |
| MP | 80 |
| MR | 75 |

※力矩表所表示的數據，代表重心。
The torque value in the chart indicate the center of gravity.
※符合型錄規範的正常使用下,保證壽命爲5000公裏.
Operation life is 5,000km when the product is using under the specified conditions.
※倒吊使用無法套用標準規範,如有需求請洽訊我司業務.
Data information is not for ceiling-mount inverse use. Contact us for the details if you want to apply ceiling-mount inverse usage.

## 搭配步進馬達一覽表 Options of Stepper Motors

| 廠牌 Brand | 馬達記號 Mark | 煞車有無 Brake | 馬達容量 Watt | 電源電壓 AC–Voltage | 伺服馬達型號 Motor Model | 驅動器型號 Driver Model |
|---|---|---|---|---|---|---|
| 三菱 Mitsubishi | M | 無煞車 ( 水平仕様 ) No Brake ( Horizontal Type ) | 100 | 220 | HG–KR13 | MR–J4–10A |
| | | 有煞車 ( 垂直仕様 ) With Brake ( Vertical Type ) | 100 | 220 | HG–KR13B | MR–J4–10A |
| 國際 Panasonic | P | 無煞車 ( 水平仕様 ) No Brake ( Horizontal Type ) | 100 | 220 | MSMD012G1U | MADHT1505 |
| | | 有煞車 ( 垂直仕様 ) With Brake ( Vertical Type ) | 100 | 220 | MSMD012G1V | MADHT1505 |
| 臺達 Delta | D | 無煞車 ( 水平仕様 ) No Brake ( Horizontal Type ) | 100 | 220 | ECMA–C20401ES | ASD–B20121–B |
| | | 有煞車 ( 垂直仕様 ) With Brake ( Vertical Type ) | 100 | 220 | ECMA–C20401FS | ASD–B20121–B |

一般螺杆仕様 AS Series
一般皮帶仕様 AT Series
無塵/螺杆仕様 ASC Series
無塵/皮帶仕様 ATC Series
DZ模組 DZ Module
歐規皮帶 ET Series

# ASC65-1P 單軸/Single axis

無塵室 Clean Room　螺杆驅動 Ball Screw Drive



## MS 馬達直聯 Motor Position

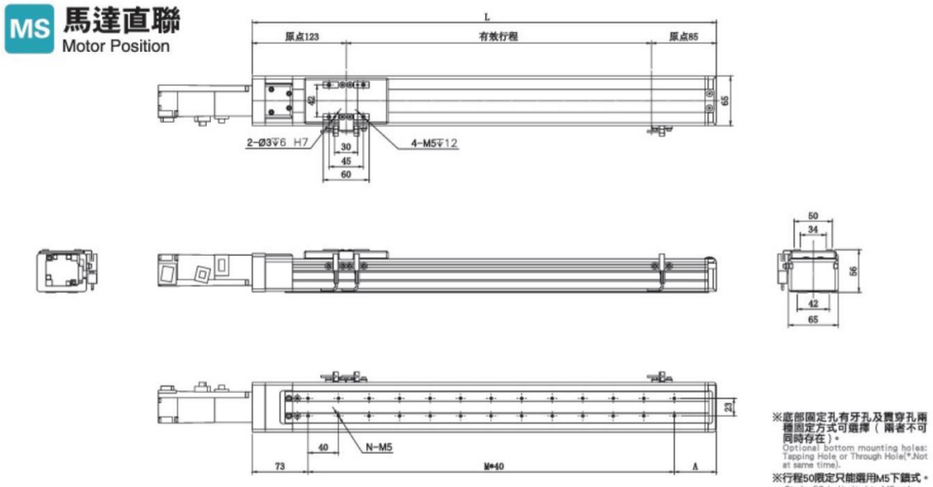


※底部固定孔有牙孔及貫穿孔兩種固定方式可選擇（兩者不可同時存在）。
Optional bottom mounting holes: Tapping Hole or Through Hole(*.Not at same time).
※行程50限定只能選用M5下鎖式。
Stroke 50 is limited to M5 only.

| 有效行程 Stroke | 50 | 100 | 150 | 200 | 250 | 300 | 350 | 400 | 450 | 500 | 550 | 600 | 650 | 700 | 750 | 800 |
|---|---|---|---|---|---|---|---|---|---|---|---|---|---|---|---|---|
| L | 258 | 308 | 358 | 408 | 458 | 508 | 558 | 608 | 658 | 708 | 758 | 808 | 858 | 908 | 958 | 1008 |
| A | 25 | 35 | 45 | 55 | 25 | 35 | 45 | 55 | 25 | 35 | 45 | 55 | 25 | 35 | 45 | 55 |
| M | 4 | 5 | 6 | 7 | 9 | 10 | 11 | 12 | 14 | 15 | 16 | 17 | 19 | 20 | 21 | 22 |
| N | 10 | 12 | 14 | 16 | 20 | 22 | 24 | 26 | 30 | 32 | 34 | 36 | 40 | 42 | 44 | 46 |
| KG | 2.59 | 2.82 | 3.05 | 3.27 | 3.5 | 3.72 | 3.94 | 4.17 | 4.39 | 4.62 | 4.84 | 5.06 | 5.29 | 5.51 | 5.74 | 5.94 |

## MD 馬達下折 Motor Bottom Side

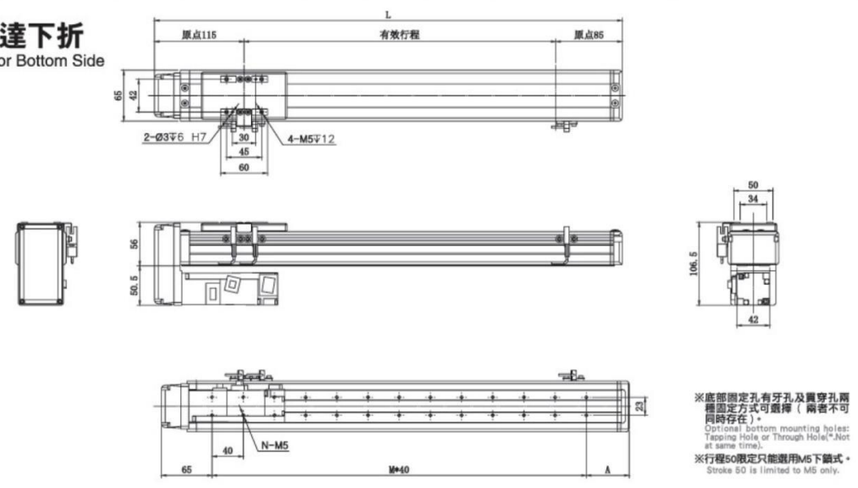


※底部固定孔有牙孔及貫穿孔兩種固定方式可選擇（兩者不可同時存在）。
Optional bottom mounting holes: Tapping Hole or Through Hole(*.Not at same time).
※行程50限定只能選用M5下鎖式。
Stroke 50 is limited to M5 only.

| 有效行程 Stroke | 50 | 100 | 150 | 200 | 250 | 300 | 350 | 400 | 450 | 500 | 550 | 600 | 650 | 700 | 750 | 800 |
|---|---|---|---|---|---|---|---|---|---|---|---|---|---|---|---|---|
| L | 250 | 300 | 350 | 400 | 450 | 500 | 550 | 600 | 650 | 700 | 750 | 800 | 850 | 900 | 950 | 1000 |
| A | 25 | 35 | 45 | 55 | 25 | 35 | 45 | 55 | 25 | 35 | 45 | 55 | 25 | 35 | 45 | 55 |
| M | 4 | 5 | 6 | 7 | 9 | 10 | 11 | 12 | 14 | 15 | 16 | 17 | 19 | 20 | 21 | 22 |
| N | 10 | 12 | 14 | 16 | 20 | 22 | 24 | 26 | 30 | 32 | 34 | 36 | 40 | 42 | 44 | 46 |
| KG | 2.63 | 2.86 | 3.09 | 3.31 | 3.54 | 3.77 | 3.99 | 4.22 | 4.44 | 4.67 | 4.9 | 5.12 | 5.35 | 5.57 | 5.8 | 5.99 |



無塵室 Clean Room　螺杆驅動 Ball Screw Drive

## ML 馬達左折 Motor Left Side

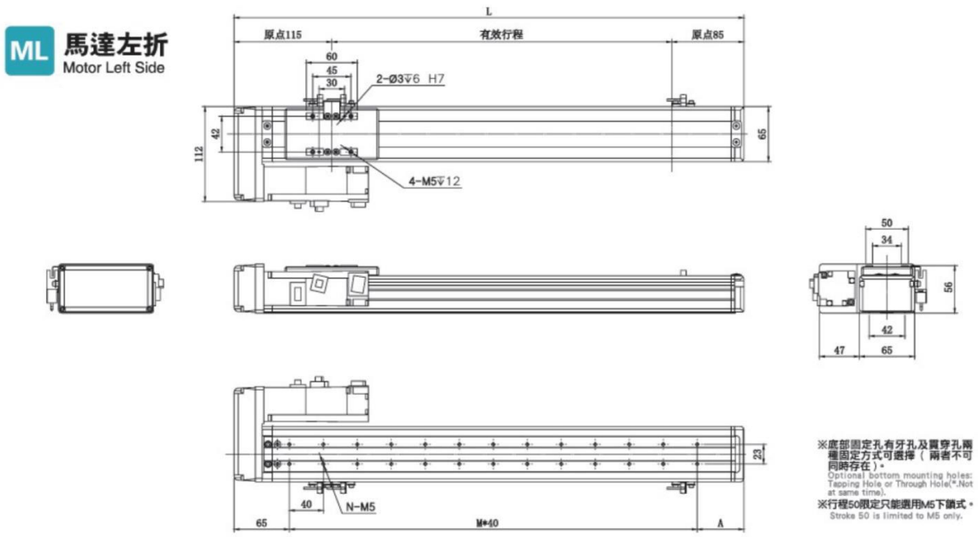


※底部固定孔有牙孔及貫穿孔兩種固定方式可選擇（兩者不可同時存在）。
Optional bottom mounting holes: Tapping Hole or Through Hole(*.Not at same time).
※行程50限定只能選用M5下鎖式。
Stroke 50 is limited to M5 only.

| 有效行程 Stroke | 50 | 100 | 150 | 200 | 250 | 300 | 350 | 400 | 450 | 500 | 550 | 600 | 650 | 700 | 750 | 800 |
|---|---|---|---|---|---|---|---|---|---|---|---|---|---|---|---|---|
| L | 250 | 300 | 350 | 400 | 450 | 500 | 550 | 600 | 650 | 700 | 750 | 800 | 850 | 900 | 950 | 1000 |
| A | 25 | 35 | 45 | 55 | 25 | 35 | 45 | 55 | 25 | 35 | 45 | 55 | 25 | 35 | 45 | 55 |
| M | 4 | 5 | 6 | 7 | 9 | 10 | 11 | 12 | 14 | 15 | 16 | 17 | 19 | 20 | 21 | 22 |
| N | 10 | 12 | 14 | 16 | 20 | 22 | 24 | 26 | 30 | 32 | 34 | 36 | 40 | 42 | 44 | 46 |
| KG | 2.63 | 2.86 | 3.09 | 3.31 | 3.54 | 3.77 | 3.99 | 4.22 | 4.44 | 4.67 | 4.9 | 5.12 | 5.35 | 5.57 | 5.8 | 5.99 |

## MR 馬達右折 Motor Right Side

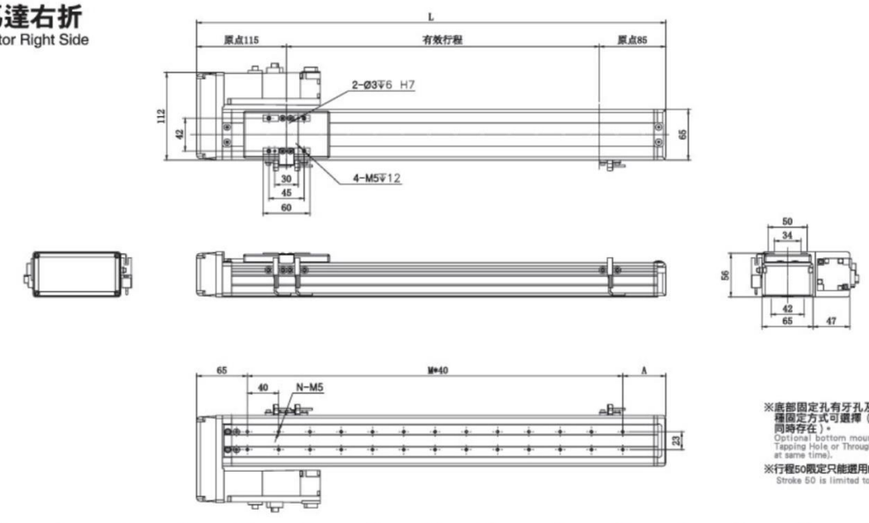


※底部固定孔有牙孔及貫穿孔兩種固定方式可選擇（兩者不可同時存在）。
Optional bottom mounting holes: Tapping Hole or Through Hole(*.Not at same time).
※行程50限定只能選用M5下鎖式。
Stroke 50 is limited to M5 only.

| 有效行程 Stroke | 50 | 100 | 150 | 200 | 250 | 300 | 350 | 400 | 450 | 500 | 550 | 600 | 650 | 700 | 750 | 800 |
|---|---|---|---|---|---|---|---|---|---|---|---|---|---|---|---|---|
| L | 250 | 300 | 350 | 400 | 450 | 500 | 550 | 600 | 650 | 700 | 750 | 800 | 850 | 900 | 950 | 1000 |
| A | 25 | 35 | 45 | 55 | 25 | 35 | 45 | 55 | 25 | 35 | 45 | 55 | 25 | 35 | 45 | 55 |
| M | 4 | 5 | 6 | 7 | 9 | 10 | 11 | 12 | 14 | 15 | 16 | 17 | 19 | 20 | 21 | 22 |
| N | 10 | 12 | 14 | 16 | 20 | 22 | 24 | 26 | 30 | 32 | 34 | 36 | 40 | 42 | 44 | 46 |
| KG | 2.63 | 2.86 | 3.09 | 3.31 | 3.54 | 3.77 | 3.99 | 4.22 | 4.44 | 4.67 | 4.9 | 5.12 | 5.35 | 5.57 | 5.8 | 5.99 |

一般螺杆仕様 AS Series
一般皮帶仕様 AT Series
無塵/螺杆仕様 ASC Series
無塵/皮帶仕様 ATC Series
DZ模組 DZ Module
歯規皮帶 ET Series

# ASC100–2P 單軸/Single axis

無塵室 Clean Room　螺杆驅動 Ball Screw Drive



此圖僅供參考，出貨規格詳見尺寸圖面
The picture is just for the reference. Please check the the actual dimensions on the drawing.

| 最大行程 Maximum Stroke | 1050mm | 最大速度 Maximum Speed | 1000mm/s | 馬達容量 Motor Output | 200w | 滾珠螺杆 Ball Screw | ø 16mm | 直綫滑軌 Linear Guide | 20x18–1支 |
|---|---|---|---|---|---|---|---|---|---|

## 型號表示方式 Ordering Method

**ASC100–2P – L10 – 500 – MS – M20 – P3**

本體型號 Moedel

■ 螺杆導程 Ball Screw Lead

| | |
|---|---|
| 05 | 05mm |
| 10 | 10mm |
| 20 | 20mm |

■ 行程 Stroke

50–1050mm
50間隔 50mm Pitch

■ 馬達位置 Motor Position

| | |
|---|---|
| MS | 馬達直聯 Motor Position |
| ML | 馬達左折 Motor Left Side |
| MR | 馬達右折 Motor Right Side |
| MD | 馬達下折 Motor Bottom Side |

■ 馬達廠牌 Motor Brand

| | | | |
|---|---|---|---|
| M | 三菱 Mitsubishi | 10 | – |
| P | 鬆下 Matsushita | 20 | 200w |
| Y | 安川 Yaskawa | 40 | – |
| D | 臺達 Delta | 75 | – |

※若無煞車則不表示.※If No Brake,No Description

■ 限位傳感器數量 Photoelectric Sensor

| | |
|---|---|
| P1 | 1衹 1PCS |
| P2 | 2衹 2PCS |
| P3 | 3衹 3PCS |

※未標記：無No ※ Mark：No Sensor



無塵室 Clean Room　螺杆驅動 Ball Screw Drive

## 基本仕様 Specification

| | | | | | |
|---|---|---|---|---|---|
| 規格 Spec | 位置重復精度 Repeatability (mm) | | ±0.01 | | |
| | 螺杆導程 Ball Screw Lead (mm) | | 5 | 10 | 20 |
| | 最高速度 Maximum Speed (mm/s) | | 250 | 500 | 1000 |
| | 最大可搬重量 Maximum Payload | 水平使用 Horizontal (kg) | 50 | 30 | 18 |
| | | 垂直使用 Vertical (kg) | 12 | 8 | 3 |
| | 定格推力 Rated Thrust (N) | | 683 | 341 | 174 |
| | 標準行程 Stroke Pitch (mm) | | 50–800mm/50間隔 50 mm Pitch | | |
| 部品 Parts | AC伺服馬達容量 Maximum Static Torque (N.m.) | | 200 | | |
| | 滚珠螺杆外徑 Ball Screw Ø (mm) | | C7 ϕ 16 | | |
| | 高剛性直綫滑軌 High Rigidity Linear Guide (mm) | | W20xH18 | | |
| | 原點感應器 Home Sensor | 外挂 Outside | EE–SX672 ( NPN ) | | |

※行程超過600時，會產生螺杆偏擺，此時請將速度調降.
※When the stroke is over 600mm,the run–out–of the ballscrew will occur We recommend to low down the working speed under this circumstances.

※馬達加減速設定0.2秒
Acceleration and deacceleration value is set 0.2 second.

## 感應器接線圖<原點及端點> Sensor Layout

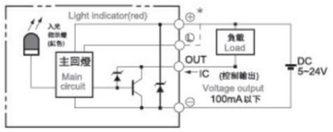


## 容許負載力距表 Allowable Overhang

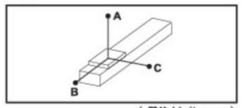


( 單位 Unit : mm)

| 水平安裝 Horizontal Installation | | A | B | C |
|---|---|---|---|---|
| 導程 5 Lead | 30kg | 547 | 42 | 42 |
| | 40kg | 391 | 29 | 29 |
| | 50kg | 298 | 22 | 21 |
| 導程 10 Lead | 15kg | 521 | 84 | 80 |
| | 25kg | 298 | 47 | 44 |
| | 30kg | 242 | 37 | 35 |
| 導程 20 Lead | 5kg | 675 | 224 | 193 |
| | 10kg | 330 | 107 | 93 |
| | 18kg | 175 | 55 | 48 |

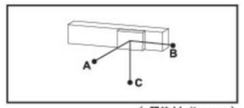


( 單位 Unit : mm)

| 壁挂安裝 Wall Installation | | A | B | C |
|---|---|---|---|---|
| 導程 5 Lead | 25kg | 52 | 53 | 670 |
| | 35kg | 35 | 35 | 455 |
| | 50kg | 21 | 22 | 298 |
| 導程 10 Lead | 10kg | 124 | 131 | 770 |
| | 20kg | 58 | 61 | 382 |
| | 30kg | 35 | 37 | 242 |
| 導程 20 Lead | 6kg | 160 | 185 | 562 |
| | 12kg | 76 | 88 | 272 |
| | 18kg | 48 | 55 | 175 |

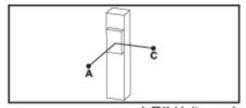


( 單位 Unit : mm)

| 垂直安裝 Vertical Installation | | A | C |
|---|---|---|---|
| 導程 5 Lead | 5kg | 310 | 310 |
| | 8kg | 192 | 192 |
| | 12kg | 129 | 129 |
| 導程 10 Lead | 4kg | 344 | 344 |
| | 8kg | 172 | 172 |
| | – | – | – |
| 導程 20 Lead | 2kg | 546 | 546 |
| | 3kg | 364 | 364 |
| | – | – | – |

## 靜態容許負載慣量 Static Loading Moment

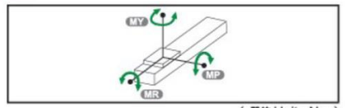


( 單位 Unit : N.m)

| | |
|---|---|
| MY | 110 |
| MP | 110 |
| MR | 120 |

※力矩表所表示的數據，代表重心。
The torque value in the chart indicate the center of gravity.
※符合型錄規範的正常使用下,保證壽命爲10000公裏.
Operation life is 10,000 km when the product is using under the specified conditions.
※倒吊使用無法套用標準規範,如有需求請洽訊我司業務.
Data information is not for ceiling-mount inverse use. Contact us for the details if you want to apply ceiling-mount inverse usage.

## 搭配步進馬達一覽表 Options of Stepper Motors

| 廠牌 Brand | 馬達記號 Mark | 煞車有無 Brake | 馬達容量 Watt | 電源電壓 AC–Voltage | 伺服馬達型號 Motor Model | 驅動器型號 Driver Model |
|---|---|---|---|---|---|---|
| 三菱 Mitsubishi | M | 無煞車 ( 水平仕様 ) No Brake ( Horizontal Type ) | 200 | 220 | HG–KR23 | MR–J4–20A |
| | | 有煞車 ( 垂直仕様 ) With Brake ( Vertical Type ) | 200 | 220 | HG–KR23B | MR–J4–20A |
| 國際 Panasonic | P | 無煞車 ( 水平仕様 ) No Brake ( Horizontal Type ) | 200 | 220 | MHMD022P1S | MADDT1207 |
| | | 有煞車 ( 垂直仕様 ) With Brake ( Vertical Type ) | 200 | 220 | MHMD022P1T | MADDT1207 |
| 臺達 Delta | D | 無煞車 ( 水平仕様 ) No Brake ( Horizontal Type ) | 200 | 220 | ECMA–C20602ES | ASD–B20221–B |
| | | 有煞車 ( 垂直仕様 ) With Brake ( Vertical Type ) | 200 | 220 | ECMA–C20602FS | ASD–B20221–B |

一般/螺杆仕様 AS Series
一般/皮帶仕様 AT Series
無塵/螺杆仕様 ASC Series
無塵/皮帶仕様 ATC Series
DZ模組 DZ Module
歯規皮帶 ET Series

# ASC100–2P 單軸/Single axis

無塵室 Clean Room　螺杆驅動 Ball Screw Drive



## MS 馬達直聯 Motor Position

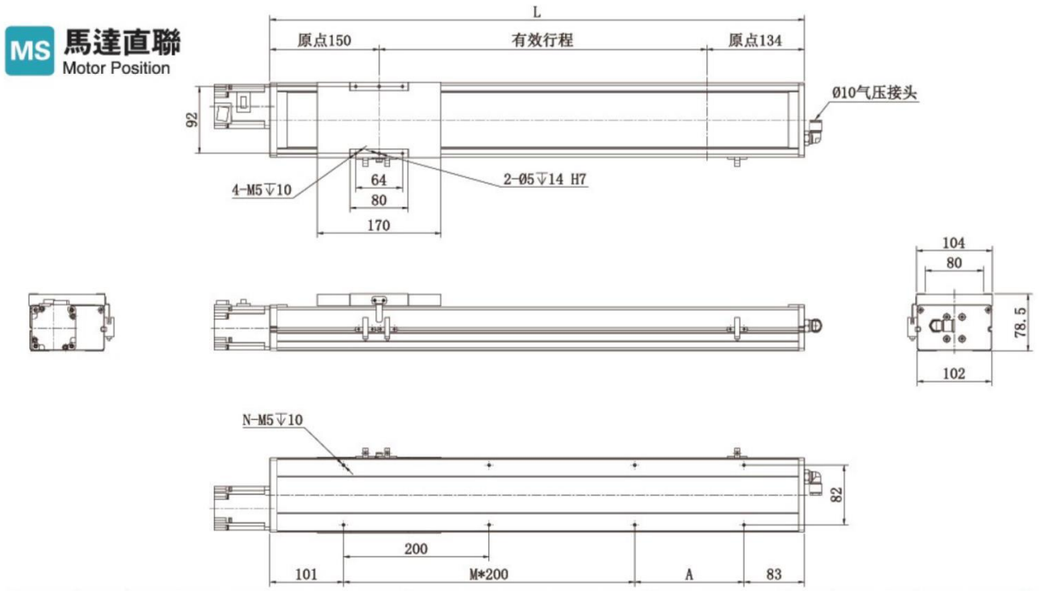


| 有效行程 Stroke | 50 | 100 | 150 | 200 | 250 | 300 | 350 | 400 | 450 | 500 | 550 | 600 | 650 | 700 | 750 | 800 | 850 | 900 | 950 | 1000 | 1050 |
|---|---|---|---|---|---|---|---|---|---|---|---|---|---|---|---|---|---|---|---|---|---|
| L | 334 | 384 | 434 | 484 | 534 | 584 | 634 | 684 | 734 | 784 | 834 | 884 | 934 | 984 | 1034 | 1084 | 1134 | 1184 | 1234 | 1284 | 1334 |
| A | 150 | 200 | 50 | 100 | 150 | 200 | 50 | 100 | 150 | 200 | 50 | 100 | 150 | 200 | 50 | 100 | 150 | 200 | 50 | 100 | 150 |
| M | 0 | 0 | 1 | 1 | 1 | 1 | 2 | 2 | 2 | 2 | 3 | 3 | 3 | 3 | 4 | 4 | 4 | 4 | 5 | 5 | 5 |
| N | 4 | 4 | 6 | 6 | 6 | 6 | 8 | 8 | 8 | 8 | 10 | 10 | 10 | 10 | 12 | 12 | 12 | 12 | 14 | 14 | 14 |
| KG | 5.67 | 6.09 | 6.51 | 6.93 | 7.35 | 7.77 | 8.19 | 8.61 | 9.03 | 9.45 | 9.87 | 10.29 | 10.71 | 11.13 | 11.55 | 11.97 | 12.39 | 12.81 | 13.23 | 13.65 | 14.07 |

## MD 馬達下折 Motor Bottom Side

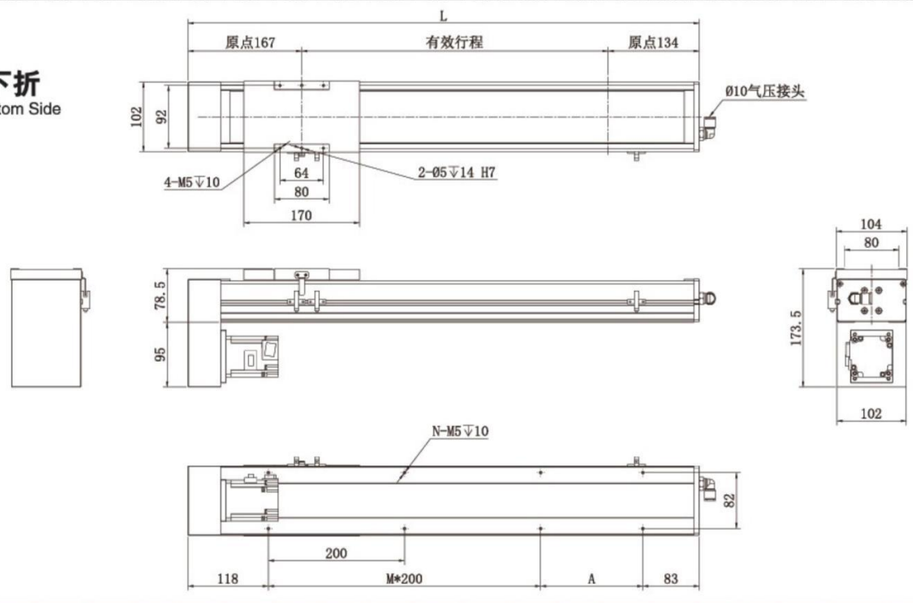


| 有效行程 Stroke | 50 | 100 | 150 | 200 | 250 | 300 | 350 | 400 | 450 | 500 | 550 | 600 | 650 | 700 | 750 | 800 | 850 | 900 | 950 | 1000 | 1050 |
|---|---|---|---|---|---|---|---|---|---|---|---|---|---|---|---|---|---|---|---|---|---|
| L | 351 | 401 | 451 | 501 | 5551 | 601 | 651 | 701 | 751 | 801 | 851 | 901 | 951 | 1001 | 1051 | 1101 | 1151 | 1201 | 1251 | 1301 | 1351 |
| A | 150 | 200 | 50 | 100 | 150 | 200 | 100 | 100 | 150 | 200 | 50 | 100 | 150 | 200 | 50 | 100 | 150 | 200 | 50 | 100 | 150 |
| M | 0 | 0 | 1 | 1 | 1 | 1 | 2 | 2 | 2 | 2 | 3 | 3 | 3 | 3 | 4 | 4 | 4 | 4 | 5 | 5 | 5 |
| N | 4 | 4 | 6 | 6 | 6 | 6 | 8 | 8 | 8 | 8 | 10 | 10 | 10 | 10 | 12 | 12 | 12 | 12 | 14 | 14 | 14 |
| KG | 5.99 | 6.4 | 6.81 | 7.22 | 7.63 | 8.04 | 8.45 | 8.86 | 9.27 | 9.68 | 10.09 | 10.5 | 10.91 | 11.32 | 11.73 | 12.14 | 12.55 | 12.96 | 13.37 | 13.78 | 14.19 |



無塵室 Clean Room　螺杆驅動 Ball Screw Drive

## ML 馬達左折 Motor Left Side

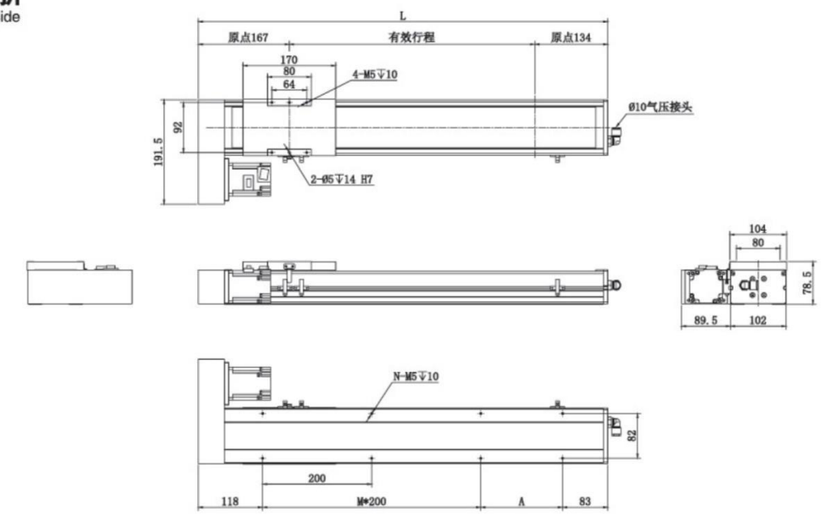


| 有效行程 Stroke | 50 | 100 | 150 | 200 | 250 | 300 | 350 | 400 | 450 | 500 | 550 | 600 | 650 | 700 | 750 | 800 | 850 | 900 | 950 | 1000 | 1050 |
|---|---|---|---|---|---|---|---|---|---|---|---|---|---|---|---|---|---|---|---|---|---|
| L | 351 | 401 | 451 | 501 | 551 | 601 | 651 | 701 | 751 | 801 | 851 | 901 | 951 | 1001 | 1051 | 1101 | 1151 | 1201 | 1251 | 1301 | 1351 |
| A | 150 | 200 | 50 | 100 | 150 | 200 | 50 | 100 | 150 | 200 | 50 | 100 | 150 | 200 | 50 | 100 | 150 | 200 | 50 | 100 | 150 |
| M | 0 | 0 | 1 | 1 | 1 | 1 | 2 | 2 | 2 | 2 | 3 | 3 | 3 | 3 | 4 | 4 | 4 | 4 | 5 | 5 | 5 |
| N | 4 | 4 | 6 | 6 | 6 | 6 | 8 | 8 | 8 | 8 | 10 | 10 | 10 | 10 | 12 | 12 | 12 | 12 | 14 | 14 | 14 |
| KG | 5.99 | 6.4 | 6.81 | 7.22 | 7.63 | 8.04 | 8.45 | 8.86 | 9.27 | 9.68 | 10.09 | 10.5 | 10.91 | 11.32 | 11.73 | 12.14 | 12.55 | 12.96 | 13.37 | 13.78 | 14.19 |

## MR 馬達右折 Motor Right Side

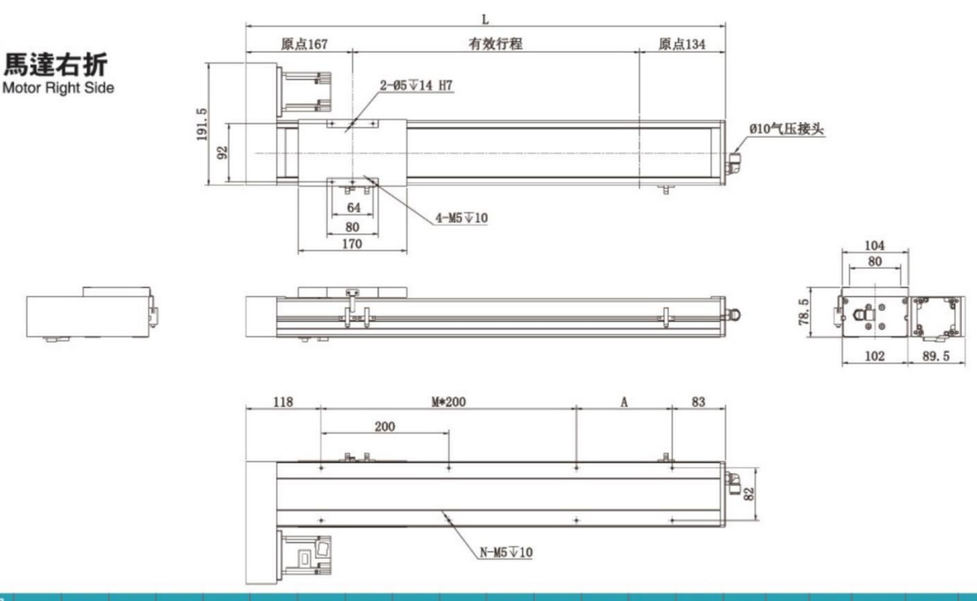


| 有效行程 Stroke | 50 | 100 | 150 | 200 | 250 | 300 | 350 | 400 | 450 | 500 | 550 | 600 | 650 | 700 | 750 | 800 | 850 | 900 | 950 | 1000 | 1050 |
|---|---|---|---|---|---|---|---|---|---|---|---|---|---|---|---|---|---|---|---|---|---|
| L | 351 | 401 | 451 | 501 | 551 | 601 | 651 | 701 | 751 | 801 | 851 | 901 | 951 | 1001 | 1051 | 1101 | 1151 | 1201 | 1251 | 1301 | 1351 |
| A | 150 | 200 | 50 | 100 | 150 | 200 | 2 | 100 | 150 | 200 | 50 | 100 | 150 | 200 | 50 | 100 | 150 | 200 | 50 | 100 | 150 |
| M | 0 | 0 | 1 | 1 | 1 | 1 | 8 | 2 | 2 | 2 | 3 | 3 | 3 | 3 | 4 | 4 | 4 | 4 | 5 | 5 | 5 |
| N | 4 | 4 | 6 | 6 | 6 | 6 | 8.45 | 8 | 8 | 8 | 10 | 10 | 10 | 10 | 12 | 12 | 12 | 12 | 14 | 14 | 14 |
| KG | 5.99 | 6.4 | 6.81 | 7.22 | 7.63 | 8.04 | | 8.86 | 9.27 | 9.68 | 10.09 | 10.5 | 10.91 | 11.32 | 11.73 | 12.14 | 12.55 | 12.96 | 13.37 | 13.78 | 14.19 |

# ASC135–4P 單軸/Single axis

無塵室 Clean Room　螺杆驅動 Ball Screw Drive



此圖僅供參考，出貨規格詳見尺寸圖面
The picture is just for the reference. Please check the the actual dimensions on the drawing.

| 最大行程 Maximum Stroke | 1050mm | 最大速度 Maximum Speed | 1000mm/s | 馬達容量 Motor Output | 400w | 滾珠螺杆 Ball Screw | ø 16mm | 直綫滑軌 Linear Guide | 15x12.5–2支 |
|---|---|---|---|---|---|---|---|---|---|

## 型號表示方式 Ordering Method

ASC135–4P – L10 – 500 – MS – M40 – P3

本體型號 Moedel

■螺杆導程 Ball Screw Lead

| | |
|---|---|
| 05 | 05mm |
| 10 | 10mm |
| 20 | 20mm |

■行程 Stroke

50–1050mm
50間隔 50mm Pitch

■馬達位置 Motor Position

| | |
|---|---|
| MS | 馬達直聯 Motor Position |
| ML | 馬達左折 Motor Left Side |
| MR | 馬達右折 Motor Right Side |
| MD | 馬達下折 Motor Bottom Side |

■馬達廠牌 Motor Brand

| | | | |
|---|---|---|---|
| M | 三菱 Mitsubishi | 10 | – |
| P | 鄂下 Matsushita | 20 | – |
| Y | 安川 Yaskawa | 40 | 400w |
| D | 臺達 Delta | 75 | – |

※若無煞車則不表示.※If No Brake,No Description

■限位傳感器數量 Photoelectric Sensor

| | |
|---|---|
| P1 | 1衹 1PCS |
| P2 | 2衹 2PCS |
| P3 | 3衹 3PCS |

※未標記：無No ※ Mark：No Sensor





## 基本仕様 Specification

| | | | | | |
|---|---|---|---|---|---|
| 規格 Spec | 位置重復精度 Repeatability (mm) | | ±0.01 | | |
| | 螺杆導程 Ball Screw Lead (mm) | | 5 | 10 | 20 |
| | 最高速度 Maximum Speed (mm/s) | | 250 | 500 | 1000 |
| | 最大可搬重量 Maximum Payload | 水平使用 Horizontal (kg) | 110 | 88 | 40 |
| | | 垂直使用 Vertical (kg) | 30 | 22 | 10 |
| | 定格推力 Rated Thrust (N) | | 1388 | 694 | 347 |
| | 標準行程 Stroke Pitch (mm) | | 50–800mm/50間隔 50 mm Pitch | | |
| 部品 Parts | AC伺服馬達容量 Maximum Static Torque (N.m.) | | 400 | | |
| | 滚珠螺杆外徑 Ball Screw Ø (mm) | | C7 ϕ 16 | | |
| | 高剛性直綫滑軌 High Rigidity Linear Guide (mm) | | W15xH12.5 | | |
| | 原點感應器 Home Sensor | 外挂 Outside | EE–SX672 ( NPN ) | | |

※行程超過600時，會產生螺杆偏擺，此時請將速度調降.
※When the stroke is over 600mm,the run–out–of the ballscrew will occur We recommend to low down the working speed under this circumstances.

※馬達加減速設定0.2秒
Acceleration and deacceleration value is set 0.2 second.

## 感應器接線圖<原點及端點> Sensor Layout

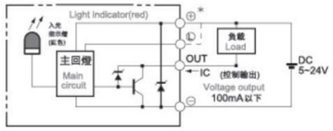


## 容許負載力距表 Allowable Overhang

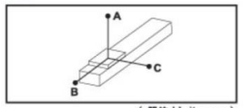


( 單位 Unit : mm)

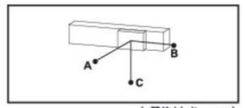


( 單位 Unit : mm)

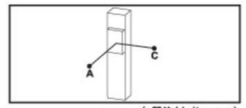


( 單位 Unit : mm)

| 水平安裝 Horizontal Installation | | A | B | C |
|---|---|---|---|---|
| 導程 5 Lead | 60kg | 2512 | 242 | 232 |
| | 80kg | 1811 | 172 | 164 |
| | 110kg | 1284 | 114 | 108 |
| 導程 10 Lead | 30kg | 2727 | 470 | 430 |
| | 50kg | 1577 | 266 | 242 |
| | 88kg | 854 | 134 | 122 |
| 導程 20 Lead | 10kg | 2304 | 1222 | 1028 |
| | 22kg | 1443 | 540 | 451 |
| | 40kg | 860 | 277 | 233 |

| 壁挂安裝 Wall Installation | | A | B | C |
|---|---|---|---|---|
| 導程 5 Lead | 55kg | 257 | 269 | 2883 |
| | 75kg | 178 | 186 | 2000 |
| | 110kg | 108 | 114 | 1284 |
| 導程 10 Lead | 35kg | 363 | 395 | 2368 |
| | 55kg | 218 | 238 | 1445 |
| | 88kg | 123 | 134 | 854 |
| 導程 20 Lead | 12kg | 854 | 1019 | 2552 |
| | 20kg | 500 | 596 | 1588 |
| | 40kg | 233 | 277 | 860 |

| 垂直安裝 Vertical Installation | | A | C |
|---|---|---|---|
| 導程 5 Lead | 15kg | 1118 | 1118 |
| | 22kg | 770 | 770 |
| | 33kg | 513 | 513 |
| 導程 10 Lead | 10kg | 1500 | 1500 |
| | 14kg | 1072 | 1072 |
| | 22kg | 682 | 682 |
| 導程 20 Lead | 7kg | 1700 | 1700 |
| | 10kg | 1188 | 1188 |
| | – | – | – |

## 靜態容許負載慣量 Static Loading Moment

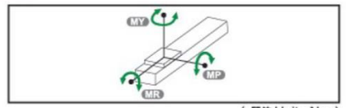


( 單位 Unit : N.m)

| | |
|---|---|
| MY | 551 |
| MP | 552 |
| MR | 485 |

※力矩表所表示的數據，代表重心。
The torque value in the chart indicate the center of gravity.
※符合型錄規範的正常使用下,保證壽命爲10000公裏.
Operation life is 10,000 km when the product is using under the specified conditions.
※倒吊使用無法套用標準規範,如有需求請洽訊我司業務.
Data information is not for ceiling-mount inverse use. Contact us for the details if you want to apply ceiling-mount inverse usage.

## 搭配步進馬達一覽表 Options of Stepper Motors

| 廠牌 Brand | 馬達記號 Mark | 煞車有無 Brake | 馬達容量 Watt | 電源電壓 AC–Voltage | 伺服馬達型號 Motor Model | 驅動器型號 Driver Model |
|---|---|---|---|---|---|---|
| 三菱 Mitsubishi | M | 無煞車（水平仕様） No Brake ( Horizontal Type ) | 400 | 220 | HG–KR43 | MR–J4–40A |
| | | 有煞車（垂直仕様） With Brake ( Vertical Type ) | 400 | 220 | HG–KR43B | MR–J4–40A |
| 國際 Panasonic | P | 無煞車（水平仕様） No Brake ( Horizontal Type ) | 400 | 220 | MHMD042G1U | MBDHT2510 |
| | | 有煞車（垂直仕様） With Brake ( Vertical Type ) | 400 | 220 | MHMD042G1V | MBDHT2510 |
| 臺達 Delta | D | 無煞車（水平仕様） No Brake ( Horizontal Type ) | 400 | 220 | ECMA–C20604ES | ASD–B20421–B |
| | | 有煞車（垂直仕様） With Brake ( Vertical Type ) | 400 | 220 | ECMA–C20604FS | ASD–B20421–B |

# ASC135-4P 單軸/Single axis

無塵室 Clean Room　螺杆驅動 Ball Screw Drive

## MS 馬達直聯 Motor Position

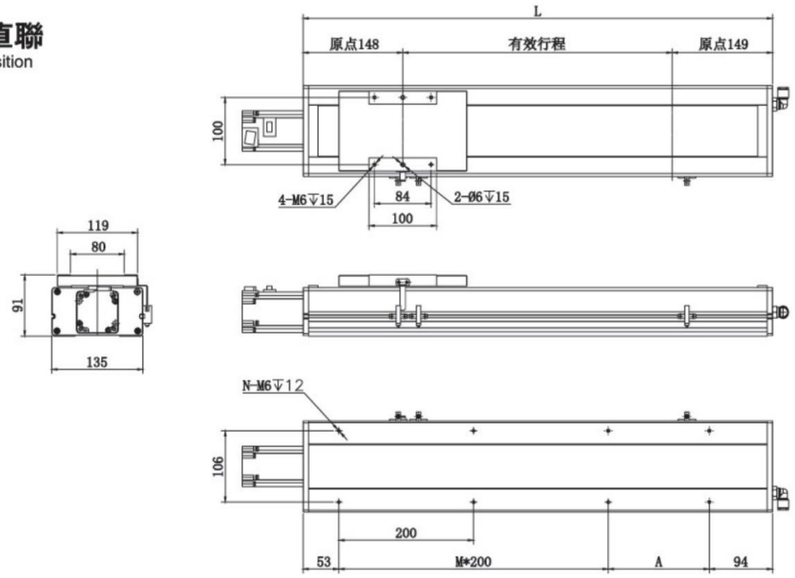


| 有效行程 Stroke | 50 | 100 | 150 | 200 | 250 | 300 | 350 | 400 | 450 | 500 | 550 | 600 | 650 | 700 | 750 | 800 | 850 | 900 | 950 | 1000 | 1050 |
|---|---|---|---|---|---|---|---|---|---|---|---|---|---|---|---|---|---|---|---|---|---|
| L | 347 | 397 | 447 | 497 | 547 | 597 | 647 | 697 | 747 | 797 | 847 | 897 | 947 | 997 | 1047 | 1097 | 1147 | 1197 | 1247 | 1297 | 1347 |
| A | 200 | 50 | 100 | 150 | 200 | 50 | 100 | 150 | 200 | 50 | 50 | 150 | 200 | 50 | 100 | 150 | 200 | 50 | 100 | 150 | 200 |
| M | 0 | 1 | 1 | 1 | 1 | 2 | 2 | 2 | 2 | 3 | 3 | 3 | 3 | 4 | 4 | 4 | 4 | 5 | 5 | 5 | 5 |
| N | 4 | 6 | 6 | 6 | 6 | 8 | 8 | 8 | 8 | 10 | 10 | 10 | 10 | 12 | 12 | 12 | 12 | 14 | 14 | 14 | 14 |
| KG | 10.5 | 11.1 | 11.7 | 12.3 | 12.9 | 13.5 | 14.1 | 14.7 | 15.3 | 15.9 | 16.5 | 17.1 | 17.7 | 12.3 | 12.9 | 19.5 | 20.1 | 20.7 | 21.3 | 21.9 | 22.5 |

## MD 馬達下折 Motor Bottom Side

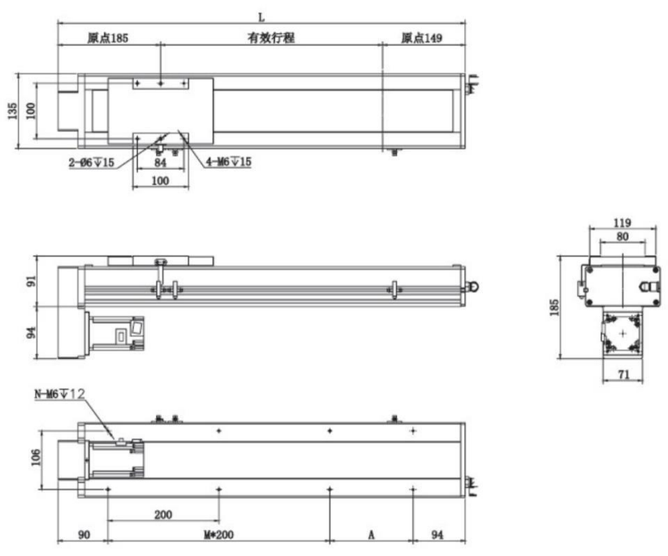


| 有效行程 Stroke | 50 | 100 | 150 | 200 | 250 | 300 | 350 | 400 | 450 | 500 | 550 | 600 | 650 | 700 | 750 | 800 | 850 | 900 | 950 | 1000 | 1050 |
|---|---|---|---|---|---|---|---|---|---|---|---|---|---|---|---|---|---|---|---|---|---|
| L | 384 | 434 | 484 | 534 | 584 | 634 | 684 | 734 | 784 | 834 | 884 | 934 | 984 | 1034 | 1084 | 1134 | 1184 | 1234 | 1284 | 1334 | 1384 |
| A | 200 | 50 | 100 | 150 | 200 | 50 | 100 | 150 | 200 | 50 | 100 | 150 | 200 | 50 | 100 | 150 | 200 | 50 | 100 | 150 | 200 |
| M | 0 | 1 | 1 | 1 | 1 | 2 | 2 | 2 | 2 | 3 | 3 | 3 | 3 | 4 | 4 | 4 | 4 | 5 | 5 | 5 | 5 |
| N | 4 | 6 | 6 | 6 | 6 | 8 | 8 | 8 | 8 | 10 | 10 | 10 | 10 | 12 | 12 | 12 | 12 | 14 | 14 | 14 | 14 |
| KG | 10.9 | 11.52 | 12.14 | 12.76 | 13.38 | 14 | 14.62 | 15.24 | 15.86 | 16.48 | 17.1 | 17.72 | 18.34 | 18.96 | 19.58 | 20.2 | 20.82 | 21.44 | 22.06 | 22.68 | 23.3 |



無塵室 Clean Room　螺杆驅動 Ball Screw Drive

## ML 馬達左折 Motor Left Side

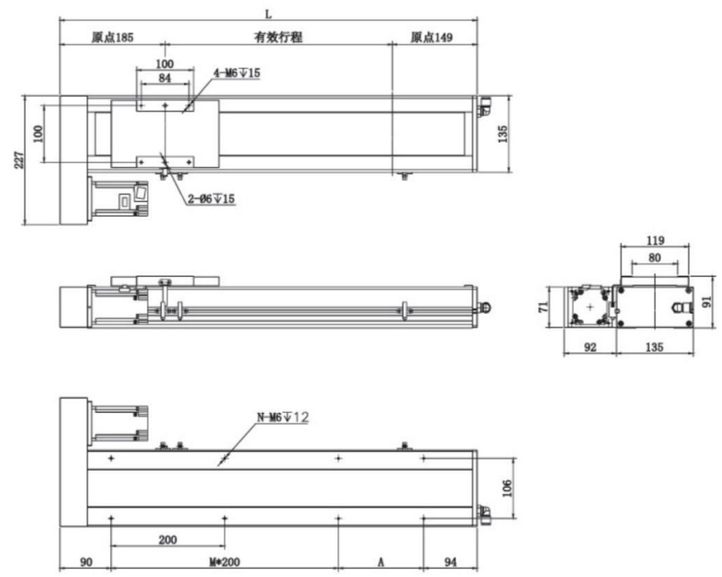


| 有效行程 Stroke | 50 | 100 | 150 | 200 | 250 | 300 | 350 | 400 | 450 | 500 | 550 | 600 | 650 | 700 | 750 | 800 | 850 | 900 | 950 | 1000 | 1050 |
|---|---|---|---|---|---|---|---|---|---|---|---|---|---|---|---|---|---|---|---|---|---|
| L | 384 | 434 | 484 | 534 | 584 | 634 | 684 | 734 | 784 | 834 | 884 | 934 | 984 | 1034 | 1084 | 1134 | 1184 | 1234 | 1284 | 1334 | 1384 |
| A | 200 | 50 | 100 | 150 | 200 | 50 | 100 | 150 | 200 | 50 | 100 | 150 | 200 | 50 | 100 | 150 | 200 | 50 | 100 | 150 | 200 |
| M | 0 | 1 | 1 | 1 | 1 | 2 | 2 | 2 | 2 | 3 | 3 | 3 | 3 | 4 | 4 | 4 | 4 | 5 | 5 | 5 | 5 |
| N | 4 | 6 | 6 | 6 | 6 | 8 | 8 | 8 | 8 | 10 | 10 | 10 | 10 | 12 | 12 | 12 | 12 | 14 | 14 | 14 | 14 |
| KG | 10.9 | 11.52 | 12.14 | 12.76 | 13.38 | 14 | 14.62 | 15.24 | 15.86 | 16.48 | 17.1 | 17.72 | 18.34 | 18.96 | 19.58 | 20.2 | 20.82 | 21.44 | 22.06 | 22.68 | 23.3 |

## MR 馬達右折 Motor Right Side

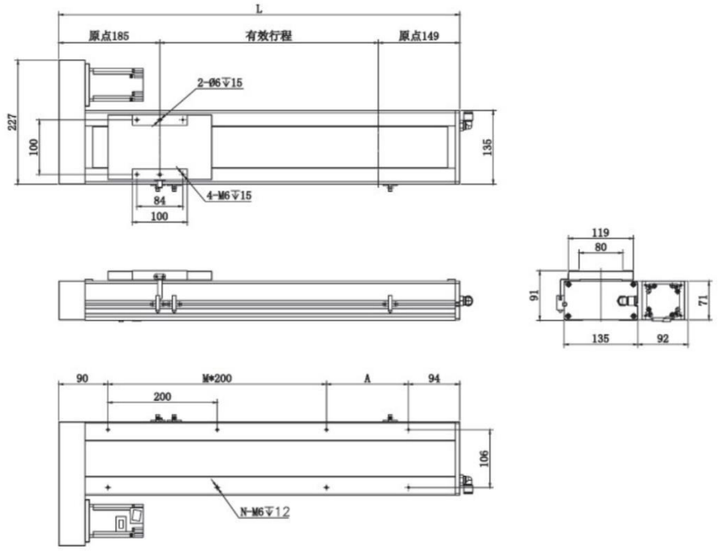


| 有效行程 Stroke | 50 | 100 | 150 | 200 | 250 | 300 | 350 | 400 | 450 | 500 | 550 | 600 | 650 | 700 | 750 | 800 | 850 | 900 | 950 | 1000 | 1050 |
|---|---|---|---|---|---|---|---|---|---|---|---|---|---|---|---|---|---|---|---|---|---|
| L | 384 | 434 | 484 | 534 | 584 | 634 | 684 | 734 | 784 | 834 | 884 | 934 | 984 | 1034 | 1084 | 1134 | 1184 | 1234 | 1284 | 1334 | 1384 |
| A | 200 | 50 | 100 | 150 | 200 | 50 | 100 | 150 | 200 | 50 | 100 | 150 | 200 | 50 | 100 | 150 | 200 | 50 | 100 | 150 | 200 |
| M | 0 | 1 | 1 | 1 | 1 | 2 | 2 | 2 | 2 | 3 | 3 | 3 | 3 | 4 | 4 | 4 | 4 | 5 | 5 | 5 | 5 |
| N | 4 | 6 | 6 | 6 | 6 | 8 | 8 | 8 | 8 | 10 | 10 | 10 | 10 | 12 | 12 | 12 | 12 | 14 | 14 | 14 | 14 |
| KG | 10.9 | 11.52 | 12.14 | 12.76 | 13.38 | 14 | 14.62 | 15.24 | 15.86 | 16.48 | 17.1 | 17.72 | 18.34 | 18.96 | 19.58 | 20.2 | 20.82 | 21.44 | 22.06 | 22.68 | 23.3 |

一般螺杆传动 AS Series
一般皮带传动 AT Series
無塵/螺杆传动 ASC Series
無塵/皮带传动 ATC Series
DZ模组 DZ Module
联规皮带 ET Series

# ASC170–4P 單軸/Single axis

無塵室 Clean Room　螺杆驅動 Ball Screw Drive





此圖僅供參考，出貨規格詳見尺寸圖面
The picture is just for the reference. Please check the the actual dimensions on the drawing.

| 最大行程 Maximum Stroke | 1250mm | 最大速度 Maximum Speed | 1000mm/s | 馬達容量 Motor Output | 750w | 滾珠螺杆 Ball Screw | ø 20mm | 直綫滑軌 Linear Guide | 20x15–2支 |
|---|---|---|---|---|---|---|---|---|---|

## 型號表示方式 Ordering Method

**ASC170–4P – L10 – 500 – MS – M75 – P3**

本體型號 Moedel

■ 螺杆導程 Ball Screw Lead

| | |
|---|---|
| 05 | 05mm |
| 10 | 10mm |
| 20 | 20mm |

■ 行程 Stroke

50–1050mm
50間隔 50mm Pitch

■ 馬達位置 Motor Position

| | |
|---|---|
| MS | 馬達直聯 Motor Position |
| ML | 馬達左折 Motor Left Side |
| MR | 馬達右折 Motor Right Side |
| MD | 馬達下折 Motor Bottom Side |

■ 馬達廠牌 Motor Brand

| | | | |
|---|---|---|---|
| M | 三菱 Mitsubishi | 10 | – |
| P | 松下 Matsushita | 20 | – |
| Y | 安川 Yaskawa | 40 | – |
| D | 臺達 Delta | 75 | 750w |

※若無煞車則不表示.※If No Brake,No Description

■ 限位傳感器數量 Photoelectric Sensor

| | |
|---|---|
| P1 | 1衹 1PCS |
| P2 | 2衹 2PCS |
| P3 | 3衹 3PCS |

※未標記：無No ※ Mark：No Sensor



無塵室 Clean Room　螺杆驅動 Ball Screw Drive

## 基本仕様 Specification

| | | | | | |
|---|---|---|---|---|---|
| 規格 Spec | 位置重復精度 Repeatability (mm) | | ±0.01 | | |
| | 螺杆導程 Ball Screw Lead (mm) | | 5 | 10 | 20 |
| | 最高速度 Maximum Speed (mm/s) | | 250 | 500 | 1000 |
| | 最大可搬重量 Maximum Payload | 水平使用 Horizontal (kg) | 120 | 120 | 83 |
| | | 垂直使用 Vertical (kg) | 50 | 40 | 25 |
| | 定格推力 Rated Thrust (N) | | 2563 | 1281 | 640 |
| | 標準行程 Stroke Pitch (mm) | | 50–800mm/50間隔 50 mm Pitch | | |
| 部品 Parts | AC伺服馬達容量 Maximum Static Torque (N.m.) | | 750 | | |
| | 滚珠螺杆外徑 Ball Screw Ø (mm) | | C7 ϕ 20 | | |
| | 高剛性直綫滑軌 High Rigidity Linear Guide (mm) | | W20xH15 | | |
| | 原點感應器 Home Sensor | 外挂 Outside | EE–SX672 ( NPN ) | | |

※行程超過600時，會產生螺杆偏擺，此時請將速度調降.
※When the stroke is over 600mm,the run–out–of the ballscrew will occur We recommend to low down the working speed under this circumstances.

※馬達加減速設定0.2秒
Acceleration and deacceleration value is set 0.2 second.

## 感應器接線圖<原點及端點> Sensor Layout

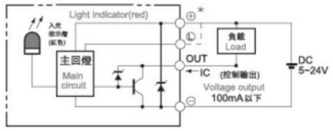


## 容許負載力距表 Allowable Overhang

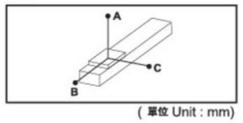


( 單位 Unit : mm)

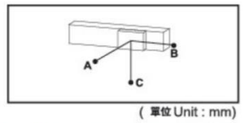


( 單位 Unit : mm)

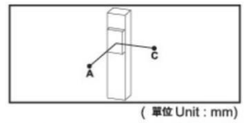


( 單位 Unit : mm)

| 水平安裝 Horizontal Installation | | A | B | C |
|---|---|---|---|---|
| 導程 5 Lead | 70kg | 3235 | 349 | 408 |
| | 90kg | 2482 | 263 | 306 |
| | 120kg | 1861 | 187 | 218 |
| 導程 10 Lead | 65kg | 1911 | 338 | 373 |
| | 85kg | 1445 | 248 | 276 |
| | 120kg | 1000 | 164 | 182 |
| 導程 20 Lead | 35kg | 1666 | 547 | 538 |
| | 55kg | 1030 | 331 | 328 |
| | 83kg | 654 | 206 | 204 |

| 壁挂安裝 Wall Installation | | A | B | C |
|---|---|---|---|---|
| 導程 5 Lead | 75kg | 377 | 322 | 2988 |
| | 95kg | 288 | 246 | 2333 |
| | 120kg | 218 | 187 | 1850 |
| 導程 10 Lead | 60kg | 408 | 368 | 2092 |
| | 80kg | 296 | 266 | 1554 |
| | 120kg | 182 | 164 | 1002 |
| 導程 20 Lead | 30kg | 633 | 644 | 1961 |
| | 50kg | 365 | 369 | 1143 |
| | 83kg | 204 | 206 | 656 |

| 垂直安裝 Vertical Installation | | A | C |
|---|---|---|---|
| 導程 5 Lead | 20kg | 1368 | 1368 |
| | 30kg | 911 | 911 |
| | 50kg | 546 | 546 |
| 導程 10 Lead | 15kg | 1618 | 1618 |
| | 25kg | 970 | 970 |
| | 40kg | 607 | 607 |
| 導程 20 Lead | 10kg | 1922 | 1922 |
| | 14kg | 1377 | 1377 |
| | 25kg | 769 | 769 |

## 靜態容許負載慣量 Static Loading Moment

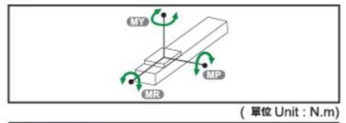


( 單位 Unit : N.m)

| | |
|---|---|
| MY | 1032 |
| MP | 1034 |
| MR | 908 |

※力矩表所表示的數據，代表重心。
The torque value in the chart indicate the center of gravity.
※符合型錄規範的正常使用下,保證壽命爲10000公裏.
Operation life is 10,000 km when the product is using under the specified conditions.
※倒吊使用無法套用標準規範,如有需求請洽訊我司業務.
Data information is not for ceiling-mount inverse use. Contact us for the details if you want to apply ceiling-mount inverse usage.

## 搭配步進馬達一覽表 Options of Stepper Motors

| 廠牌 Brand | 馬達記號 Mark | 煞車有無 Brake | 馬達容量 Watt | 電源電壓 AC–Voltage | 伺服馬達型號 Motor Model | 驅動器型號 Driver Model |
|---|---|---|---|---|---|---|
| 三菱 Mitsubishi | M | 無煞車 ( 水平仕様 ) No Brake ( Horizontal Type ) | 750 | 220 | HG–KR73 | MR–J4–70A |
| | | 有煞車 ( 垂直仕様 ) With Brake ( Vertical Type ) | 750 | 220 | HG–KR73B | MR–J4–70A |
| 國際 Panasonic | P | 無煞車 ( 水平仕様 ) No Brake ( Horizontal Type ) | 750 | 220 | MHMD082G1U | MCDHT3520 |
| | | 有煞車 ( 垂直仕様 ) With Brake ( Vertical Type ) | 750 | 220 | MHMD082G1V | MCDHT3520 |
| 臺達 Delta | D | 無煞車 ( 水平仕様 ) No Brake ( Horizontal Type ) | 750 | 220 | ECMA–C20807ES | ASD–B20721–B |
| | | 有煞車 ( 垂直仕様 ) With Brake ( Vertical Type ) | 750 | 220 | ECMA–C20807FS | ASD–B20721–B |

一般螺杆仕様 AS Series
一般皮帶仕様 AT Series
無塵/螺杆仕様 ASC Series
無塵/皮帶仕様 ATC Series
DZ模組 DZ Module
歐規皮帶 ET Series

# ASC170–4P 單軸/Single axis

無塵室 Clean Room　螺杆驅動 Ball Screw Drive

## MS 馬達直聯 Motor Position

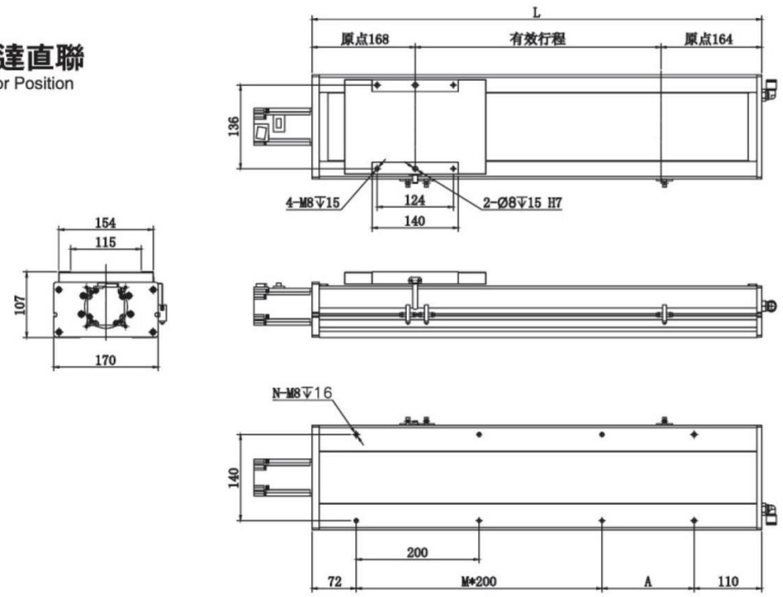


| 有效行程 Stroke | 50 | 100 | 150 | 200 | 250 | 300 | 350 | 400 | 450 | 500 | 550 | 600 | 650 | 700 | 750 | 800 | 850 | 900 | 950 | 1000 | 1050 | 1100 | 1150 | 1200 | 1250 |
|---|---|---|---|---|---|---|---|---|---|---|---|---|---|---|---|---|---|---|---|---|---|---|---|---|---|
| L | 382 | 432 | 482 | 532 | 582 | 632 | 682 | 732 | 782 | 832 | 882 | 932 | 982 | 1032 | 1082 | 1132 | 1182 | 1232 | 1282 | 1332 | 1382 | 1432 | 1482 | 1532 | 1582 |
| A | 200 | 50 | 100 | 150 | 200 | 50 | 100 | 150 | 200 | 50 | 100 | 150 | 200 | 50 | 100 | 150 | 200 | 50 | 100 | 150 | 200 | 50 | 100 | 150 | 200 |
| M | 0 | 1 | 1 | 1 | 1 | 2 | 2 | 2 | 2 | 3 | 3 | 3 | 3 | 4 | 4 | 4 | 4 | 5 | 5 | 5 | 5 | 6 | 6 | 6 | 6 |
| N | 4 | 6 | 6 | 6 | 6 | 8 | 8 | 8 | 8 | 10 | 10 | 10 | 10 | 12 | 12 | 12 | 12 | 14 | 14 | 14 | 14 | 16 | 16 | 16 | 16 |
| KG | 11.84 | 12.62 | 13.4 | 14.18 | 14.96 | 15.74 | 16.52 | 17.3 | 18.08 | 18.85 | 19.63 | 20.41 | 21.19 | 21.97 | 22.75 | 23.53 | 24.31 | 25.09 | 25.87 | 26.65 | 27.43 | 28.21 | 28.99 | 29.77 | 30.55 |

## MD 馬達下折 Motor Bottom Side

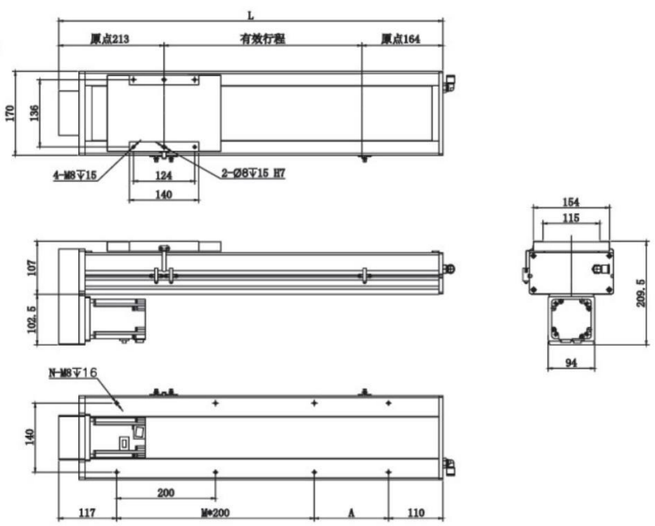


| 有效行程 Stroke | 100 | 150 | 200 | 250 | 300 | 350 | 400 | 450 | 500 | 550 | 600 | 650 | 700 | 750 | 800 | 850 | 900 | 950 | 1000 | 1050 | 1100 | 1150 | 1200 | 1250 |
|---|---|---|---|---|---|---|---|---|---|---|---|---|---|---|---|---|---|---|---|---|---|---|---|---|
| L | 477 | 527 | 577 | 627 | 677 | 727 | 777 | 827 | 577 | 927 | 977 | 1027 | 1077 | 1127 | 1177 | 1227 | 1277 | 1327 | 1377 | 1427 | 1477 | 1527 | 1577 | 1627 |
| A | 50 | 100 | 150 | 200 | 50 | 100 | 150 | 200 | 50 | 100 | 150 | 200 | 50 | 100 | 150 | 200 | 50 | 100 | 150 | 200 | 50 | 100 | 150 | 200 |
| M | 1 | 1 | 1 | 1 | 2 | 2 | 2 | 2 | 3 | 3 | 3 | 3 | 4 | 4 | 4 | 4 | 5 | 5 | 5 | 5 | 6 | 6 | 6 | 6 |
| N | 6 | 6 | 6 | 6 | 8 | 8 | 8 | 8 | 10 | 10 | 10 | 10 | 12 | 12 | 12 | 12 | 14 | 14 | 14 | 14 | 16 | 16 | 16 | 16 |
| KG | 14.8 | 15.6 | 16.4 | 17.2 | 17.9 | 18.7 | 19.5 | 20.3 | 21 | 21.8 | 22.6 | 23.4 | 24.1 | 24.9 | 25.7 | 26.5 | 27.2 | 28 | 28.8 | 19.6 | 30.4 | 31.2 | 32 | 32.8 |



無塵室 Clean Room　螺杆驅動 Ball Screw Drive

## ML 馬達左折 Motor Left Side

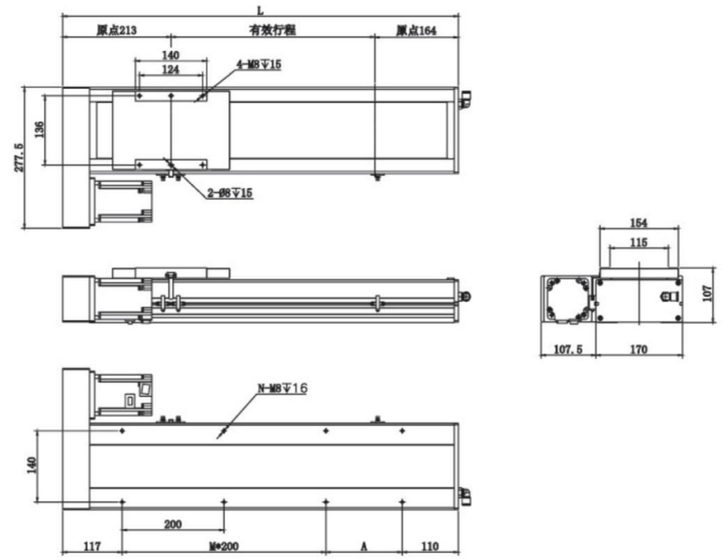


| 有效行程 Stroke | 50 | 100 | 150 | 200 | 250 | 300 | 350 | 400 | 450 | 500 | 550 | 600 | 650 | 700 | 750 | 800 | 850 | 900 | 950 | 1000 | 1050 | 1100 | 1150 | 1200 | 1250 |
|---|---|---|---|---|---|---|---|---|---|---|---|---|---|---|---|---|---|---|---|---|---|---|---|---|---|
| L | 427 | 477 | 527 | 577 | 627 | 677 | 727 | 777 | 827 | 877 | 927 | 977 | 1027 | 1077 | 1127 | 1177 | 1227 | 1277 | 1327 | 1377 | 1427 | 1477 | 1527 | 1577 | 1627 |
| A | 200 | 50 | 100 | 150 | 200 | 50 | 100 | 150 | 200 | 50 | 100 | 150 | 200 | 50 | 100 | 150 | 200 | 50 | 100 | 150 | 200 | 50 | 100 | 150 | 200 |
| M | 0 | 1 | 1 | 1 | 1 | 2 | 2 | 2 | 2 | 3 | 3 | 3 | 3 | 4 | 4 | 4 | 4 | 5 | 5 | 5 | 5 | 6 | 6 | 6 | 6 |
| N | 4 | 6 | 6 | 6 | 6 | 8 | 8 | 8 | 8 | 10 | 10 | 10 | 10 | 12 | 12 | 12 | 12 | 14 | 14 | 14 | 14 | 16 | 16 | 16 | 16 |
| KG | 12.61 | 13.39 | 14.17 | 14.96 | 15.74 | 16.53 | 17.31 | 18.1 | 18.88 | 19.67 | 20.45 | 21.24 | 22.02 | 22.81 | 23.59 | 24.38 | 25.17 | 25.95 | 26.74 | 27.52 | 28.31 | 29.09 | 29.88 | 30.66 | 31.45 |

## MR 馬達右折 Motor Right Side

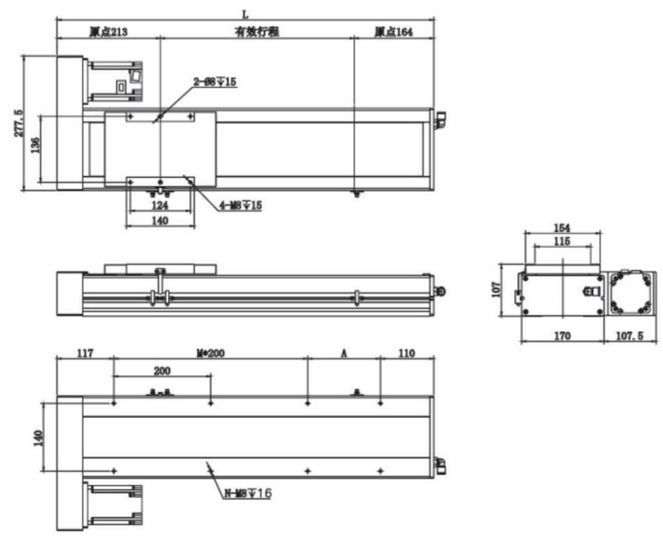


| 有效行程 Stroke | 50 | 100 | 150 | 200 | 250 | 300 | 350 | 400 | 450 | 500 | 550 | 600 | 650 | 700 | 750 | 800 | 850 | 900 | 950 | 1000 | 1050 | 1100 | 1150 | 1200 | 1250 |
|---|---|---|---|---|---|---|---|---|---|---|---|---|---|---|---|---|---|---|---|---|---|---|---|---|---|
| L | 427 | 477 | 527 | 577 | 627 | 677 | 727 | 777 | 827 | 877 | 927 | 977 | 1027 | 1077 | 1127 | 1177 | 1227 | 1277 | 1327 | 1377 | 1427 | 1477 | 1527 | 1577 | 1627 |
| A | 200 | 50 | 100 | 150 | 200 | 50 | 100 | 150 | 200 | 50 | 100 | 150 | 200 | 50 | 100 | 150 | 200 | 50 | 100 | 150 | 200 | 50 | 100 | 150 | 200 |
| M | 0 | 1 | 1 | 1 | 1 | 2 | 2 | 2 | 2 | 3 | 3 | 3 | 3 | 4 | 4 | 4 | 4 | 5 | 5 | 5 | 5 | 6 | 6 | 6 | 6 |
| N | 4 | 6 | 6 | 6 | 6 | 8 | 8 | 8 | 8 | 10 | 10 | 10 | 10 | 12 | 12 | 12 | 12 | 14 | 14 | 14 | 14 | 16 | 16 | 16 | 16 |
| KG | 12.61 | 13.39 | 14.17 | 14.96 | 15.74 | 16.53 | 17.31 | 18.1 | 18.88 | 19.67 | 20.45 | 21.24 | 22.02 | 22.81 | 23.59 | 24.38 | 25.17 | 25.95 | 26.74 | 27.52 | 28.31 | 29.09 | 29.88 | 30.66 | 31.45 |

一般螺杆仕様 AS Series
一般皮帶仕様 AT Series
無塵/螺杆仕様 ASC Series
無塵/皮帶仕様 ATC Series
DZ模組 DZ Module
歐規皮帶 ET Series

MEMO





滑台系列

# ATC Series

## 無塵環境/皮帶式樣

## Clean Room/Belt Type

CONTENTS



一般螺桿仕樣 AS Series
一般皮帶仕樣 AT Series
無塵螺桿仕樣 ASC Series
無塵皮帶仕樣 ATC Series
DZ模組 DZ Module
歐規皮帶 ET Series

# ATC135–4P 單軸/Single axis

無塵室 Clean Room　皮帶驅動 Belt Drive





此圖僅供參考，出貨規格詳見尺寸圖面
The picture is just for the reference. Please check the the actual dimensions on the drawing.

| 最大行程 Maximum Stroke | 3050mm | 最大速度 Maximum Speed | 2000mm/s | 馬達容量 Motor Output | 200w | 直線滑軌 Linear Guide | 15X12.5–2支 |
|---|---|---|---|---|---|---|---|

## 型號表示方式 Ordering Method

ATC135–4P – L40 – 500 – LS – M20 – P3

本體型號 Moedel

■導程 Lead

| | |
|---|---|
| 40 | 40mm |

■行程 Stroke

| |
|---|
| 50–3050mm |
| 50間隔 50mm Pitch |

■馬達位置 Motor Position

| | |
|---|---|
| LS | 馬達左方 Motor Left |
| LU | 馬達左上方 Motor Upper Left |
| LD | 馬達左下方 Motor Lower Left |
| RS | 馬達右方 Motor Right |
| RU | 馬達右上方 Motor Upper Right |
| RD | 馬達右下方 Motor Lower Right |

■馬達廠牌 Motor Brand

| | | | |
|---|---|---|---|
| M | 三菱 Mitsubishi | 10 | – |
| P | 松下 Matsushita | 20 | 200w |
| Y | 安川 Yaskawa | 40 | – |
| D | 臺達 Delta | 75 | – |

※若無煞車則不表示.※If No Brake,No Description

■限位傳感器數量 Photoelectric Sensor

| | |
|---|---|
| P1 | 1祇 1PCS |
| P2 | 2祇 2PCS |
| P3 | 3祇 3PCS |

※未標記：無No ※ Mark：No Sensor



無塵室 Clean Room　皮帶驅動 Belt Drive

## 基本仕樣 Specification

| | | | |
|---|---|---|---|
| 規格 Spec | 位置重復精度 Repeatability (mm) | | ±0.04 |
| | 導程 Lead (mm) | | 40 |
| | 最高速度 Maximum Speed (mm/s) | | 2000 |
| | 最大可搬重量 Maximum Payload | 水平使用 Horizontal (kg) | 25 |
| | | 垂直使用 Vertical (kg) | |
| | 定格推力 Rated Thrust (N) | | 100 |
| | 標準行程 Stroke Pitch (mm) | | 500–800mm/50間隔 50 mm Pitch |
| 部品 Parts | AC伺服馬達容量 Maximum Static Torque (N.m.) | | 200 |
| | 皮帶寬度 Belt Width | | 22 |
| | 高剛性直線滑軌 High Rigidity Linear Guide (mm) | | W15xH12.5 |
| | 原點感應器 Home Sensor | 外挂 Outside | EE–SX672(NPN) |

※馬達加減速設定0.4秒
Acceleration and deacceleration value is set 0.4 second.

## 感應器接線圖<原點極端點> Sensor Layout

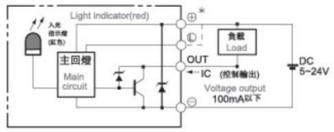


## 容許負載力距表 Allowable Overhang

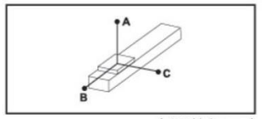


( 單位 Unit : mm)

| 水平安裝 Horizontal Installation | A | B | C |
|---|---|---|---|
| 10kg | 1794 | 688 | 538 |
| 20kg | 858 | 324 | 253 |
| 25kg | 670 | 251 | 197 |

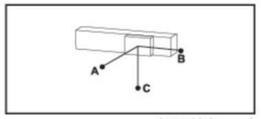


( 單位 Unit : mm)

| 壁挂安裝 Wall Installation | A | B | C |
|---|---|---|---|
| 15kg | 348 | 446 | 1170 |
| 18kg | 285 | 365 | 961 |
| 25kg | 197 | 251 | 670 |

## 靜態容許負載慣量 Static Loading Moment

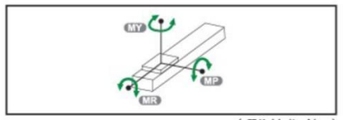


( 單位 Unit : N.m)

| | |
|---|---|
| MY | 551 |
| MP | 552 |
| MR | 485 |

※力矩表所表示的數據，代表重心。
The torque value in the chart indicate the center of gravity.

※符合型錄規範的正常使用下,保證壽命爲10000公裏.
Operation life is 10,000 km when the product is using under the specified conditions.

※總長超過1000mm以上,鋼帶有變形風險,避免壁挂使用.
The steel stripe cover may deformed when the actuator length is over 1000mm. Horizontal application is recommend.

※倒吊使用無法套用標準規範,如有需求請洽訊我司業務.
Data information is not for ceiling-mount inverse use.
Contact us for the details if you want to apply ceiling-mount inverse usage.

## 搭配步進馬達一覽表 Options of Stepper Motors

| 廠牌 Brand | 馬達記號 Mark | 煞車有無 Brake | 馬達容量 Watt | 電源電壓 AC–Voltage | 伺服馬達型號 Motor Model | 驅動器型號 Driver Model |
|---|---|---|---|---|---|---|
| 三菱 Mitsubishi | M | 無煞車（水平仕樣） No Brake（Horizontal Type） | 200 | 220 | HG–KR23 | MR–J4–20A |
| 國際 Panasonic | P | 無煞車（水平仕樣） No Brake（Horizontal Type） | 200 | 220 | MHMD022G1U | MADHT1507 |
| 臺達 Delta | D | 無煞車（水平仕樣） No Brake（Horizontal Type） | 200 | 220 | ECMA–C20602ES | ASD–B20221–B |

一般螺桿仕樣 AS Series
一般皮帶仕樣 AT Series
無塵螺桿仕樣 ASC Series
無塵皮帶仕樣 ATC Series
DZ模組 DZ Module
歐規皮帶 ET Series

# ATC135-4P 單軸/Single axis

無塵室 Clean Room　皮帶驅動 Belt Drive

## LS 馬達左折 Motor Left Side

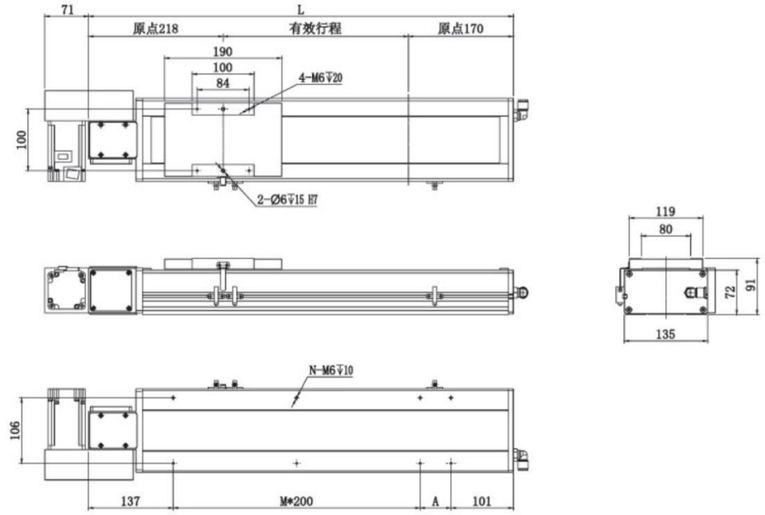


| 有效行程 Stroke | 50 | 100 | 150 | 200 | 250 | 300 | 350 | 400 | 450 | 500 | 550 | 600 | 650 | 700 | 750 | 800 | 850 | 900 | 950 | 1000 | 1050 | 1100 | 1150 | 1200 | 1250 | 1300 | 1350 | 1400 | 1450 | 1500 | 1550 |
|---|---|---|---|---|---|---|---|---|---|---|---|---|---|---|---|---|---|---|---|---|---|---|---|---|---|---|---|---|---|---|---|
| L | 438 | 488 | 538 | 588 | 638 | 688 | 738 | 788 | 838 | 888 | 938 | 988 | 1038 | 1088 | 1138 | 1188 | 1238 | 1288 | 1338 | 1388 | 1438 | 1488 | 1538 | 1588 | 1638 | 1688 | 1738 | 1788 | 1838 | 1888 | 1938 |
| A | 200 | 50 | 100 | 150 | 200 | 50 | 100 | 150 | 200 | 50 | 100 | 150 | 200 | 50 | 100 | 150 | 200 | 50 | 100 | 150 | 200 | 50 | 100 | 150 | 200 | 50 | 100 | 150 | 200 | 50 | 100 |
| M | 0 | 1 | 1 | 1 | 1 | 2 | 2 | 2 | 2 | 3 | 3 | 3 | 3 | 4 | 4 | 4 | 4 | 5 | 5 | 5 | 5 | 6 | 6 | 6 | 6 | 7 | 7 | 7 | 7 | 8 | 8 |
| N | 4 | 6 | 6 | 6 | 6 | 8 | 8 | 8 | 8 | 10 | 10 | 10 | 10 | 12 | 12 | 12 | 12 | 14 | 14 | 14 | 14 | 16 | 16 | 16 | 16 | 18 | 18 | 18 | 18 | 20 | 20 |
| KG | 11.2 | 11.6 | 12 | 12.5 | 13 | 13.5 | 14 | 14.4 | 15 | 15.4 | 16 | 16.4 | 16.9 | 17.4 | 17.9 | 18.4 | 18.9 | 19.4 | 19.9 | 20.3 | 20.9 | 21.5 | 22.1 | 22.7 | 23.3 | 23.9 | 24.5 | 25.1 | 25.7 | 26.3 | 26.9 |

| 有效行程 Stroke | 1600 | 1650 | 1700 | 1750 | 1800 | 1850 | 1900 | 1950 | 2000 | 2050 | 2100 | 2150 | 2200 | 2250 | 2300 | 2350 | 2400 | 2450 | 2500 | 2550 | 2600 | 2650 | 2700 | 2750 | 2800 | 2850 | 2900 | 2950 | 3000 | 3050 |
|---|---|---|---|---|---|---|---|---|---|---|---|---|---|---|---|---|---|---|---|---|---|---|---|---|---|---|---|---|---|---|
| L | 1988 | 2038 | 2088 | 2138 | 2188 | 2238 | 2288 | 2338 | 2388 | 2438 | 2488 | 2538 | 2588 | 2638 | 2688 | 2738 | 2788 | 2838 | 2888 | 2938 | 2988 | 3038 | 3088 | 3138 | 3188 | 3238 | 3288 | 3338 | 3388 | 3438 |
| A | 150 | 200 | 50 | 100 | 150 | 200 | 50 | 100 | 150 | 200 | 50 | 100 | 150 | 200 | 50 | 100 | 150 | 20 | 50 | 100 | 150 | 200 | 50 | 100 | 150 | 200 | 50 | 100 | 150 | 200 |
| M | 8 | 8 | 9 | 9 | 9 | 9 | 10 | 10 | 10 | 10 | 11 | 11 | 11 | 11 | 12 | 12 | 12 | 12 | 13 | 13 | 13 | 13 | 14 | 14 | 14 | 14 | 15 | 15 | 15 | 15 |
| N | 20 | 20 | 22 | 22 | 22 | 22 | 24 | 24 | 24 | 24 | 26 | 26 | 26 | 26 | 28 | 28 | 28 | 28 | 30 | 30 | 30 | 30 | 32 | 32 | 32 | 32 | 34 | 34 | 34 | 34 |
| KG | 27.5 | 28.1 | 28.7 | 29.3 | 29.9 | 30.5 | 31.1 | 31.7 | 32.3 | 32.9 | 33.5 | 34.1 | 34.7 | 35.3 | 35.9 | 36.5 | 37.1 | 37.7 | 38.3 | 38.9 | 39.5 | 40.1 | 40.7 | 41.3 | 41.9 | 42.5 | 43.1 | 43.7 | 44.3 | 44.9 |

## RS 馬達右折 Motor Right Side

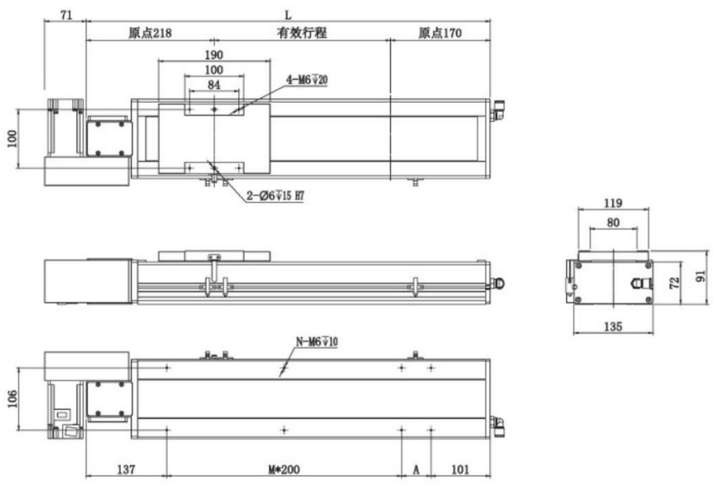


| 有效行程 Stroke | 50 | 100 | 150 | 200 | 250 | 300 | 350 | 400 | 450 | 500 | 550 | 600 | 650 | 700 | 750 | 800 | 850 | 900 | 950 | 1000 | 1050 | 1100 | 1150 | 1200 | 1250 | 1300 | 1350 | 1400 | 1450 | 1500 | 1550 |
|---|---|---|---|---|---|---|---|---|---|---|---|---|---|---|---|---|---|---|---|---|---|---|---|---|---|---|---|---|---|---|---|
| L | 438 | 488 | 538 | 588 | 638 | 688 | 738 | 788 | 838 | 888 | 938 | 988 | 1038 | 1088 | 1138 | 1188 | 1238 | 1288 | 1338 | 1388 | 1438 | 1488 | 1538 | 1588 | 1638 | 1688 | 1738 | 1788 | 1838 | 1888 | 1938 |
| A | 200 | 50 | 100 | 150 | 200 | 50 | 100 | 150 | 200 | 50 | 100 | 150 | 200 | 50 | 100 | 150 | 200 | 50 | 100 | 150 | 200 | 50 | 100 | 150 | 200 | 50 | 100 | 150 | 200 | 50 | 100 |
| M | 0 | 1 | 1 | 1 | 1 | 2 | 2 | 2 | 2 | 3 | 3 | 3 | 3 | 4 | 4 | 4 | 4 | 5 | 5 | 5 | 5 | 6 | 6 | 6 | 6 | 7 | 7 | 7 | 7 | 8 | 8 |
| N | 4 | 6 | 6 | 6 | 6 | 8 | 8 | 8 | 8 | 10 | 10 | 10 | 10 | 12 | 12 | 12 | 12 | 14 | 14 | 14 | 14 | 16 | 16 | 16 | 16 | 18 | 18 | 18 | 18 | 20 | 20 |
| KG | 11.2 | 11.6 | 12 | 12.5 | 13 | 13.5 | 14 | 14.4 | 15 | 15.4 | 16 | 16.4 | 16.9 | 17.4 | 17.9 | 18.4 | 18.9 | 19.4 | 19.9 | 20.3 | 20.9 | 21.5 | 22.1 | 22.7 | 23.3 | 23.9 | 24.5 | 25.1 | 25.7 | 26.3 | 26.9 |

| 有效行程 Stroke | 1600 | 1650 | 1700 | 1750 | 1800 | 1850 | 1900 | 1950 | 2000 | 2050 | 2100 | 2150 | 2200 | 2250 | 2300 | 2350 | 2400 | 2450 | 2500 | 2550 | 2600 | 2650 | 2700 | 2750 | 2800 | 2850 | 2900 | 2950 | 3000 | 3050 |
|---|---|---|---|---|---|---|---|---|---|---|---|---|---|---|---|---|---|---|---|---|---|---|---|---|---|---|---|---|---|---|
| L | 1988 | 2038 | 2088 | 2138 | 2188 | 2238 | 2288 | 2338 | 2388 | 2438 | 2488 | 2538 | 2588 | 2638 | 2688 | 2738 | 2788 | 2838 | 2888 | 2938 | 2988 | 3038 | 3088 | 3138 | 3188 | 3238 | 3288 | 3338 | 3388 | 3438 |
| A | 150 | 200 | 50 | 100 | 150 | 200 | 50 | 100 | 150 | 200 | 50 | 100 | 150 | 200 | 50 | 100 | 150 | 20 | 50 | 100 | 150 | 200 | 50 | 100 | 150 | 200 | 50 | 100 | 150 | 200 |
| M | 8 | 8 | 9 | 9 | 9 | 9 | 10 | 10 | 10 | 10 | 11 | 11 | 11 | 11 | 12 | 12 | 12 | 12 | 13 | 13 | 13 | 13 | 14 | 14 | 14 | 14 | 15 | 15 | 15 | 15 |
| N | 20 | 20 | 22 | 22 | 22 | 22 | 24 | 24 | 24 | 24 | 26 | 26 | 26 | 26 | 28 | 28 | 28 | 28 | 30 | 30 | 30 | 30 | 32 | 32 | 32 | 32 | 34 | 34 | 34 | 34 |
| KG | 27.5 | 28.1 | 28.7 | 29.3 | 29.9 | 30.5 | 31.1 | 31.7 | 32.3 | 32.9 | 33.5 | 34.1 | 34.7 | 35.3 | 35.9 | 36.5 | 37.1 | 37.7 | 38.3 | 38.9 | 39.5 | 40.1 | 40.7 | 41.3 | 41.9 | 42.5 | 43.1 | 43.7 | 44.3 | 44.9 |



無塵室 Clean Room　皮帶驅動 Belt Drive

## LU 馬達左上折 Motor Left Upper Side

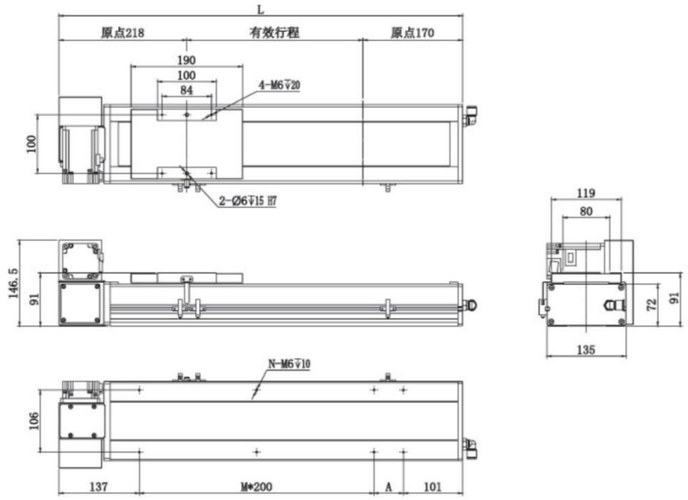


| 有效行程 Stroke | 50 | 100 | 150 | 200 | 250 | 300 | 350 | 400 | 450 | 500 | 550 | 600 | 650 | 700 | 750 | 800 | 850 | 900 | 950 | 1000 | 1050 | 1100 | 1150 | 1200 | 1250 | 1300 | 1350 | 1400 | 1450 | 1500 | 1550 |
|---|---|---|---|---|---|---|---|---|---|---|---|---|---|---|---|---|---|---|---|---|---|---|---|---|---|---|---|---|---|---|---|
| L | 438 | 488 | 538 | 588 | 638 | 688 | 738 | 788 | 838 | 888 | 938 | 988 | 1038 | 1088 | 1138 | 1188 | 1238 | 1288 | 1338 | 1388 | 1438 | 1488 | 1538 | 1588 | 1638 | 1688 | 1738 | 1788 | 1838 | 1888 | 1938 |
| A | 200 | 50 | 100 | 150 | 200 | 50 | 100 | 150 | 200 | 50 | 100 | 150 | 200 | 50 | 100 | 150 | 200 | 50 | 100 | 150 | 200 | 50 | 100 | 150 | 200 | 50 | 100 | 150 | 200 | 50 | 100 |
| M | 0 | 1 | 1 | 1 | 1 | 2 | 2 | 2 | 2 | 3 | 3 | 3 | 3 | 4 | 4 | 4 | 4 | 5 | 5 | 5 | 5 | 6 | 6 | 6 | 6 | 7 | 7 | 7 | 7 | 8 | 8 |
| N | 4 | 6 | 6 | 6 | 6 | 8 | 8 | 8 | 8 | 10 | 10 | 10 | 10 | 12 | 12 | 12 | 12 | 14 | 14 | 14 | 14 | 16 | 16 | 16 | 16 | 18 | 18 | 18 | 18 | 20 | 20 |
| KG | 11.2 | 11.6 | 12 | 12.5 | 13 | 13.5 | 14 | 14.4 | 15 | 15.4 | 16 | 16.4 | 16.9 | 17.4 | 17.9 | 18.4 | 18.9 | 19.4 | 19.9 | 20.3 | 20.9 | 21.5 | 22.1 | 22.7 | 23.3 | 23.9 | 24.5 | 25.1 | 25.7 | 26.3 | 26.9 |

| 有效行程 Stroke | 1600 | 1650 | 1700 | 1750 | 1800 | 1850 | 1900 | 1950 | 2000 | 2050 | 2100 | 2150 | 2200 | 2250 | 2300 | 2350 | 2400 | 2450 | 2500 | 2550 | 2600 | 2650 | 2700 | 2750 | 2800 | 2850 | 2900 | 2950 | 3000 | 3050 |
|---|---|---|---|---|---|---|---|---|---|---|---|---|---|---|---|---|---|---|---|---|---|---|---|---|---|---|---|---|---|---|
| L | 1988 | 2038 | 2088 | 2138 | 2188 | 2238 | 2288 | 2338 | 2388 | 2438 | 2488 | 2538 | 2588 | 2638 | 2688 | 2738 | 2788 | 2838 | 2888 | 2938 | 2988 | 3038 | 3088 | 3138 | 3188 | 3238 | 3288 | 3338 | 3388 | 3438 |
| A | 150 | 200 | 50 | 100 | 150 | 200 | 50 | 100 | 150 | 200 | 50 | 100 | 150 | 200 | 50 | 100 | 150 | 20 | 50 | 100 | 150 | 200 | 50 | 100 | 150 | 200 | 50 | 100 | 150 | 200 |
| M | 8 | 8 | 9 | 9 | 9 | 9 | 10 | 10 | 10 | 10 | 11 | 11 | 11 | 11 | 12 | 12 | 12 | 12 | 13 | 13 | 13 | 13 | 14 | 14 | 14 | 14 | 15 | 15 | 15 | 15 |
| N | 20 | 20 | 22 | 22 | 22 | 22 | 24 | 24 | 24 | 24 | 26 | 26 | 26 | 26 | 28 | 28 | 28 | 28 | 30 | 30 | 30 | 30 | 32 | 32 | 32 | 32 | 34 | 34 | 34 | 34 |
| KG | 27.5 | 28.1 | 28.7 | 29.3 | 29.9 | 30.5 | 31.1 | 31.7 | 32.3 | 32.9 | 33.5 | 34.1 | 34.7 | 35.3 | 35.9 | 36.5 | 37.1 | 37.7 | 38.3 | 38.9 | 39.5 | 40.1 | 40.7 | 41.3 | 41.9 | 42.5 | 43.1 | 43.7 | 44.3 | 44.9 |

## RU 馬達右上折 Motor Right Upper Side

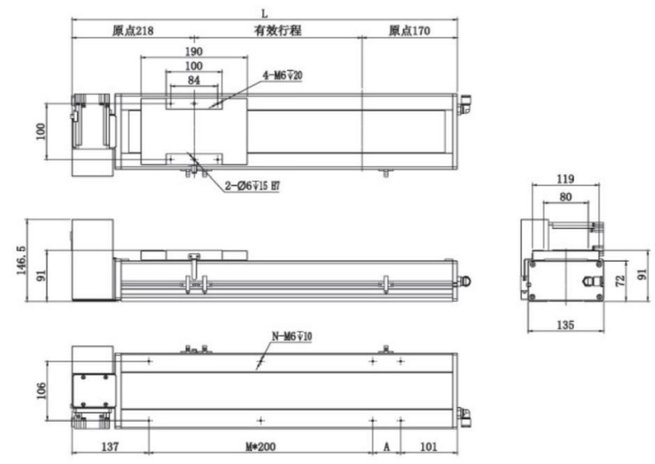


| 有效行程 Stroke | 50 | 100 | 150 | 200 | 250 | 300 | 350 | 400 | 450 | 500 | 550 | 600 | 650 | 700 | 750 | 800 | 850 | 900 | 950 | 1000 | 1050 | 1100 | 1150 | 1200 | 1250 | 1300 | 1350 | 1400 | 1450 | 1500 | 1550 |
|---|---|---|---|---|---|---|---|---|---|---|---|---|---|---|---|---|---|---|---|---|---|---|---|---|---|---|---|---|---|---|---|
| L | 438 | 488 | 538 | 588 | 638 | 688 | 738 | 788 | 838 | 888 | 938 | 988 | 1038 | 1088 | 1138 | 1188 | 1238 | 1288 | 1338 | 1388 | 1438 | 1488 | 1538 | 1588 | 1638 | 1688 | 1738 | 1788 | 1838 | 1888 | 1938 |
| A | 200 | 50 | 100 | 150 | 200 | 50 | 100 | 150 | 200 | 50 | 100 | 150 | 200 | 50 | 100 | 150 | 200 | 50 | 100 | 150 | 200 | 50 | 100 | 150 | 200 | 50 | 100 | 150 | 200 | 50 | 100 |
| M | 0 | 1 | 1 | 1 | 1 | 2 | 2 | 2 | 2 | 3 | 3 | 3 | 3 | 4 | 4 | 4 | 4 | 5 | 5 | 5 | 5 | 6 | 6 | 6 | 6 | 7 | 7 | 7 | 7 | 8 | 8 |
| N | 4 | 6 | 6 | 6 | 6 | 8 | 8 | 8 | 8 | 10 | 10 | 10 | 10 | 12 | 12 | 12 | 12 | 14 | 14 | 14 | 14 | 16 | 16 | 16 | 16 | 18 | 18 | 18 | 18 | 20 | 20 |
| KG | 11.2 | 11.6 | 12 | 12.5 | 13 | 13.5 | 14 | 14.4 | 15 | 15.4 | 16 | 16.4 | 16.9 | 17.4 | 17.9 | 18.4 | 18.9 | 19.4 | 19.9 | 20.3 | 20.9 | 21.5 | 22.1 | 22.7 | 23.3 | 23.9 | 24.5 | 25.1 | 25.7 | 26.3 | 26.9 |

| 有效行程 Stroke | 1600 | 1650 | 1700 | 1750 | 1800 | 1850 | 1900 | 1950 | 2000 | 2050 | 2100 | 2150 | 2200 | 2250 | 2300 | 2350 | 2400 | 2450 | 2500 | 2550 | 2600 | 2650 | 2700 | 2750 | 2800 | 2850 | 2900 | 2950 | 3000 | 3050 |
|---|---|---|---|---|---|---|---|---|---|---|---|---|---|---|---|---|---|---|---|---|---|---|---|---|---|---|---|---|---|---|
| L | 1988 | 2038 | 2088 | 2138 | 2188 | 2238 | 2288 | 2338 | 2388 | 2438 | 2488 | 2538 | 2588 | 2638 | 2688 | 2738 | 2788 | 2838 | 2888 | 2938 | 2988 | 3038 | 3088 | 3138 | 3188 | 3238 | 3288 | 3338 | 3388 | 3438 |
| A | 150 | 200 | 50 | 100 | 150 | 200 | 50 | 100 | 150 | 200 | 50 | 100 | 150 | 200 | 50 | 100 | 150 | 20 | 50 | 100 | 150 | 200 | 50 | 100 | 150 | 200 | 50 | 100 | 150 | 200 |
| M | 8 | 8 | 9 | 9 | 9 | 9 | 10 | 10 | 10 | 10 | 11 | 11 | 11 | 11 | 12 | 12 | 12 | 12 | 13 | 13 | 13 | 13 | 14 | 14 | 14 | 14 | 15 | 15 | 15 | 15 |
| N | 20 | 20 | 22 | 22 | 22 | 22 | 24 | 24 | 24 | 24 | 26 | 26 | 26 | 26 | 28 | 28 | 28 | 28 | 30 | 30 | 30 | 30 | 32 | 32 | 32 | 32 | 34 | 34 | 34 | 34 |
| KG | 27.5 | 28.1 | 28.7 | 29.3 | 29.9 | 30.5 | 31.1 | 31.7 | 32.3 | 32.9 | 33.5 | 34.1 | 34.7 | 35.3 | 35.9 | 36.5 | 37.1 | 37.7 | 38.3 | 38.9 | 39.5 | 40.1 | 40.7 | 41.3 | 41.9 | 42.5 | 43.1 | 43.7 | 44.3 | 44.9 |

## LD 馬達左下折
Motor Left Lower Side

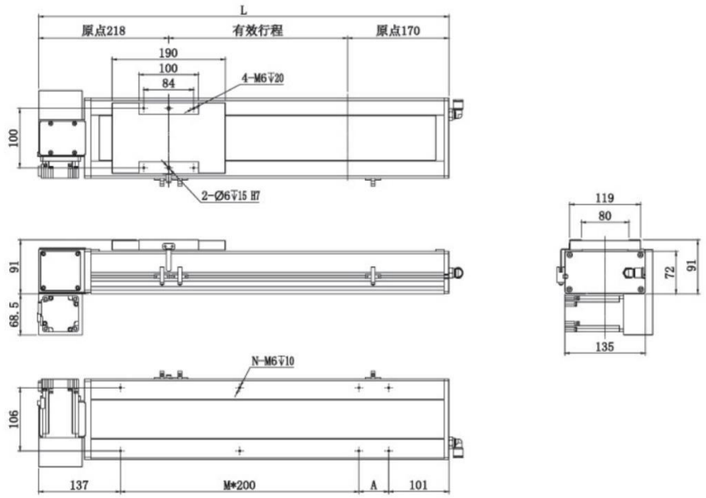


| 有效行程 Stroke | 50 | 100 | 150 | 200 | 250 | 300 | 350 | 400 | 450 | 500 | 550 | 600 | 650 | 700 | 750 | 800 | 850 | 900 | 950 | 1000 | 1050 | 1100 | 1150 | 1200 | 1250 | 1300 | 1350 | 1400 | 1450 | 1500 | 1550 |
|---|---|---|---|---|---|---|---|---|---|---|---|---|---|---|---|---|---|---|---|---|---|---|---|---|---|---|---|---|---|---|---|
| L | 438 | 488 | 538 | 588 | 638 | 688 | 738 | 788 | 838 | 888 | 938 | 988 | 1038 | 1088 | 1138 | 1188 | 1238 | 1288 | 1338 | 1388 | 1438 | 1488 | 1538 | 1588 | 1638 | 1688 | 1738 | 1788 | 1838 | 1888 | 1938 |
| A | 200 | 50 | 100 | 150 | 200 | 50 | 100 | 150 | 200 | 50 | 100 | 150 | 200 | 50 | 100 | 150 | 200 | 50 | 100 | 150 | 200 | 50 | 100 | 150 | 200 | 50 | 100 | 150 | 200 | 50 | 100 |
| M | 0 | 1 | 1 | 1 | 1 | 2 | 2 | 2 | 2 | 3 | 3 | 3 | 3 | 4 | 4 | 4 | 4 | 5 | 5 | 5 | 5 | 6 | 6 | 6 | 6 | 7 | 7 | 7 | 7 | 8 | 8 |
| N | 4 | 6 | 6 | 6 | 6 | 8 | 8 | 8 | 8 | 10 | 10 | 10 | 10 | 12 | 12 | 12 | 12 | 14 | 14 | 14 | 14 | 16 | 16 | 16 | 16 | 18 | 18 | 18 | 18 | 20 | 20 |
| KG | 11.2 | 11.6 | 12 | 12.5 | 13 | 13.5 | 14 | 14.4 | 15 | 15.4 | 16 | 16.4 | 16.9 | 17.4 | 17.9 | 18.4 | 18.9 | 19.4 | 19.9 | 20.3 | 20.9 | 21.5 | 22.1 | 22.7 | 23.3 | 23.9 | 24.5 | 25.1 | 25.7 | 26.3 | 26.9 |

| 有效行程 Stroke | 1600 | 1650 | 1700 | 1750 | 1800 | 1850 | 1900 | 1950 | 2000 | 2050 | 2100 | 2150 | 2200 | 2250 | 2300 | 2350 | 2400 | 2450 | 2500 | 2550 | 2600 | 2650 | 2700 | 2750 | 2800 | 2850 | 2900 | 2950 | 3000 | 3050 |
|---|---|---|---|---|---|---|---|---|---|---|---|---|---|---|---|---|---|---|---|---|---|---|---|---|---|---|---|---|---|---|
| L | 1988 | 2038 | 2088 | 2138 | 2188 | 2238 | 2288 | 2338 | 2388 | 2438 | 2488 | 2538 | 2588 | 2638 | 2688 | 2738 | 2788 | 2838 | 2888 | 2938 | 2988 | 3038 | 3088 | 3138 | 3188 | 3238 | 3288 | 3338 | 3388 | 3438 |
| A | 150 | 200 | 50 | 100 | 150 | 200 | 50 | 100 | 150 | 200 | 50 | 100 | 150 | 200 | 50 | 100 | 150 | 20 | 50 | 100 | 150 | 200 | 50 | 100 | 150 | 200 | 50 | 100 | 150 | 200 |
| M | 8 | 8 | 9 | 9 | 9 | 9 | 10 | 10 | 10 | 10 | 11 | 11 | 11 | 11 | 12 | 12 | 12 | 12 | 13 | 13 | 13 | 13 | 14 | 14 | 14 | 14 | 15 | 15 | 15 | 15 |
| N | 20 | 20 | 22 | 22 | 22 | 22 | 24 | 24 | 24 | 24 | 26 | 26 | 26 | 26 | 28 | 28 | 28 | 28 | 30 | 30 | 30 | 30 | 32 | 32 | 32 | 32 | 34 | 34 | 34 | 34 |
| KG | 27.5 | 28.1 | 28.7 | 29.3 | 29.9 | 30.5 | 31.1 | 31.7 | 32.3 | 32.9 | 33.5 | 34.1 | 34.7 | 35.3 | 35.9 | 36.5 | 37.1 | 37.7 | 38.3 | 38.9 | 39.5 | 40.1 | 40.7 | 41.3 | 41.9 | 42.5 | 43.1 | 43.7 | 44.3 | 44.9 |

## RD 馬達右下折
Motor Right Lower Side

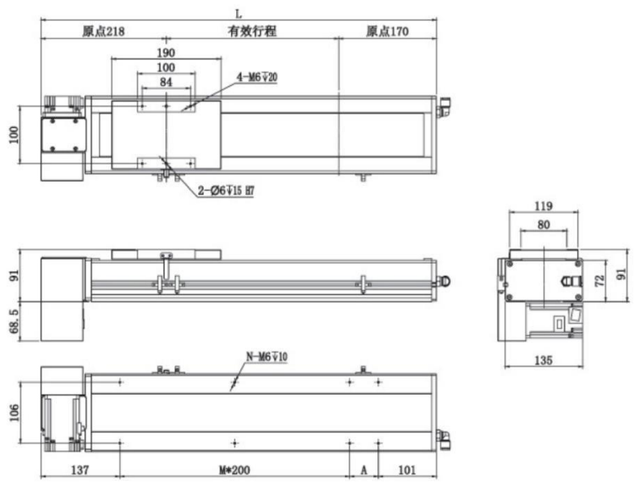


| 有效行程 Stroke | 50 | 100 | 150 | 200 | 250 | 300 | 350 | 400 | 450 | 500 | 550 | 600 | 650 | 700 | 750 | 800 | 850 | 900 | 950 | 1000 | 1050 | 1100 | 1150 | 1200 | 1250 | 1300 | 1350 | 1400 | 1450 | 1500 | 1550 |
|---|---|---|---|---|---|---|---|---|---|---|---|---|---|---|---|---|---|---|---|---|---|---|---|---|---|---|---|---|---|---|---|
| L | 438 | 488 | 538 | 588 | 638 | 688 | 738 | 788 | 838 | 888 | 938 | 988 | 1038 | 1088 | 1138 | 1188 | 1238 | 1288 | 1338 | 1388 | 1438 | 1488 | 1538 | 1588 | 1638 | 1688 | 1738 | 1788 | 1838 | 1888 | 1938 |
| A | 200 | 50 | 100 | 150 | 200 | 50 | 100 | 150 | 200 | 50 | 100 | 150 | 200 | 50 | 100 | 150 | 200 | 50 | 100 | 150 | 200 | 50 | 100 | 150 | 200 | 50 | 100 | 150 | 200 | 50 | 100 |
| M | 0 | 1 | 1 | 1 | 1 | 2 | 2 | 2 | 2 | 3 | 3 | 3 | 3 | 4 | 4 | 4 | 4 | 5 | 5 | 5 | 5 | 6 | 6 | 6 | 6 | 7 | 7 | 7 | 7 | 8 | 8 |
| N | 4 | 6 | 6 | 6 | 6 | 8 | 8 | 8 | 8 | 10 | 10 | 10 | 10 | 12 | 12 | 12 | 12 | 14 | 14 | 14 | 14 | 16 | 16 | 16 | 16 | 18 | 18 | 18 | 18 | 20 | 20 |
| KG | 11.2 | 11.6 | 12 | 12.5 | 13 | 13.5 | 14 | 14.4 | 15 | 15.4 | 16 | 16.4 | 16.9 | 17.4 | 17.9 | 18.4 | 18.9 | 19.4 | 19.9 | 20.3 | 20.9 | 21.5 | 22.1 | 22.7 | 23.3 | 23.9 | 24.5 | 25.1 | 25.7 | 26.3 | 26.9 |

| 有效行程 Stroke | 1600 | 1650 | 1700 | 1750 | 1800 | 1850 | 1900 | 1950 | 2000 | 2050 | 2100 | 2150 | 2200 | 2250 | 2300 | 2350 | 2400 | 2450 | 2500 | 2550 | 2600 | 2650 | 2700 | 2750 | 2800 | 2850 | 2900 | 2950 | 3000 | 3050 |
|---|---|---|---|---|---|---|---|---|---|---|---|---|---|---|---|---|---|---|---|---|---|---|---|---|---|---|---|---|---|---|
| L | 1988 | 2038 | 2088 | 2138 | 2188 | 2238 | 2288 | 2338 | 2388 | 2438 | 2488 | 2538 | 2588 | 2638 | 2688 | 2738 | 2788 | 2838 | 2888 | 2938 | 2988 | 3038 | 3088 | 3138 | 3188 | 3238 | 3288 | 3338 | 3388 | 3438 |
| A | 150 | 200 | 50 | 100 | 150 | 200 | 50 | 100 | 150 | 200 | 50 | 100 | 150 | 200 | 50 | 100 | 150 | 20 | 50 | 100 | 150 | 200 | 50 | 100 | 150 | 200 | 50 | 100 | 150 | 200 |
| M | 8 | 8 | 9 | 9 | 9 | 9 | 10 | 10 | 10 | 10 | 11 | 11 | 11 | 11 | 12 | 12 | 12 | 12 | 13 | 13 | 13 | 13 | 14 | 14 | 14 | 14 | 15 | 15 | 15 | 15 |
| N | 20 | 20 | 22 | 22 | 22 | 22 | 24 | 24 | 24 | 24 | 26 | 26 | 26 | 26 | 28 | 28 | 28 | 28 | 30 | 30 | 30 | 30 | 32 | 32 | 32 | 32 | 34 | 34 | 34 | 34 |
| KG | 27.5 | 28.1 | 28.7 | 29.3 | 29.9 | 30.5 | 31.1 | 31.7 | 32.3 | 32.9 | 33.5 | 34.1 | 34.7 | 35.3 | 35.9 | 36.5 | 37.1 | 37.7 | 38.3 | 38.9 | 39.5 | 40.1 | 40.7 | 41.3 | 41.9 | 42.5 | 43.1 | 43.7 | 44.3 | 44.9 |



MEMO

一般螺杆仕様 AS Series
一般皮帶仕様 AT Series
無塵螺杆仕様 ASC Series
無塵皮帶仕様 ATC Series
DZ模組 DZ Module
歐規皮帶 ET Series

# ATC170–4P 單軸/Single axis

無塵室 Clean Room　皮帶驅動 Belt Drive





此圖僅供參考，出貨規格詳見尺寸圖面
The picture is just for the reference. Please check the the actual dimensions on the drawing.

| 最大行程 Maximum Stroke | 4050mm | 最大速度 Maximum Speed | 2000mm/s | 馬達容量 Motor Output | 400w | 直線滑軌 Linear Guide | 20X15–2支 |
|---|---|---|---|---|---|---|---|

## 型號表示方式 Ordering Method

ATC170–4P – L40 – 500 – LS – M40 – P3

本體型號 Moedel

■導程 Lead

| | |
|---|---|
| 40 | 40mm |

■行程 Stroke

| |
|---|
| 50–3050mm |
| 50間隔 50mm Pitch |

■馬達位置 Motor Position

| | |
|---|---|
| LS | 馬達左方 Motor Left |
| LU | 馬達左上方 Motor Upper Left |
| LD | 馬達左下方 Motor Lower Left |
| RS | 馬達右方 Motor Right |
| RU | 馬達右上方 Motor Upper Right |
| RD | 馬達右下方 Motor Lower Right |

■馬達廠牌 Motor Brand

| | | | |
|---|---|---|---|
| M | 三菱 Mitsubishi | 10 | – |
| P | 松下 Matsushita | 20 | – |
| Y | 安川 Yaskawa | 40 | 400W |
| D | 臺達 Delta | 75 | – |

※若無煞車則不表示.※If No Brake,No Description

■限位傳感器數量 Photoelectric Sensor

| | |
|---|---|
| P1 | 1祇 1PCS |
| P2 | 2祇 2PCS |
| P3 | 3祇 3PCS |

※未標記：無No ※ Mark：No Sensor



無塵室 Clean Room　皮帶驅動 Belt Drive

## 基本仕樣 Specification

| | | | |
|---|---|---|---|
| 規格 Spec | 位置重復精度 Repeatability (mm) | | ±0.04 |
| | 導程 Lead (mm) | | 40 |
| | 最高速度 Maximum Speed (mm/s) | | 2000 |
| | 最大可搬重量 Maximum Payload | 水平使用 Horizontal (kg) | 45 |
| | | 垂直使用 Vertical (kg) | |
| | 定格推力 Rated Thrust (N) | | 204 |
| | 標準行程 Stroke Pitch (mm) | | 500–800mm/50間隔 50 mm Pitch |
| 部品 Parts | AC伺服馬達容量 Maximum Static Torque (N.m.) | | 400 |
| | 皮帶寬度 Belt Width | | 30 |
| | 高剛性直綫滑軌 High Rigidity Linear Guide (mm) | | W20xH15 |
| | 原點感應器 Home Sensor | 外挂 Outside | EE–SX672(NPN) |

※馬達加減速設定0.4秒
Acceleration and deacceleration value is set 0.4 second.

## 感應器接線圖<原點極端點> Sensor Layout

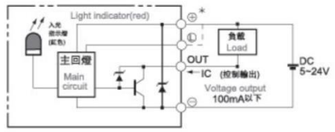


## 容許負載力距表 Allowable Overhang

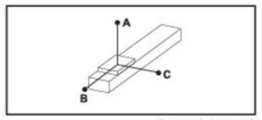


( 單位 Unit : mm)

| 水平安裝 Horizontal Installation | A | B | C |
|---|---|---|---|
| 10kg | 2942 | 1133 | 1033 |
| 20kg | 1430 | 547 | 498 |
| 30kg | 926 | 350 | 320 |
| 45kg | 588 | 219 | 201 |

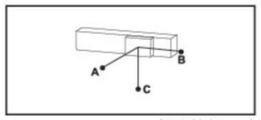


( 單位 Unit : mm)

| 壁挂安裝 Wall Installation | A | B | C |
|---|---|---|---|
| 15kg | 676 | 742 | 1933 |
| 25kg | 390 | 428 | 1127 |
| 35kg | 269 | 294 | 781 |
| 45kg | 201 | 219 | 588 |

## 靜態容許負載慣量 Static Loading Moment

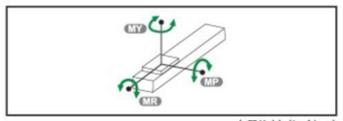


( 單位 Unit : N.m)

| | |
|---|---|
| MY | 1032 |
| MP | 1034 |
| MR | 908 |

※力矩表所表示的數據，代表重心。
The torque value in the chart indicate the center of gravity.

※符合型錄規範的正常使用下,保證壽命爲10000公裏.
Operation life is 10,000 km when the product is using under the specified conditions.

※總長超過1000mm以上,鋼帶有變形風險,避免壁挂使用.
The steel stripe cover may deformed when the actuator length is over 1000mm. Horizontal application is recommend.

※倒吊使用無法套用標準規範,如有需求請洽訊我司業務.
Data information is not for ceiling-mount inverse use.
Contact us for the details if you want to apply ceiling-mount inverse usage.

## 搭配步進馬達一覽表 Options of Stepper Motors

| 廠牌 Brand | 馬達記號 Mark | 煞車有無 Brake | 馬達容量 Watt | 電源電壓 AC–Voltage | 伺服馬達型號 Motor Model | 驅動器型號 Driver Model |
|---|---|---|---|---|---|---|
| 三菱 Mitsubishi | M | 無煞車（水平仕樣） No Brake（Horizontal Type） | 400 | 220 | HG–KR43 | MR–J4–40A |
| 國際 Panasonic | P | 無煞車（水平仕樣） No Brake（Horizontal Type） | 400 | 220 | MHMD042G1U | MBDHT2510 |
| 臺達 Delta | D | 無煞車（水平仕樣） No Brake（Horizontal Type） | 400 | 220 | ECMA–C20604ES | ASD–B20421–B |

一般螺桿仕樣 AS Series
一般皮帶仕樣 AT Series
無塵螺桿仕樣 ASC Series
無塵皮帶仕樣 ATC Series
DZ模組 DZ Module
歐規皮帶 ET Series

# ATC170-4P 單軸/Single axis

無塵室 Clean Room　皮帶驅動 Belt Drive



## LS 馬達左折 Motor Left Side

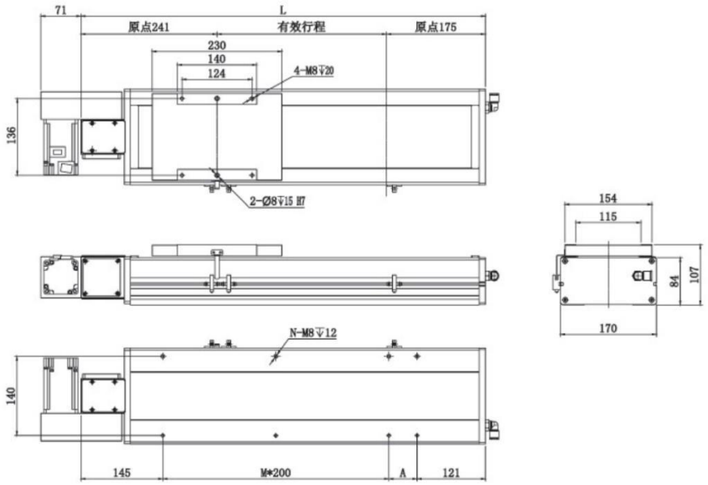


| 有效行程 Stroke | 50 | 100 | 150 | 200 | 250 | 300 | 350 | 400 | 450 | 500 | 550 | 600 | 650 | 700 | 750 | 800 | 850 | 900 | 950 | 1000 | 1050 | 1100 | 1150 | 1200 | 1250 | 1300 | 1350 | 1400 | 1450 | 1500 | 1550 |
|---|---|---|---|---|---|---|---|---|---|---|---|---|---|---|---|---|---|---|---|---|---|---|---|---|---|---|---|---|---|---|---|
| L | 466 | 516 | 566 | 616 | 666 | 716 | 766 | 816 | 866 | 916 | 966 | 1016 | 1066 | 1116 | 1166 | 1216 | 1266 | 1316 | 1366 | 1416 | 1466 | 1516 | 1566 | 1616 | 1666 | 1716 | 1766 | 1816 | 1866 | 1916 | 1966 |
| A | 200 | 50 | 100 | 150 | 200 | 50 | 100 | 150 | 200 | 50 | 100 | 150 | 200 | 50 | 100 | 150 | 200 | 50 | 100 | 150 | 200 | 50 | 100 | 150 | 200 | 50 | 100 | 150 | 200 | 50 | 100 |
| M | 0 | 1 | 1 | 1 | 1 | 2 | 2 | 2 | 2 | 3 | 3 | 3 | 3 | 4 | 4 | 4 | 4 | 5 | 5 | 5 | 5 | 6 | 6 | 6 | 6 | 7 | 7 | 7 | 7 | 8 | 8 |
| N | 4 | 6 | 6 | 6 | 6 | 8 | 8 | 8 | 8 | 10 | 10 | 10 | 10 | 12 | 12 | 12 | 12 | 14 | 14 | 14 | 14 | 16 | 16 | 16 | 16 | 18 | 18 | 18 | 18 | 20 | 20 |
| KG | 13.2 | 15 | 16.8 | 17.6 | 18.4 | 19.1 | 19.9 | 20.7 | 21.5 | 22.2 | 23 | 23.8 | 24.6 | 25.3 | 26.1 | 26.9 | 27.7 | 28.4 | 29.2 | 30 | 30.8 | 31.6 | 32.4 | 33.2 | 34 | 34.8 | 35.6 | 36.4 | 37.2 | 38 | 38.8 |

| 有效行程 Stroke | 1600 | 1650 | 1700 | 1750 | 1800 | 1850 | 1900 | 1950 | 2000 | 2050 | 2100 | 2150 | 2200 | 2250 | 2300 | 2350 | 2400 | 2450 | 2500 | 2550 | 2600 | 2650 | 2700 | 2750 | 2800 | 2850 | 2900 | 2950 | 3000 | 3050 |
|---|---|---|---|---|---|---|---|---|---|---|---|---|---|---|---|---|---|---|---|---|---|---|---|---|---|---|---|---|---|---|
| L | 2016 | 2066 | 2116 | 2166 | 2216 | 2266 | 2316 | 2366 | 2416 | 2466 | 2516 | 2566 | 2616 | 2666 | 2716 | 2766 | 2816 | 2866 | 2916 | 2966 | 3016 | 3066 | 3116 | 3166 | 3216 | 3266 | 3316 | 3366 | 3416 | 3466 |
| A | 150 | 200 | 50 | 100 | 150 | 200 | 50 | 100 | 150 | 200 | 50 | 100 | 150 | 200 | 50 | 100 | 150 | 200 | 50 | 100 | 150 | 200 | 50 | 100 | 150 | 200 | 50 | 100 | 150 | 200 |
| M | 8 | 8 | 9 | 9 | 9 | 9 | 10 | 10 | 10 | 10 | 11 | 11 | 11 | 11 | 12 | 12 | 12 | 12 | 13 | 13 | 13 | 13 | 14 | 14 | 14 | 14 | 15 | 15 | 15 | 15 |
| N | 20 | 20 | 22 | 22 | 22 | 22 | 24 | 24 | 24 | 24 | 26 | 26 | 26 | 26 | 28 | 28 | 28 | 28 | 30 | 30 | 30 | 30 | 32 | 32 | 32 | 32 | 34 | 34 | 34 | 34 |
| KG | 39.6 | 40.4 | 41.2 | 42 | 42.8 | 43.6 | 44.4 | 45.2 | 46 | 46.8 | 47.6 | 48.4 | 49.2 | 50 | 50.8 | 51.6 | 52.4 | 53.2 | 54 | 54.8 | 55.6 | 56.4 | 57.2 | 58 | 58.8 | 59.6 | 60.4 | 61.2 | 62 | 62.8 |

## RS 馬達右折 Motor Right Side

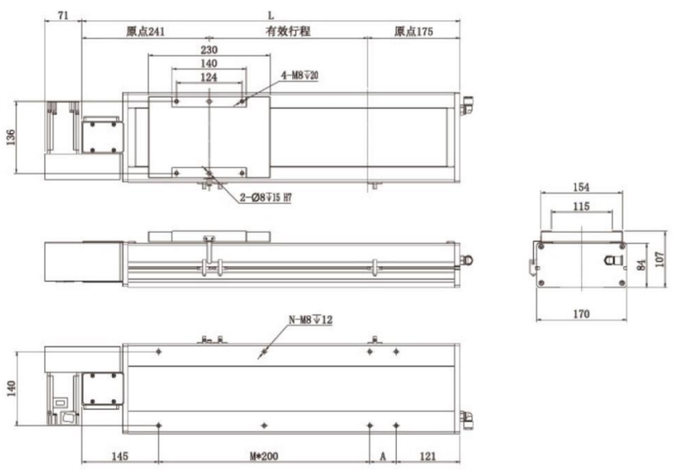


| 有效行程 Stroke | 50 | 100 | 150 | 200 | 250 | 300 | 350 | 400 | 450 | 500 | 550 | 600 | 650 | 700 | 750 | 800 | 850 | 900 | 950 | 1000 | 1050 | 1100 | 1150 | 1200 | 1250 | 1300 | 1350 | 1400 | 1450 | 1500 | 1550 |
|---|---|---|---|---|---|---|---|---|---|---|---|---|---|---|---|---|---|---|---|---|---|---|---|---|---|---|---|---|---|---|---|
| L | 466 | 516 | 566 | 616 | 666 | 716 | 766 | 816 | 866 | 916 | 966 | 1016 | 1066 | 1116 | 1166 | 1216 | 1266 | 1316 | 1366 | 1416 | 1466 | 1516 | 1566 | 1616 | 1666 | 1716 | 1766 | 1816 | 1866 | 1916 | 1966 |
| A | 200 | 50 | 100 | 150 | 200 | 50 | 100 | 150 | 200 | 50 | 100 | 150 | 200 | 50 | 100 | 150 | 200 | 50 | 100 | 150 | 200 | 50 | 100 | 150 | 200 | 50 | 100 | 150 | 200 | 50 | 100 |
| M | 0 | 1 | 1 | 1 | 1 | 2 | 2 | 2 | 2 | 3 | 3 | 3 | 3 | 4 | 4 | 4 | 4 | 5 | 5 | 5 | 5 | 6 | 6 | 6 | 6 | 7 | 7 | 7 | 7 | 8 | 8 |
| N | 4 | 6 | 6 | 6 | 6 | 8 | 8 | 8 | 8 | 10 | 10 | 10 | 10 | 12 | 12 | 12 | 12 | 14 | 14 | 14 | 14 | 16 | 16 | 16 | 16 | 18 | 18 | 18 | 18 | 20 | 20 |
| KG | 13.2 | 15 | 16.8 | 17.6 | 18.4 | 19.1 | 19.9 | 20.7 | 21.5 | 22.2 | 23 | 23.8 | 24.6 | 25.3 | 26.1 | 26.9 | 27.7 | 28.4 | 29.2 | 30 | 30.8 | 31.6 | 32.4 | 33.2 | 34 | 34.8 | 35.6 | 36.4 | 37.2 | 38 | 38.8 |

| 有效行程 Stroke | 1600 | 1650 | 1700 | 1750 | 1800 | 1850 | 1900 | 1950 | 2000 | 2050 | 2100 | 2150 | 2200 | 2250 | 2300 | 2350 | 2400 | 2450 | 2500 | 2550 | 2600 | 2650 | 2700 | 2750 | 2800 | 2850 | 2900 | 2950 | 3000 | 3050 |
|---|---|---|---|---|---|---|---|---|---|---|---|---|---|---|---|---|---|---|---|---|---|---|---|---|---|---|---|---|---|---|
| L | 2016 | 2066 | 2116 | 2166 | 2216 | 2266 | 2316 | 2366 | 2416 | 2466 | 2516 | 2566 | 2616 | 2666 | 2716 | 2766 | 2816 | 2866 | 2916 | 2966 | 3016 | 3066 | 3116 | 3166 | 3216 | 3266 | 3316 | 3366 | 3416 | 3466 |
| A | 150 | 200 | 50 | 100 | 150 | 200 | 50 | 100 | 150 | 200 | 50 | 100 | 150 | 200 | 50 | 100 | 150 | 200 | 50 | 100 | 150 | 200 | 50 | 100 | 150 | 200 | 50 | 100 | 150 | 200 |
| M | 8 | 8 | 9 | 9 | 9 | 9 | 10 | 10 | 10 | 10 | 11 | 11 | 11 | 11 | 12 | 12 | 12 | 12 | 13 | 13 | 13 | 13 | 14 | 14 | 14 | 14 | 15 | 15 | 15 | 15 |
| N | 20 | 20 | 22 | 22 | 22 | 22 | 24 | 24 | 24 | 24 | 26 | 26 | 26 | 26 | 28 | 28 | 28 | 28 | 30 | 30 | 30 | 30 | 32 | 32 | 32 | 32 | 34 | 34 | 34 | 34 |
| KG | 39.6 | 40.4 | 41.2 | 42 | 42.8 | 43.6 | 44.4 | 45.2 | 46 | 46.8 | 47.6 | 48.4 | 49.2 | 50 | 50.8 | 51.6 | 52.4 | 53.2 | 54 | 54.8 | 55.6 | 56.4 | 57.2 | 58 | 58.8 | 59.6 | 60.4 | 61.2 | 62 | 62.8 |



無塵室 Clean Room　皮帶驅動 Belt Drive

## LU 馬達左上折 Motor Left Upper Side

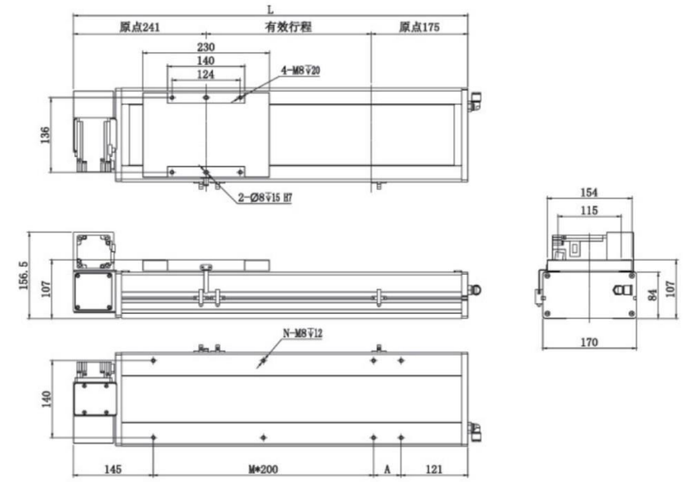


| 有效行程 Stroke | 50 | 100 | 150 | 200 | 250 | 300 | 350 | 400 | 450 | 500 | 550 | 600 | 650 | 700 | 750 | 800 | 850 | 900 | 950 | 1000 | 1050 | 1100 | 1150 | 1200 | 1250 | 1300 | 1350 | 1400 | 1450 | 1500 | 1550 |
|---|---|---|---|---|---|---|---|---|---|---|---|---|---|---|---|---|---|---|---|---|---|---|---|---|---|---|---|---|---|---|---|
| L | 466 | 516 | 566 | 616 | 666 | 716 | 766 | 816 | 866 | 916 | 966 | 1016 | 1066 | 1116 | 1166 | 1216 | 1266 | 1316 | 1366 | 1416 | 1466 | 1516 | 1566 | 1616 | 1666 | 1716 | 1766 | 1816 | 1866 | 1916 | 1966 |
| A | 200 | 50 | 100 | 150 | 200 | 50 | 100 | 150 | 200 | 50 | 100 | 150 | 200 | 50 | 100 | 150 | 200 | 50 | 100 | 150 | 200 | 50 | 100 | 150 | 200 | 50 | 100 | 150 | 200 | 50 | 100 |
| M | 0 | 1 | 1 | 1 | 1 | 2 | 2 | 2 | 2 | 3 | 3 | 3 | 3 | 4 | 4 | 4 | 4 | 5 | 5 | 5 | 5 | 6 | 6 | 6 | 6 | 7 | 7 | 7 | 7 | 8 | 8 |
| N | 4 | 6 | 6 | 6 | 6 | 8 | 8 | 8 | 8 | 10 | 10 | 10 | 10 | 12 | 12 | 12 | 12 | 14 | 14 | 14 | 14 | 16 | 16 | 16 | 16 | 18 | 18 | 18 | 18 | 20 | 20 |
| KG | 13.2 | 15 | 16.8 | 17.6 | 18.4 | 19.1 | 19.9 | 20.7 | 21.5 | 22.2 | 23 | 23.8 | 24.6 | 25.3 | 26.1 | 26.9 | 27.7 | 28.4 | 29.2 | 30 | 30.8 | 31.6 | 32.4 | 33.2 | 34 | 34.8 | 35.6 | 36.4 | 37.2 | 38 | 38.8 |

| 有效行程 Stroke | 1600 | 1650 | 1700 | 1750 | 1800 | 1850 | 1900 | 1950 | 2000 | 2050 | 2100 | 2150 | 2200 | 2250 | 2300 | 2350 | 2400 | 2450 | 2500 | 2550 | 2600 | 2650 | 2700 | 2750 | 2800 | 2850 | 2900 | 2950 | 3000 | 3050 |
|---|---|---|---|---|---|---|---|---|---|---|---|---|---|---|---|---|---|---|---|---|---|---|---|---|---|---|---|---|---|---|
| L | 2016 | 2066 | 2116 | 2166 | 2216 | 2266 | 2316 | 2366 | 2416 | 2466 | 2516 | 2566 | 2616 | 2666 | 2716 | 2766 | 2816 | 2866 | 2916 | 2966 | 3016 | 3066 | 3116 | 3166 | 3216 | 3266 | 3316 | 3366 | 3416 | 3466 |
| A | 150 | 200 | 50 | 100 | 150 | 200 | 50 | 100 | 150 | 200 | 50 | 100 | 150 | 200 | 50 | 100 | 150 | 200 | 50 | 100 | 150 | 200 | 50 | 100 | 150 | 200 | 50 | 100 | 150 | 200 |
| M | 8 | 8 | 9 | 9 | 9 | 9 | 10 | 10 | 10 | 10 | 11 | 11 | 11 | 11 | 12 | 12 | 12 | 12 | 13 | 13 | 13 | 13 | 14 | 14 | 14 | 14 | 15 | 15 | 15 | 15 |
| N | 20 | 20 | 22 | 22 | 22 | 22 | 24 | 24 | 24 | 24 | 26 | 26 | 26 | 26 | 28 | 28 | 28 | 28 | 30 | 30 | 30 | 30 | 32 | 32 | 32 | 32 | 34 | 34 | 34 | 34 |
| KG | 39.6 | 40.4 | 41.2 | 42 | 42.8 | 43.6 | 44.4 | 45.2 | 46 | 46.8 | 47.6 | 48.4 | 49.2 | 50 | 50.8 | 51.6 | 52.4 | 53.2 | 54 | 54.8 | 55.6 | 56.4 | 57.2 | 58 | 58.8 | 59.6 | 60.4 | 61.2 | 62 | 62.8 |

## RU 馬達右上折 Motor Right Upper Side

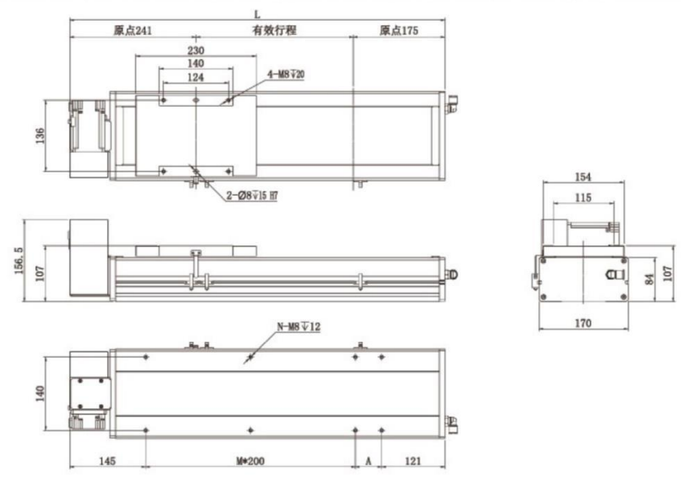


| 有效行程 Stroke | 50 | 100 | 150 | 200 | 250 | 300 | 350 | 400 | 450 | 500 | 550 | 600 | 650 | 700 | 750 | 800 | 850 | 900 | 950 | 1000 | 1050 | 1100 | 1150 | 1200 | 1250 | 1300 | 1350 | 1400 | 1450 | 1500 | 1550 |
|---|---|---|---|---|---|---|---|---|---|---|---|---|---|---|---|---|---|---|---|---|---|---|---|---|---|---|---|---|---|---|---|
| L | 466 | 516 | 566 | 616 | 666 | 716 | 766 | 816 | 866 | 916 | 966 | 1016 | 1066 | 1116 | 1166 | 1216 | 1266 | 1316 | 1366 | 1416 | 1466 | 1516 | 1566 | 1616 | 1666 | 1716 | 1766 | 1816 | 1866 | 1916 | 1966 |
| A | 200 | 50 | 100 | 150 | 200 | 50 | 100 | 150 | 200 | 50 | 100 | 150 | 200 | 50 | 100 | 150 | 200 | 50 | 100 | 150 | 200 | 50 | 100 | 150 | 200 | 50 | 100 | 150 | 200 | 50 | 100 |
| M | 0 | 1 | 1 | 1 | 1 | 2 | 2 | 2 | 2 | 3 | 3 | 3 | 3 | 4 | 4 | 4 | 4 | 5 | 5 | 5 | 5 | 6 | 6 | 6 | 6 | 7 | 7 | 7 | 7 | 8 | 8 |
| N | 4 | 6 | 6 | 6 | 6 | 8 | 8 | 8 | 8 | 10 | 10 | 10 | 10 | 12 | 12 | 12 | 12 | 14 | 14 | 14 | 14 | 16 | 16 | 16 | 16 | 18 | 18 | 18 | 18 | 20 | 20 |
| KG | 13.2 | 15 | 16.8 | 17.6 | 18.4 | 19.1 | 19.9 | 20.7 | 21.5 | 22.2 | 23 | 23.8 | 24.6 | 25.3 | 26.1 | 26.9 | 27.7 | 28.4 | 29.2 | 30 | 30.8 | 31.6 | 32.4 | 33.2 | 34 | 34.8 | 35.6 | 36.4 | 37.2 | 38 | 38.8 |

| 有效行程 Stroke | 1600 | 1650 | 1700 | 1750 | 1800 | 1850 | 1900 | 1950 | 2000 | 2050 | 2100 | 2150 | 2200 | 2250 | 2300 | 2350 | 2400 | 2450 | 2500 | 2550 | 2600 | 2650 | 2700 | 2750 | 2800 | 2850 | 2900 | 2950 | 3000 | 3050 |
|---|---|---|---|---|---|---|---|---|---|---|---|---|---|---|---|---|---|---|---|---|---|---|---|---|---|---|---|---|---|---|
| L | 2016 | 2066 | 2116 | 2166 | 2216 | 2266 | 2316 | 2366 | 2416 | 2466 | 2516 | 2566 | 2616 | 2666 | 2716 | 2766 | 2816 | 2866 | 2916 | 2966 | 3016 | 3066 | 3116 | 3166 | 3216 | 3266 | 3316 | 3366 | 3416 | 3466 |
| A | 150 | 200 | 50 | 100 | 150 | 200 | 50 | 100 | 150 | 200 | 50 | 100 | 150 | 200 | 50 | 100 | 150 | 200 | 50 | 100 | 150 | 200 | 50 | 100 | 150 | 200 | 50 | 100 | 150 | 200 |
| M | 8 | 8 | 9 | 9 | 9 | 9 | 10 | 10 | 10 | 10 | 11 | 11 | 11 | 11 | 12 | 12 | 12 | 12 | 13 | 13 | 13 | 13 | 14 | 14 | 14 | 14 | 15 | 15 | 15 | 15 |
| N | 20 | 20 | 22 | 22 | 22 | 22 | 24 | 24 | 24 | 24 | 26 | 26 | 26 | 26 | 28 | 28 | 28 | 28 | 30 | 30 | 30 | 30 | 32 | 32 | 32 | 32 | 34 | 34 | 34 | 34 |
| KG | 39.6 | 40.4 | 41.2 | 42 | 42.8 | 43.6 | 44.4 | 45.2 | 46 | 46.8 | 47.6 | 48.4 | 49.2 | 50 | 50.8 | 51.6 | 52.4 | 53.2 | 54 | 54.8 | 55.6 | 56.4 | 57.2 | 58 | 58.8 | 59.6 | 60.4 | 61.2 | 62 | 62.8 |

一般螺桿仕樣 AS Series
一般皮帶仕樣 AT Series
無塵螺桿仕樣 ASC Series
無塵皮帶仕樣 ATC Series
DZ模組 DZ Module
歐規皮帶 ET Series

# ATC170-4P 單軸/Single axis

無塵室 Clean Room　皮帶驅動 Belt Drive



## LD 馬達左下折
Motor Left Lower Side

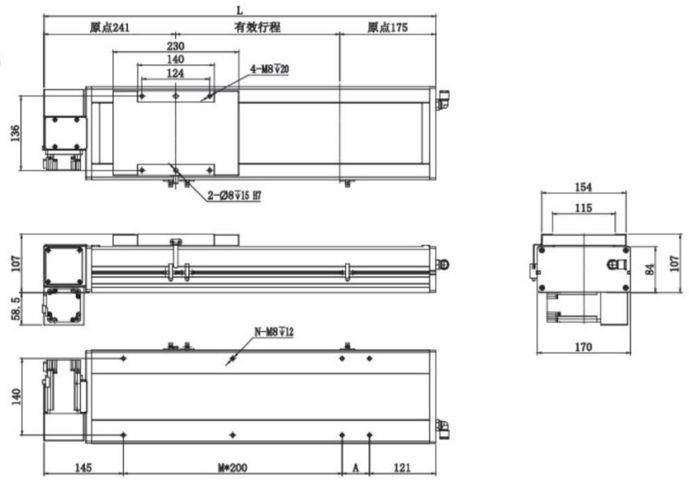


| 有效行程 Stroke | 50 | 100 | 150 | 200 | 250 | 300 | 350 | 400 | 450 | 500 | 550 | 600 | 650 | 700 | 750 | 800 | 850 | 900 | 950 | 1000 | 1050 | 1100 | 1150 | 1200 | 1250 | 1300 | 1350 | 1400 | 1450 | 1500 | 1550 |
|---|---|---|---|---|---|---|---|---|---|---|---|---|---|---|---|---|---|---|---|---|---|---|---|---|---|---|---|---|---|---|---|
| L | 466 | 516 | 566 | 616 | 666 | 716 | 766 | 816 | 866 | 916 | 966 | 1016 | 1066 | 1116 | 1166 | 1216 | 1266 | 1316 | 1366 | 1416 | 1466 | 1516 | 1566 | 1616 | 1666 | 1716 | 1766 | 1816 | 1866 | 1916 | 1966 |
| A | 200 | 50 | 100 | 150 | 200 | 50 | 100 | 150 | 200 | 50 | 100 | 150 | 200 | 50 | 100 | 150 | 200 | 50 | 100 | 150 | 200 | 50 | 100 | 150 | 200 | 50 | 100 | 150 | 200 | 50 | 100 |
| M | 0 | 1 | 1 | 1 | 1 | 2 | 2 | 2 | 2 | 3 | 3 | 3 | 3 | 4 | 4 | 4 | 4 | 5 | 5 | 5 | 5 | 6 | 6 | 6 | 6 | 7 | 7 | 7 | 7 | 8 | 8 |
| N | 4 | 6 | 6 | 6 | 6 | 8 | 8 | 8 | 8 | 10 | 10 | 10 | 10 | 12 | 12 | 12 | 12 | 14 | 14 | 14 | 14 | 16 | 16 | 16 | 16 | 18 | 18 | 18 | 18 | 20 | 20 |
| KG | 13.2 | 15 | 16.8 | 17.6 | 18.4 | 19.1 | 19.9 | 20.7 | 21.5 | 22.2 | 23 | 23.8 | 24.6 | 25.3 | 26.1 | 26.9 | 27.7 | 28.4 | 29.2 | 30 | 30.8 | 31.6 | 32.4 | 33.2 | 34 | 34.8 | 35.6 | 36.4 | 37.2 | 38 | 38.8 |

| 有效行程 Stroke | 1600 | 1650 | 1700 | 1750 | 1800 | 1850 | 1900 | 1950 | 2000 | 2050 | 2100 | 2150 | 2200 | 2250 | 2300 | 2350 | 2400 | 2450 | 2500 | 2550 | 2600 | 2650 | 2700 | 2750 | 2800 | 2850 | 2900 | 2950 | 3000 | 3050 |
|---|---|---|---|---|---|---|---|---|---|---|---|---|---|---|---|---|---|---|---|---|---|---|---|---|---|---|---|---|---|---|
| L | 2016 | 2066 | 2116 | 2166 | 2216 | 2266 | 2316 | 2366 | 2416 | 2466 | 2516 | 2566 | 2616 | 2666 | 2716 | 2766 | 2816 | 2866 | 2916 | 2966 | 3016 | 3066 | 3116 | 3166 | 3216 | 3266 | 3316 | 3366 | 3416 | 3466 |
| A | 150 | 200 | 50 | 100 | 150 | 200 | 50 | 100 | 150 | 200 | 50 | 100 | 150 | 200 | 50 | 100 | 150 | 200 | 50 | 100 | 150 | 200 | 50 | 100 | 150 | 200 | 50 | 100 | 150 | 200 |
| M | 8 | 8 | 9 | 9 | 9 | 9 | 10 | 10 | 10 | 10 | 11 | 11 | 11 | 11 | 12 | 12 | 12 | 12 | 13 | 13 | 13 | 13 | 14 | 14 | 14 | 14 | 15 | 15 | 15 | 15 |
| N | 20 | 20 | 22 | 22 | 22 | 22 | 24 | 24 | 24 | 24 | 26 | 26 | 26 | 26 | 28 | 28 | 28 | 28 | 30 | 30 | 30 | 30 | 32 | 32 | 32 | 32 | 34 | 34 | 34 | 34 |
| KG | 39.6 | 40.4 | 41.2 | 42 | 42.8 | 43.6 | 44.4 | 45.2 | 46 | 46.8 | 47.6 | 48.4 | 49.2 | 50 | 50.8 | 51.6 | 52.4 | 53.2 | 54 | 54.8 | 55.6 | 56.4 | 57.2 | 58 | 58.8 | 59.6 | 60.4 | 61.2 | 62 | 62.8 |

## RD 馬達右下折
Motor Right Lower Side

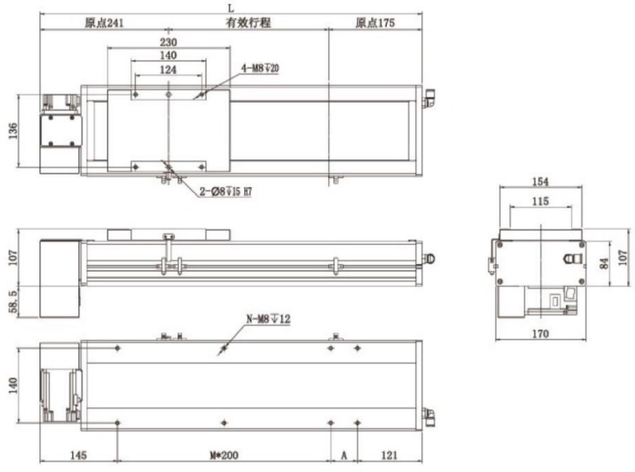


| 有效行程 Stroke | 50 | 100 | 150 | 200 | 250 | 300 | 350 | 400 | 450 | 500 | 550 | 600 | 650 | 700 | 750 | 800 | 850 | 900 | 950 | 1000 | 1050 | 1100 | 1150 | 1200 | 1250 | 1300 | 1350 | 1400 | 1450 | 1500 | 1550 |
|---|---|---|---|---|---|---|---|---|---|---|---|---|---|---|---|---|---|---|---|---|---|---|---|---|---|---|---|---|---|---|---|
| L | 466 | 516 | 566 | 616 | 666 | 716 | 766 | 816 | 866 | 916 | 966 | 1016 | 1066 | 1116 | 1166 | 1216 | 1266 | 1316 | 1366 | 1416 | 1466 | 1516 | 1566 | 1616 | 1666 | 1716 | 1766 | 1816 | 1866 | 1916 | 1966 |
| A | 200 | 50 | 100 | 150 | 200 | 50 | 100 | 150 | 200 | 50 | 100 | 150 | 200 | 50 | 100 | 150 | 200 | 50 | 100 | 150 | 200 | 50 | 100 | 150 | 200 | 50 | 100 | 150 | 200 | 50 | 100 |
| M | 0 | 1 | 1 | 1 | 1 | 2 | 2 | 2 | 2 | 3 | 3 | 3 | 3 | 4 | 4 | 4 | 4 | 5 | 5 | 5 | 5 | 6 | 6 | 6 | 6 | 7 | 7 | 7 | 7 | 8 | 8 |
| N | 4 | 6 | 6 | 6 | 6 | 8 | 8 | 8 | 8 | 10 | 10 | 10 | 10 | 12 | 12 | 12 | 12 | 14 | 14 | 14 | 14 | 16 | 16 | 16 | 16 | 18 | 18 | 18 | 18 | 20 | 20 |
| KG | 13.2 | 15 | 16.8 | 17.6 | 18.4 | 19.1 | 19.9 | 20.7 | 21.5 | 22.2 | 23 | 23.8 | 24.6 | 25.3 | 26.1 | 26.9 | 27.7 | 28.4 | 29.2 | 30 | 30.8 | 31.6 | 32.4 | 33.2 | 34 | 34.8 | 35.6 | 36.4 | 37.2 | 38 | 38.8 |

| 有效行程 Stroke | 1600 | 1650 | 1700 | 1750 | 1800 | 1850 | 1900 | 1950 | 2000 | 2050 | 2100 | 2150 | 2200 | 2250 | 2300 | 2350 | 2400 | 2450 | 2500 | 2550 | 2600 | 2650 | 2700 | 2750 | 2800 | 2850 | 2900 | 2950 | 3000 | 3050 |
|---|---|---|---|---|---|---|---|---|---|---|---|---|---|---|---|---|---|---|---|---|---|---|---|---|---|---|---|---|---|---|
| L | 2016 | 2066 | 2116 | 2166 | 2216 | 2266 | 2316 | 2366 | 2416 | 2466 | 2516 | 2566 | 2616 | 2666 | 2716 | 2766 | 2816 | 2866 | 2916 | 2966 | 3016 | 3066 | 3116 | 3166 | 3216 | 3266 | 3316 | 3366 | 3416 | 3466 |
| A | 150 | 200 | 50 | 100 | 150 | 200 | 50 | 100 | 150 | 200 | 50 | 100 | 150 | 200 | 50 | 100 | 150 | 200 | 50 | 100 | 150 | 200 | 50 | 100 | 150 | 200 | 50 | 100 | 150 | 200 |
| M | 8 | 8 | 9 | 9 | 9 | 9 | 10 | 10 | 10 | 10 | 11 | 11 | 11 | 11 | 12 | 12 | 12 | 12 | 13 | 13 | 13 | 13 | 14 | 14 | 14 | 14 | 15 | 15 | 15 | 15 |
| N | 20 | 20 | 22 | 22 | 22 | 22 | 24 | 24 | 24 | 24 | 26 | 26 | 26 | 26 | 28 | 28 | 28 | 28 | 30 | 30 | 30 | 30 | 32 | 32 | 32 | 32 | 34 | 34 | 34 | 34 |
| KG | 39.6 | 40.4 | 41.2 | 42 | 42.8 | 43.6 | 44.4 | 45.2 | 46 | 46.8 | 47.6 | 48.4 | 49.2 | 50 | 50.8 | 51.6 | 52.4 | 53.2 | 54 | 54.8 | 55.6 | 56.4 | 57.2 | 58 | 58.8 | 59.6 | 60.4 | 61.2 | 62 | 62.8 |



滑台系列

# DZ Series

## DZ模組



CONTENTS

# DZ50 單軸/Single axis





此圖僅供參考，出貨規格詳見尺寸圖面
The picture is just for the reference. Please check the the actual dimensions on the drawing.

| 最大行程 Maximum Stroke | 800mm | 最大速度 Maximum Speed | 500mm/s | 馬達容量 Motor Output | 100w | 滚珠螺杆 Ball Screw | Ø 12mm |
|---|---|---|---|---|---|---|---|

## 型號表示方式 Ordering Method

DZ50 - L5 -100 - MS - M10 - P3

本體型號 Model

行程 Stroke
- 50-800mm
- 50間隔 50mm Pitch

螺杆道程 Screw path

| | |
|---|---|
| 05 | 5mm |
| 10 | 10mm |
| 20 | 20mm |

馬達位置 Motor position

| | |
|---|---|
| MS | 馬達直連 Motor Hidden in |
| MD | 馬達下折 Motor folding |
| ML | 馬達左折 Motor left fold |
| MR | 馬達右折 Motor right fold |

馬達廠牌、功率 Motor brand、power output

| | | | |
|---|---|---|---|
| M | 三菱 mitsubishi | 10 | 100W |
| P | 松下 Panasonic | 20 | - |
| Y | 安川 Yaskawa | 40 | - |
| D | 臺達 Delta | 75 | - |

若無剎車則不表示
If no brake, no description.

限位传感器数量 Photoelectric Sensor

| | |
|---|---|
| | 外挂型 Out side |
| P1 | 1只 1PCS |
| P2 | 2只 2PCS |
| P3 | 3只 3PCS |



## 基本仕様 Specification

| | | | | | |
|---|---|---|---|---|---|
| 規格 Spec | 位置重復精度 Repeatability | | mm | ±0.01 | |
| | 螺杆導程 Ball screw lead | | mm | 5 | 10 | 20 |
| | 最高速度 Maximum speed | | mm/s | 250 | 500 | 1000 |
| | 最大可搬重量 Maximum payload | 水平使用 Horizontal | kg | 30 | 15 | 10 |
| | | 垂直使用 Vertical | kg | 10 | 5 | 2.5 |
| | 定格推力 Rated thrust | | N | 341 | 170 | 85 |
| | 標準行程 Stroke pitch | | mm | 50~800mm/50間隔 | |
| 部品 Sarts | AC伺服馬達容量 AC Servo motor output | | W | 100 | |
| | 滚珠螺杆外徑 Ball screw ø | | mm | C7 Ø12 | |
| | 連軸器 Coupling | | mm | 7×8 | |
| | 原點感應器 Home sensor | 外挂 Outside | | EE-SX674(NPN) | |

※ 行程超過600時，會產生螺杆偏擺，此時請將速度調降。
When the stroke is over 600mm, the run-out of the ballscrew will occur.we recommend to low down the working speed under this circumstances.

※ 馬達加減設定0.2秒。
Acceleration and deacceleration value is set 0.2 second.

## 感應器接綫圖 Sensor layout

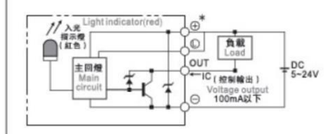


## 容許負載力距表 Allowable overhang

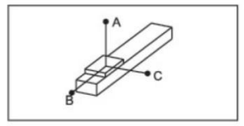


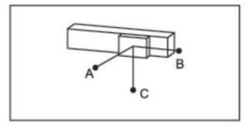


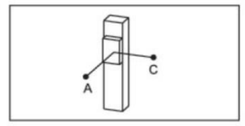


（單位 Unit:mm）

| 水平安裝 Horizontal Installation | | A | B | C |
|---|---|---|---|---|
| 導程5 Lead | 10kg | 650 | 75 | 100 |
| | 20kg | 440 | 32 | 45 |
| | 30kg | 270 | 19 | 25 |
| 導程10 Lead | 5kg | 600 | 145 | 185 |
| | 10kg | 370 | 70 | 85 |
| | 15kg | 250 | 42 | 52 |
| 導程20 Lead | 5kg | 320 | 120 | 130 |
| | 8kg | 220 | 70 | 80 |
| | 10kg | 175 | 55 | 60 |

（單位 Unit:mm）

| 壁挂安裝 Wall Instaqllation | | A | B | C |
|---|---|---|---|---|
| 導程5 Lead | 10kg | 100 | 75 | 650 |
| | 20kg | 45 | 32 | 420 |
| | 30kg | 25 | 19 | 260 |
| 導程10 Lead | 5kg | 180 | 145 | 600 |
| | 10kg | 85 | 68 | 370 |
| | 15kg | 52 | 42 | 250 |
| 導程20 Lead | 5kg | 130 | 120 | 320 |
| | 8kg | 75 | 70 | 220 |
| | 10kg | 60 | 55 | 170 |

（單位 Unit:mm）

| 垂直安裝 Vertical Installation | | A | C |
|---|---|---|---|
| 導程5 Lead | 6kg | 145 | 145 |
| | 8kg | 110 | 110 |
| | 10kg | 90 | 90 |
| 導程10 Lead | 1kg | 800 | 800 |
| | 3kg | 260 | 260 |
| | 5kg | 155 | 155 |
| 導程20 Lead | 1kg | 600 | 600 |
| | 2kg | 300 | 300 |
| | 2.5kg | 250 | 250 |

## 静態容許負載慣量 Static loading moment

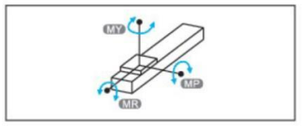


（單位 Unit:N.m）

| | |
|---|---|
| MY | 103 |
| MP | 103 |
| MR | 144 |

※力矩表所表示的數據，代表重心。
The torque value in the chart indicate the center of gravity.
※符合型錄規範的正常使用下,保證壽命爲10000公裏.
Operation life is 10,000 km when the product is using under the specified conditions.
※倒吊使用無法套用標準規範,如有需求請洽訊我司業務.
Data information is not for ceiling-mount inverse use. Contact us for the details if you want to apply ceiling-mount inverse usage.

## 搭配伺服馬達一覽表 Suitable motor brand

| 廠牌 Brand | 馬達記號 Mark | 剎車有無 Brake | 馬達容量 Watt | 電源電壓 AC-Voltage | 伺服馬達型號 Motor model | 驅動器型號 Driver model |
|---|---|---|---|---|---|---|
| 三菱 Mitsubishi | M | 無剎車（水平仕様）No brake(Horizontal type) | 100 | 220 | HG-KR13 | MR-J4-10A |
| | | 有剎車（垂直仕様）With brake(Vertical type) | 100 | 220 | HG-KR13B | MR-J4-10A |
| 國際 Panasonic | P | 無剎車（水平仕様）No brake(Horizontal type) | 100 | 220 | MSMD012G1U | MADHT1505 |
| | | 有剎車（垂直仕様）With brake(Vertical type) | 100 | 220 | MSMD012G1V | MADHT1505 |
| 臺達 Delta | D | 無剎車（水平仕様）No brake(Horizontal type) | 100 | 220 | ECMA-C20404ES | ASD-B20121-B |
| | | 有剎車（垂直仕様）With brake(Vertical type) | 100 | 220 | ECMA-C20404FS | ASD-B20121-B |

一般螺杆仕様 AS Series
一般皮帶仕様 AT Series
無塵螺杆仕様 ASC Series
無塵/皮帶仕様 ATC Series
DZ模組 DZ Module
歐規皮帶 ET Series

## MS 馬達直聯
Motor Position

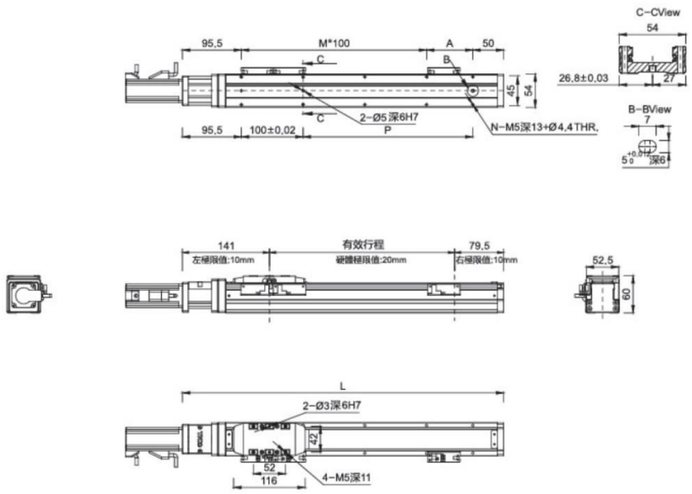


（單位 Unit:mm）

| 有效行程 Stroke | 50 | 100 | 150 | 200 | 250 | 300 | 350 | 400 | 450 | 500 | 550 | 600 | 650 | 700 | 750 | 800 |
|---|---|---|---|---|---|---|---|---|---|---|---|---|---|---|---|---|
| L | 270.5 | 320.5 | 370.5 | 420.5 | 470.5 | 520.5 | 570.5 | 620.5 | 670.5 | 720.5 | 770.5 | 820.5 | 870.5 | 920.5 | 970.5 | 1020.5 |
| A | 25 | 75 | 25 | 75 | 25 | 75 | 25 | 75 | 25 | 75 | 25 | 75 | 25 | 75 | 25 | 75 |
| M | 1 | 1 | 2 | 2 | 3 | 3 | 4 | 4 | 5 | 5 | 6 | 6 | 7 | 7 | 8 | 8 |
| N | 6 | 6 | 8 | 8 | 10 | 10 | 12 | 12 | 14 | 14 | 16 | 16 | 18 | 18 | 20 | 20 |
| P | 25 | 75 | 125 | 175 | 225 | 275 | 325 | 375 | 425 | 475 | 525 | 575 | 625 | 675 | 725 | 775 |
| KG | 2.23 | 2.42 | 2.62 | 2.82 | 3.01 | 3.21 | 3.41 | 3.6 | 3.8 | 4 | 4.19 | 4.39 | 4.59 | 4.78 | 4.98 | 5.18 |

## MD 馬達下折
Motor Bottom Side

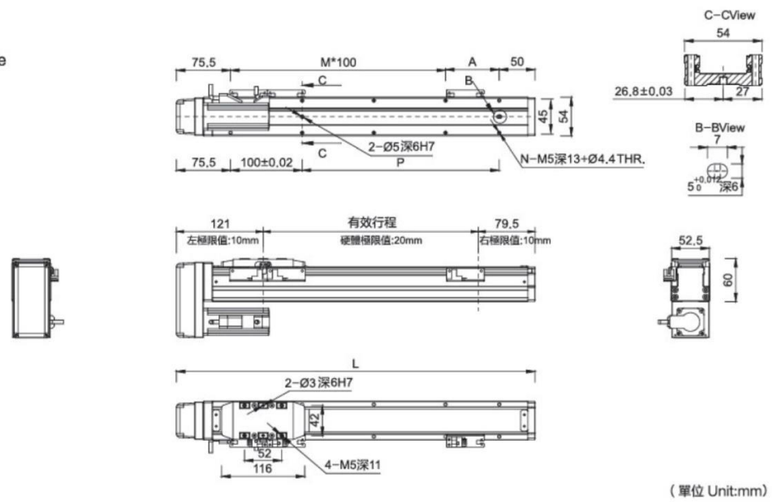


（單位 Unit:mm）

| 有效行程 Stroke | 50 | 100 | 150 | 200 | 250 | 300 | 350 | 400 | 450 | 500 | 550 | 600 | 650 | 700 | 750 | 800 |
|---|---|---|---|---|---|---|---|---|---|---|---|---|---|---|---|---|
| L | 250.5 | 300.5 | 350.5 | 400.5 | 450.5 | 500.5 | 550.5 | 600.5 | 650.5 | 700.5 | 750.5 | 800.5 | 850.5 | 900.5 | 950.5 | 1000.5 |
| A | 25 | 75 | 25 | 75 | 25 | 75 | 25 | 75 | 25 | 75 | 25 | 75 | 25 | 75 | 25 | 75 |
| M | 0 | 0 | 1 | 1 | 2 | 2 | 3 | 3 | 4 | 4 | 5 | 5 | 6 | 6 | 7 | 7 |
| N | 4 | 4 | 6 | 6 | 8 | 8 | 10 | 10 | 12 | 12 | 14 | 14 | 16 | 16 | 18 | 18 |
| P | 25 | 75 | 125 | 175 | 225 | 275 | 325 | 375 | 425 | 475 | 525 | 575 | 625 | 675 | 725 | 775 |
| KG | 2.4 | 2.59 | 2.79 | 2.99 | 3.18 | 3.38 | 3.58 | 3.77 | 3.97 | 4.17 | 4.36 | 4.56 | 4.76 | 4.95 | 5.15 | 5.35 |



## ML 馬達左折
Motor Left Side

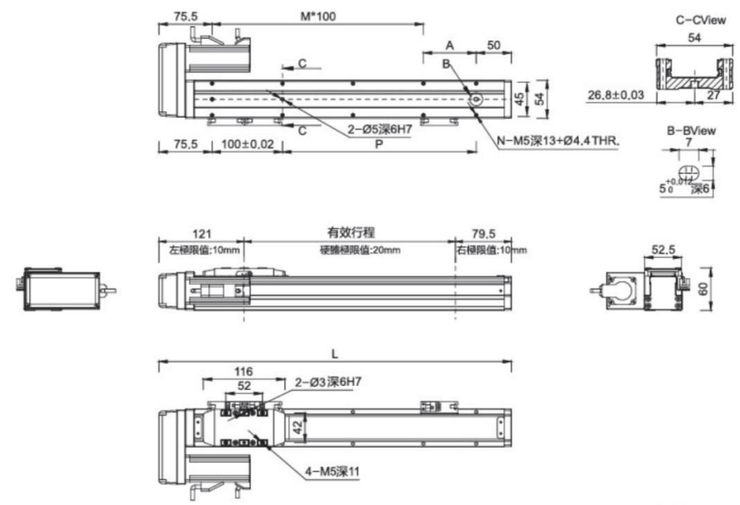


（單位 Unit:mm）

| 有效行程 Stroke | 50 | 100 | 150 | 200 | 250 | 300 | 350 | 400 | 450 | 500 | 550 | 600 | 650 | 700 | 750 | 800 |
|---|---|---|---|---|---|---|---|---|---|---|---|---|---|---|---|---|
| L | 250.5 | 300.5 | 350.5 | 400.5 | 450.5 | 500.5 | 550.5 | 600.5 | 650.5 | 700.5 | 750.5 | 800.5 | 850.5 | 900.5 | 950.5 | 1000.5 |
| A | 25 | 75 | 25 | 75 | 25 | 75 | 25 | 75 | 25 | 75 | 25 | 75 | 25 | 75 | 25 | 75 |
| M | 1 | 1 | 2 | 2 | 3 | 3 | 4 | 4 | 5 | 5 | 6 | 6 | 7 | 7 | 8 | 8 |
| N | 6 | 6 | 8 | 8 | 10 | 10 | 12 | 12 | 14 | 14 | 16 | 16 | 18 | 18 | 20 | 20 |
| P | 25 | 75 | 125 | 175 | 225 | 275 | 325 | 375 | 425 | 475 | 525 | 575 | 625 | 675 | 725 | 775 |
| KG | 2.4 | 2.59 | 2.79 | 2.99 | 3.18 | 3.38 | 3.58 | 3.77 | 3.97 | 4.17 | 4.36 | 4.56 | 4.76 | 4.95 | 5.15 | 5.35 |

## MR 馬達右折
Motor Right Side

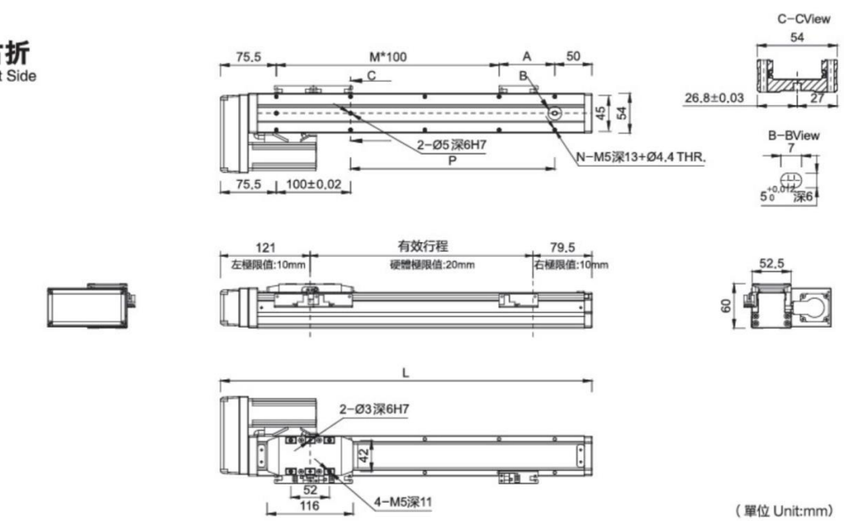


（單位 Unit:mm）

| 有效行程 Stroke | 50 | 100 | 150 | 200 | 250 | 300 | 350 | 400 | 450 | 500 | 550 | 600 | 650 | 700 | 750 | 800 |
|---|---|---|---|---|---|---|---|---|---|---|---|---|---|---|---|---|
| L | 250.5 | 300.5 | 350.5 | 400.5 | 450.5 | 500.5 | 550.5 | 600.5 | 650.5 | 700.5 | 750.5 | 800.5 | 850.5 | 900.5 | 950.5 | 1000.5 |
| A | 25 | 75 | 25 | 75 | 25 | 75 | 25 | 75 | 25 | 75 | 25 | 75 | 25 | 75 | 25 | 75 |
| M | 1 | 1 | 2 | 2 | 3 | 3 | 4 | 4 | 5 | 5 | 6 | 6 | 7 | 7 | 8 | 8 |
| N | 6 | 6 | 8 | 8 | 10 | 10 | 12 | 12 | 14 | 14 | 16 | 16 | 18 | 18 | 20 | 20 |
| P | 25 | 75 | 125 | 175 | 225 | 275 | 325 | 375 | 425 | 475 | 525 | 575 | 625 | 675 | 725 | 775 |
| KG | 2.4 | 2.59 | 2.79 | 2.99 | 3.18 | 3.38 | 3.59 | 3.77 | 3.97 | 4.17 | 4.36 | 4.56 | 4.76 | 4.95 | 5.15 | 5.35 |

# DZ80 單軸/Single axis





此圖僅供參考，出貨規格詳見尺寸圖面
The picture is just for the reference. Please check the the actual dimensions on the drawing.

| 最大行程 Maximum Stroke | 1050mm | 最大速度 Maximum Speed | 1000mm/s | 馬達容量 Motor Output | 200w | 滾珠螺杆 Ball Screw | Ø 16mm |
|---|---|---|---|---|---|---|---|

## 型號表示方式 Ordering Method

**DZ80 - L10 - 100 - MS - M20 - P3**

本體型號 Model

行程 Stroke
- 50–1050mm
- 50間隔 50mm Pitch

螺杆道程 Screw path

| | |
|---|---|
| 05 | 5mm |
| 10 | 10mm |
| 20 | 20mm |

馬達位置 Motor position

| | |
|---|---|
| MS | 馬達直連 Motor Hidden in |
| MD | 馬達下折 Motor folding |
| ML | 馬達左折 Motor left fold |
| MR | 馬達右折 Motor right fold |

馬達廠牌、功率 Motor brand、power output

| | | | |
|---|---|---|---|
| M | 三菱 mitsubishi | 10 | 200W |
| P | 松下 Panasonic | 20 | – |
| Y | 安川 Yaskawa | 40 | – |
| D | 臺達 Delta | 75 | – |

若無剎車則不表示
If no brake, no description.

限位传感器数量 Home sensor

| | |
|---|---|
| 外挂型 Out side | |
| P1 | 1只 1PCS |
| P2 | 2只 2PCS |
| P3 | 3只 3PCS |



## 基本仕様 Specification

| | | | | | | |
|---|---|---|---|---|---|---|
| 規格 Spec | 馬達功率 Motor power | | | 200W/400W | | |
| | 位置重復精度 Repeatability | | mm | ±0.01 | | |
| | 螺杆導程 Ball screw lead | | mm | 5 | 10 | 20 |
| | 最高速度 Maximum speed | | mm/ | 250 | 500 | 1000 |
| | 最大可搬重量 Maximum payload | 水平使用 Horizontal | s | 50 | 30 | 18 |
| | | 垂直使用 Vertical | kg | 15 | 8 | 3 |
| | 定格推力 Rated thrust | | kg | 683/1388 | 341/694 | 174/347 |
| | 標準行程 Stroke pitch | | N | 50~1050mm/50間隔 | | |
| 部品 Sarts | AC伺服馬達容量 AC Servo motor output | | mm | 200/400 | | |
| | 滾珠螺杆外徑 Ball screw ø | | W | C7 Ø16 | | |
| | 連軸器 Coupling | | mm | 10×11(14)/10×14 | | |
| | 原點感應器 Home sensor | 外挂 Outside | mm | EE-SX674(NPN) | | |

+ 行程超過750時，會產生螺杆偏擺，此時請將速度調降。
When the stroke is over 750mm, the run-out of the ballscrew will occur.we recommend to low down the working speed under this circumstances.

+ 馬達加減設定0.2秒。
Acceleration and deacceleration value is set 0.2 second.

+ 注1：使用Panasonic200馬達時，馬達軸心爲Ø11;其它厂商，馬達軸心爲Ø14。
Motor(200W)Shaft Diameter:Panasonic:Ø11mm;Other:Ø14mm.

## 感應器接綫圖 Sensor layout

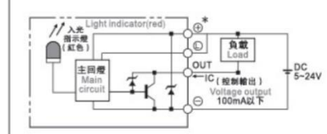


## 容許負載力距表 Allowable overhang

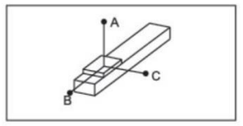


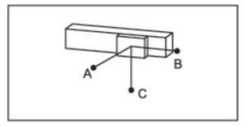


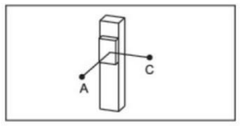


## 靜態容許負載慣量 Static loading moment

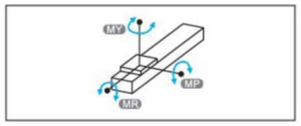


（單位 Unit:mm）

| 馬達功率 Motor power | | 200W/400W | | |
|---|---|---|---|---|
| 水平安裝 Horizontal installation | | A | B | C |
| 導程5 Lead | 20kg | 1560/1560 | 153/153 | 237/237 |
| | 35kg | 890/890 | 81/81 | 126/126 |
| | 50kg | 550/550 | 53/53 | 82/82 |
| 導程10 Lead | 10kg | 1730/1730 | 286/286 | 412/412 |
| | 20kg | 839/839 | 136/136 | 196/196 |
| | 30kg | 541/541 | 86/86 | 124/124 |
| 導程20 Lead | 6kg | 1213/1213 | 403/403 | 493/493 |
| | 9kg | 800/800 | 263/263 | 323/323 |
| | 18kg | 592/592 | 194/194 | 238/238 |

（單位 Unit:mm）

| 馬達功率 Motor power | | 200W/400W | | |
|---|---|---|---|---|
| 壁挂安裝 Wall installation | | A | B | C |
| 導程5 Lead | 20kg | 214/214 | 153/153 | 1435/1435 |
| | 35kg | 113/113 | 81/81 | 845/845 |
| | 50kg | 74/74 | 53/53 | 506/506 |
| 導程10 Lead | 10kg | 370/370 | 286/286 | 1400/1400 |
| | 20kg | 176/176 | 136/136 | 800/800 |
| | 30kg | 112/112 | 86/86 | 495/495 |
| 導程20 Lead | 6kg | 444/444 | 403/403 | 760/760 |
| | 9kg | 292/292 | 263/263 | 277/277 |
| | 18kg | 214/214 | 194/194 | 544/544 |

（單位 Unit:mm）

| 馬達功率 Motor power | | 200W/400W | | |
|---|---|---|---|---|
| 垂直安裝 Vertical installation | | A | C | |
| 導程5 Lead | 10kg | 331/331 | 331/331 | |
| | 15kg | 220/220 | 220/220 | |
| | – | – | – | |
| 導程10 Lead | 5kg | 589/589 | 589/589 | |
| | 8kg | 368/368 | 368/368 | |
| | – | – | – | |
| 導程20 Lead | 3kg | 935/935 | 935/935 | |
| | – | – | – | |
| | – | – | – | |

（單位 Unit:N.m）

| 馬達功率 Motor power | 200W/400W |
|---|---|
| MY | 318/318 |
| MP | 318/318 |
| MR | 626/626 |

※力矩表所表示的數據，代表重心。
The torque value in the chart indicate the center of gravity.

※符合型錄規範的正常使用下,保證壽命爲10000公裏.
Operation life is 10,000 km when the product is using under the specified conditions.

※倒吊使用無法套用標準規範,如有需求請洽詢我司業務.
Data information is not for ceiling-mount inverse use. Contact us for the details if you want to apply ceiling-mount inverse usage.

## 搭配伺服馬達一覽表 Suitable motor brand

| 廠牌 Brand | 馬達記號 Mark | 剎車有無 Brake | 馬達容量 Watt | 電源電壓 AC-Voltage | 伺服馬達型號 Motor model | 驅動器型號 Driver model |
|---|---|---|---|---|---|---|
| 三菱 Mitsubishi | M | 無剎車（水平仕樣） No brake(Horizontal type) | 200/400 | 220 | HG-KR23/HG-KR43 | MR-J4-20A/MR-J4-40A |
| | | 有剎車（垂直仕樣） With brake(Vertical type) | 200/400 | 220 | HG-KR23B/HG-KR43B | MR-J4-20A/MR-J4-40A |
| 國際 Panasonic | P | 無剎車（水平仕樣） No brake(Horizontal type) | 200/400 | 220 | MHMD022G1U/ MHMD042G1U | MADHT1507/MBDHT2510 |
| | | 有剎車（垂直仕樣） With brake(Vertical type) | 200/400 | 220 | MHMD022G1V/ MHMD042G1V | MADHT1507/MBDHT2510 |
| 臺達 Delta | D | 無剎車（水平仕樣） No brake(Horizontal type) | 200/400 | 220 | ECMA-C20602ES/ECMA-C20604ES | ASD-B20221-B/ASD-B20421-B |
| | | 有剎車（垂直仕樣） With brake(Vertical type) | 200/400 | 220 | ECMA-C20602FS/ECMA-C20604FS | ASD-B20221-B/ASD-B20421-B |

## MS 馬達直聯
Motor Position

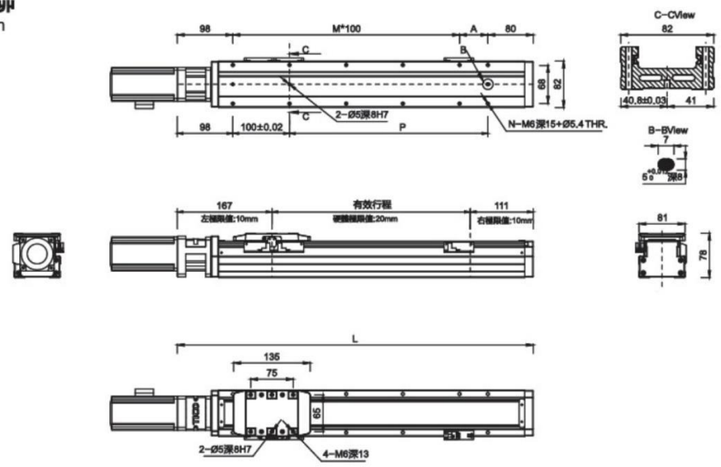


（單位 Unit:mm）

| 有效行程 Stroke | 50 | 100 | 150 | 200 | 250 | 300 | 350 | 400 | 450 | 500 | 550 | 600 | 650 | 700 | 750 | 800 | 850 | 900 | 950 | 1000 | 1050 |
|---|---|---|---|---|---|---|---|---|---|---|---|---|---|---|---|---|---|---|---|---|---|
| L | 328 | 378 | 428 | 478 | 528 | 578 | 628 | 678 | 728 | 778 | 828 | 878 | 928 | 978 | 1028 | 1078 | 1128 | 1178 | 1228 | 1278 | 1328 |
| A | 50 | 100 | 50 | 100 | 50 | 100 | 50 | 100 | 50 | 100 | 50 | 100 | 50 | 100 | 50 | 100 | 50 | 100 | 50 | 100 | 50 |
| M | 1 | 1 | 2 | 2 | 3 | 3 | 4 | 4 | 5 | 5 | 6 | 6 | 7 | 7 | 8 | 8 | 9 | 9 | 10 | 10 | 11 |
| N | 6 | 6 | 8 | 8 | 10 | 10 | 12 | 12 | 14 | 14 | 16 | 16 | 18 | 18 | 20 | 20 | 22 | 22 | 24 | 24 | 26 |
| P | 50 | 100 | 150 | 200 | 250 | 300 | 350 | 400 | 450 | 500 | 550 | 600 | 650 | 700 | 750 | 800 | 850 | 900 | 950 | 1000 | 1050 |
| KG | 3.95 | 4.3 | 4.65 | 5 | 5.35 | 5.7 | 6.05 | 6.4 | 6.75 | 7.1 | 7.45 | 7.8 | 8.15 | 8.5 | 8.85 | 9.2 | 9.55 | 9.9 | 10.25 | 10.6 | 10.95 |

## MD 馬達下折
Motor Bottom Side

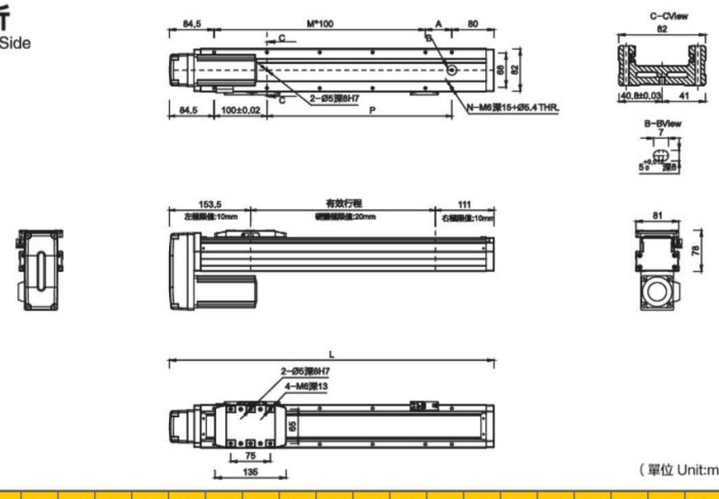


（單位 Unit:mm）

| 有效行程 Stroke | 50 | 100 | 150 | 200 | 250 | 300 | 350 | 400 | 450 | 500 | 550 | 600 | 650 | 700 | 750 | 800 | 850 | 900 | 950 | 1000 | 1050 |
|---|---|---|---|---|---|---|---|---|---|---|---|---|---|---|---|---|---|---|---|---|---|
| L | 314.5 | 364.5 | 414.5 | 464.5 | 514.5 | 564.5 | 614.5 | 664.5 | 714.5 | 764.5 | 814.5 | 864.5 | 914.5 | 964.5 | 1014.5 | 1064.5 | 1114.5 | 1164.5 | 1214.5 | 1264.5 | 1314.5 |
| A | 50 | 100 | 50 | 100 | 50 | 100 | 50 | 100 | 50 | 100 | 50 | 100 | 50 | 100 | 50 | 100 | 50 | 100 | 50 | 100 | 50 |
| M | 0 | 0 | 1 | 1 | 2 | 2 | 3 | 3 | 4 | 4 | 5 | 5 | 6 | 6 | 7 | 7 | 8 | 8 | 9 | 9 | 10 |
| N | 4 | 4 | 6 | 6 | 8 | 8 | 10 | 10 | 12 | 12 | 14 | 14 | 16 | 16 | 18 | 18 | 20 | 20 | 22 | 22 | 24 |
| P | 50 | 100 | 150 | 200 | 250 | 300 | 350 | 400 | 450 | 500 | 550 | 600 | 650 | 700 | 750 | 800 | 850 | 900 | 950 | 1000 | 1050 |
| KG | 4.15 | 4.5 | 4.85 | 5.2 | 5.55 | 5.9 | 6.25 | 6.60 | 6.95 | 7.3 | 7.65 | 8 | 8.35 | 8.7 | 9.05 | 9.4 | 9.75 | 10.1 | 10.45 | 10.8 | 11.15 |



## ML 馬達左折
Motor Left Side

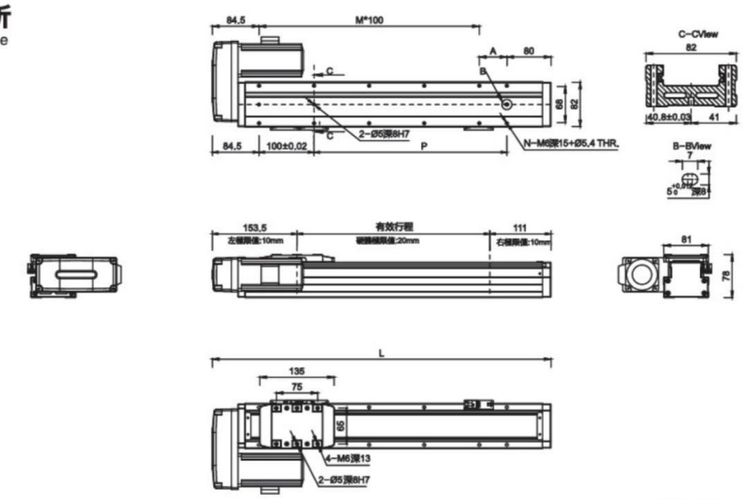


（單位 Unit:mm）

| 有效行程 Stroke | 50 | 100 | 150 | 200 | 250 | 300 | 350 | 400 | 450 | 500 | 550 | 600 | 650 | 700 | 750 | 800 | 850 | 900 | 950 | 1000 | 1050 |
|---|---|---|---|---|---|---|---|---|---|---|---|---|---|---|---|---|---|---|---|---|---|
| L | 314.5 | 364.5 | 414.5 | 464.5 | 514.5 | 564.5 | 614.5 | 664.5 | 714.5 | 764.5 | 814.5 | 864.5 | 914.5 | 964.5 | 1014.5 | 1064.5 | 1114.5 | 1164.5 | 1214.5 | 1264.5 | 1314.5 |
| A | 50 | 100 | 50 | 100 | 50 | 100 | 50 | 100 | 50 | 100 | 50 | 100 | 50 | 100 | 50 | 100 | 50 | 100 | 50 | 100 | 50 |
| M | 1 | 1 | 2 | 2 | 3 | 3 | 4 | 4 | 5 | 5 | 6 | 6 | 7 | 7 | 8 | 8 | 9 | 9 | 10 | 10 | 11 |
| N | 6 | 6 | 8 | 8 | 10 | 10 | 12 | 12 | 14 | 14 | 16 | 16 | 18 | 18 | 20 | 20 | 22 | 22 | 24 | 24 | 26 |
| P | 50 | 100 | 150 | 200 | 250 | 300 | 350 | 400 | 450 | 500 | 550 | 600 | 650 | 700 | 750 | 800 | 850 | 900 | 950 | 1000 | 1050 |
| KG | 4.15 | 4.5 | 4.85 | 5.2 | 5.55 | 5.9 | 6.25 | 6.60 | 6.95 | 7.3 | 7.65 | 8 | 8.35 | 8.7 | 9.05 | 9.4 | 9.75 | 10.1 | 10.45 | 10.8 | 11.15 |

## MR 馬達右折
Motor Right Side

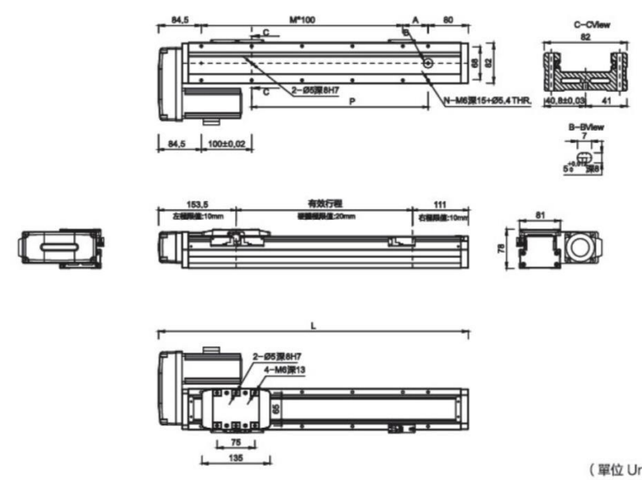


（單位 Unit:mm）

| 有效行程 Stroke | 50 | 100 | 150 | 200 | 250 | 300 | 350 | 400 | 450 | 500 | 550 | 600 | 650 | 700 | 750 | 800 | 850 | 900 | 950 | 1000 | 1050 |
|---|---|---|---|---|---|---|---|---|---|---|---|---|---|---|---|---|---|---|---|---|---|
| L | 314.5 | 364.5 | 414.5 | 464.5 | 514.5 | 564.5 | 614.5 | 664.5 | 714.5 | 764.5 | 814.5 | 864.5 | 914.5 | 964.5 | 1014.5 | 1064.5 | 1114.5 | 1164.5 | 1214.5 | 1264.5 | 1314.5 |
| A | 50 | 100 | 50 | 100 | 50 | 100 | 50 | 100 | 50 | 100 | 50 | 100 | 50 | 100 | 50 | 100 | 50 | 100 | 50 | 100 | 50 |
| M | 1 | 1 | 2 | 2 | 3 | 3 | 4 | 4 | 5 | 5 | 6 | 6 | 7 | 7 | 8 | 8 | 9 | 9 | 10 | 10 | 11 |
| N | 6 | 6 | 8 | 8 | 10 | 10 | 12 | 12 | 14 | 14 | 16 | 16 | 18 | 18 | 20 | 20 | 22 | 22 | 24 | 24 | 26 |
| P | 50 | 100 | 150 | 200 | 250 | 300 | 350 | 400 | 450 | 500 | 550 | 600 | 650 | 700 | 750 | 800 | 850 | 900 | 950 | 1000 | 1050 |
| KG | 4.15 | 4.5 | 4.85 | 5.2 | 5.55 | 5.9 | 6.25 | 6.60 | 6.95 | 7.3 | 7.65 | 8 | 8.35 | 8.7 | 9.05 | 9.4 | 9.75 | 10.1 | 10.45 | 10.8 | 11.15 |

# DZ120 單軸/Single axis





此圖僅供參考，出貨規格詳見尺寸圖面
The picture is just for the reference. Please check the the actual dimensions on the drawing.

| 最大行程 Maximum Stroke | 1000mm | 最大速度 Maximum Speed | 1000mm/s | 馬達容量 Motor Output | 400w | 滚珠螺杆 Ball Screw | Ø 16mm |
|---|---|---|---|---|---|---|---|

## 型号表示方式 Ordering Method

DZ120 - L10 - 100 - MS - M40 - P3

本体型号 Model

**行程 Stroke**

| |
|---|
| 50-1000mm |
| 50间隔 50 mm Pitch |

**螺杆导程 Ball Screw Lead**

| | |
|---|---|
| 05 | 5mm |
| 10 | 10mm |
| 20 | 20mm |

**马达位置 Motor Position**

| | |
|---|---|
| MS | 马达直连 Motor Hidden In |
| MD | 马达下折 Motor Bottom Side |
| ML | 马达左折 Motor Left Side |
| MR | 马达右折 Motor Right Side |

**马达品牌、功率 Motor Brand、Power Output**

| | | | | |
|---|---|---|---|---|
| M | 三菱 Mitsubishi | 05 | - | B |
| P | 松下 Panasonic | 10 | - | |
| Y | 安川 Yaskawa | 20 | - | |
| T | 台达 Delta | 40 | 400W | |

*若无刹车则不表示。
If No Brake No Description.

**限位传感器数量 Photoelectric Sensor**

| | 外挂型 Out Side |
|---|---|
| P1 | 1只 1PCS |
| P2 | 2只 2PCS |
| P3 | 3只 3PCS |



## 基本式样 Specification

| | | | | | |
|---|---|---|---|---|---|
| 规格 Spec | 位置重复精度 Repeatability (mm) | | ±0.02 | | |
| | 螺杆导程 Ball Screw Lead (mm) | | 5 | 10 | 20 |
| | 最高速度 Maximum Speed (mm/s) | | 250 | 500 | 1000 |
| | 最大可搬重量 Repeatability (kg) | 水平使用 Horizontal (kg) | 110 | 88 | 40 |
| | | 垂直使用 Vertical (kg) | 33 | 22 | 10 |
| | 定格推力 Rated Thrust (N) | | 1388 | 694 | 347 |
| | 标准行程 Stroke Pitch (mm) | | 50-1000mm/50间隔 50 mm Pitch | | |
| 部品 Parts | AC伺服马达容量 AC Servo Motor Output (W) | | 400 | | |
| | 滚珠螺杆外径 Ball Screw Ø (mm) | | C7Ø16 | | |
| | 联轴器 Coupling (mm) | | 10X14 | | |
| | 原点感应器 Home Sensor | 外挂 Outside | FF-U674(NPN) | | |

* 行程超过750时，会产生螺杆偏摆，此时请将速度调降。
When the stroke is over 750 mm,the run-out of the ballscrew will occur. we recommend to low down the working speed under this circumstances.
* 马达加减速设定0. 2秒。
Acceleration and deacceleration value is set 0.2 second.

## 感应器接线图<原点及端点> Sensor Layout

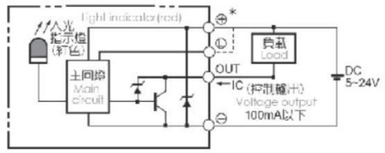


## 容许负载力矩表 Allowable Overhang

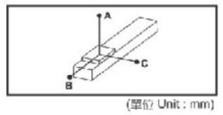


(單位 Unit : mm)

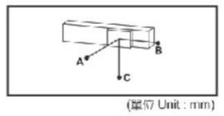


(單位 Unit : mm)

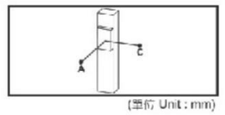


(單位 Unit : mm)

| 水平安装 Horizontal installation | | A | B | C |
|---|---|---|---|---|
| 导程 5 Lead | 60kg | 2850 | 250 | 340 |
| | 80kg | 2100 | 180 | 250 |
| | 110kg | 1500 | 120 | 170 |
| 导程 10 Lead | 30kg | 2850 | 490 | 600 |
| | 50kg | 1700 | 280 | 350 |
| | 88kg | 950 | 140 | 190 |
| 导程 20 Lead | 10kg | 3400 | 1250 | 1400 |
| | 22kg | 1650 | 550 | 620 |
| | 40kg | 900 | 290 | 330 |

| 壁挂安装 Wall installation | | A | B | C |
|---|---|---|---|---|
| 导程 5 Lead | 55kg | 280 | 280 | 3300 |
| | 75kg | 200 | 195 | 2400 |
| | 110kg | 130 | 125 | 1550 |
| 导程 10 Lead | 35kg | 400 | 410 | 2500 |
| | 55kg | 245 | 250 | 1550 |
| | 88kg | 150 | 150 | 950 |
| 导程 20 Lead | 12kg | 900 | 1070 | 3000 |
| | 20kg | 550 | 630 | 1800 |
| | 40kg | 260 | 300 | 900 |

| 垂直安装 Vertical installation | | A | C |
|---|---|---|---|
| 导程 5 Lead | 15kg | 1200 | 331 |
| | 22kg | 820 | 220 |
| | 33kg | 550 | - |
| 导程 10 Lead | 10kg | 1600 | 589 |
| | 14kg | 1150 | 368 |
| | 22kg | 730 | - |
| 导程 20 Lead | 7kg | 1800 | 935 |
| | 10kg | 1250 | - |
| | - | - | - |

## 静态容许负载惯量 Static Loading Moment

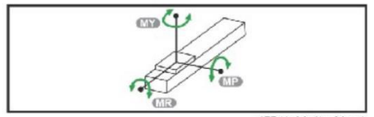


(单位 Unit : N.m)

| | |
|---|---|
| MY | 1168 |
| MP | 606 |
| MR | 606 |

※力矩表所表示的数據，代表重心。
The torque value in the chart indicate the center of gravity.
※符合型録規範的正常使用下,保證壽命爲10000公裏.
Operation life is 10,000km when the product is using under the specified conditions.
※倒吊使用無法套用標準規範,如有需求請洽詢我司業務.
Data information is not for ceiling-mount inverse use. Contact us for the details if you want to apply ceiling-mount inverse usage.

## 搭配伺服马达一览表 Suitable Motor Brand

| 品牌 Brand | 马达记号 Mark | 刹车有无 Brake | 马达容量 Watt. | 电源电压 AC-Voltage | 伺服马达型号 Motor Model | 驱动器型号 Driver Model |
|---|---|---|---|---|---|---|
| 三菱 Mitsubishi | M | 无刹车(水平式样) No Brake (Horizontal Type) | 400 | 220 | HG-KR43 | MR-J4-40A |
| | | 有刹车(垂直式样) With Brake (Horizontal Type) | 400 | 220 | HG-KR43B | MR-J4-40A |
| 松下 Panasonic | P | 无刹车(水平式样) No Brake (Horizontal Type) | 400 | 220 | MSMD042G1U | MBDHT2510 |
| | | 有刹车(垂直式样) With Brake (Horizontal Type) | 400 | 220 | MSMD042G1V | MBDHT2510 |
| 台达 Delta | T | 无刹车(水平式样) No Brake (Horizontal Type) | 400 | 220 | ECMA-C20604ES | ASD-B20421-B |
| | | 有刹车(垂直式样) With Brake (Horizontal Type) | 400 | 220 | ECMA-C20604FS | ASD-B20421-B |

# DZ120 單軸/Single axis

## MS 馬達直聯 Motor Position

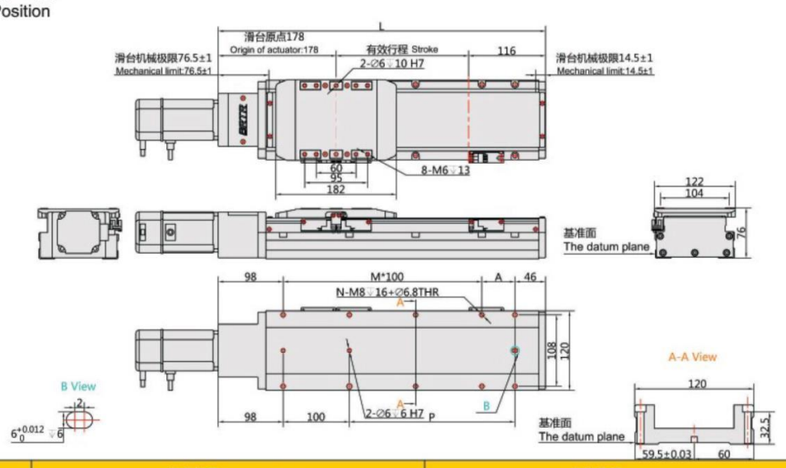


| 有效行程 Stroke | 标准行程 Standard Trip | | | | | | | | | | 容许行程 Allow Trip | | | | | | | | | |
|---|---|---|---|---|---|---|---|---|---|---|---|---|---|---|---|---|---|---|---|---|
| | 50 | 100 | 150 | 200 | 250 | 300 | 350 | 400 | 450 | 500 | 550 | 600 | 650 | 700 | 750 | 800 | 850 | 900 | 950 | 1000 |
| L | 344 | 394 | 444 | 494 | 544 | 594 | 644 | 694 | 744 | 794 | 844 | 894 | 944 | 994 | 1044 | 1094 | 1144 | 1194 | 1244 | 1294 |
| A | 100 | 50 | 100 | 50 | 100 | 50 | 100 | 50 | 100 | 50 | 100 | 50 | 100 | 50 | 100 | 50 | 100 | 50 | 100 | 50 |
| M | 1 | 2 | 2 | 3 | 3 | 4 | 4 | 5 | 5 | 6 | 6 | 7 | 7 | 8 | 8 | 9 | 9 | 10 | 10 | 11 |
| N | 6 | 8 | 8 | 10 | 10 | 12 | 12 | 14 | 14 | 16 | 16 | 18 | 18 | 20 | 20 | 22 | 22 | 24 | 24 | 26 |
| P | 100 | 150 | 200 | 250 | 300 | 350 | 400 | 450 | 500 | 550 | 600 | 650 | 700 | 750 | 800 | 850 | 900 | 950 | 1000 | 1050 |
| KG | 7.9 | 8.44 | 8.9 | 9.37 | 9.84 | 10.3 | 10.77 | 11.23 | 11.7 | 12.16 | 12.73 | 13.19 | 13.66 | 14.12 | 14.59 | 15.05 | 15.6 | 16 | 16.45 | 17 |

## MD 馬達下折 Motor Bottom Side

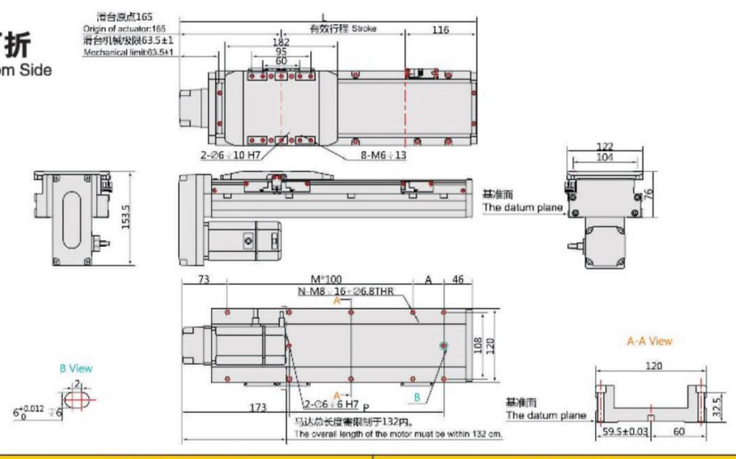


| 有效行程 Stroke | 标准行程 Standard Trip | | | | | | | | | | 容许行程 Allow Trip | | | | | | | | | |
|---|---|---|---|---|---|---|---|---|---|---|---|---|---|---|---|---|---|---|---|---|
| | 50 | 100 | 150 | 200 | 250 | 300 | 350 | 400 | 450 | 500 | 550 | 600 | 650 | 700 | 750 | 800 | 850 | 900 | 950 | 1000 |
| L | 334.5 | 384.5 | 434.5 | 484.5 | 534.5 | 584.5 | 634.5 | 684.5 | 734.5 | 784.5 | 834.5 | 884.5 | 934.5 | 984.5 | 1034.5 | 1084.5 | 1134.5 | 1184.5 | 1234.5 | 1284.5 |
| A | 100 | 50 | 100 | 50 | 100 | 50 | 100 | 50 | 100 | 50 | 100 | 50 | 100 | 50 | 100 | 50 | 100 | 50 | 100 | 50 |
| M | 0 | 1 | 1 | 2 | 2 | 3 | 3 | 4 | 4 | 5 | 5 | 6 | 6 | 7 | 7 | 8 | 8 | 9 | 9 | 10 |
| N | 4 | 6 | 6 | 8 | 8 | 10 | 10 | 12 | 12 | 14 | 14 | 16 | 16 | 18 | 18 | 20 | 20 | 22 | 22 | 24 |
| P | 100 | 150 | 200 | 250 | 300 | 350 | 400 | 450 | 500 | 550 | 600 | 650 | 700 | 750 | 800 | 850 | 900 | 950 | 1000 | 1050 |
| KG | 7.79 | 8.3 | 8.92 | 9.54 | 10.16 | 10.78 | 11.4 | 12.02 | 12.74 | 13.36 | 13.98 | 14.6 | 15.22 | 15.84 | 16.46 | 17.08 | 17.7 | 18.42 | 19.04 | 19.66 |



## ML 馬達左折 Motor Left Side

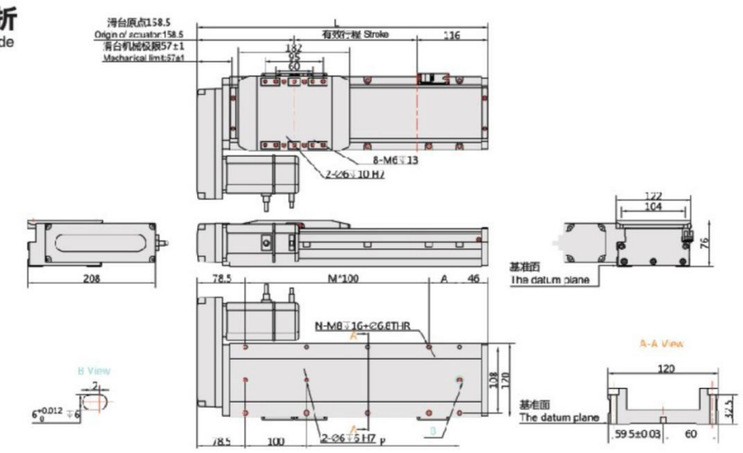


| 有效行程 Stroke | 标准行程 Standard Trip | | | | | | | | | | 容许行程 Allow Trip | | | | | | | | | |
|---|---|---|---|---|---|---|---|---|---|---|---|---|---|---|---|---|---|---|---|---|
| | 50 | 100 | 150 | 200 | 250 | 300 | 350 | 400 | 450 | 500 | 550 | 600 | 650 | 700 | 750 | 800 | 850 | 900 | 950 | 1000 |
| L | 324.5 | 374.5 | 424.5 | 474.5 | 524.5 | 574.5 | 624.5 | 674.5 | 724.5 | 774.5 | 824.5 | 874.5 | 924.5 | 974.5 | 1024.5 | 1074.5 | 1124.5 | 1174.5 | 1224.5 | 1274.5 |
| A | 100 | 50 | 100 | 50 | 100 | 50 | 100 | 50 | 100 | 50 | 100 | 50 | 100 | 50 | 100 | 50 | 100 | 50 | 100 | 50 |
| M | 1 | 2 | 2 | 3 | 3 | 4 | 4 | 5 | 5 | 6 | 6 | 7 | 7 | 8 | 8 | 9 | 9 | 10 | 10 | 11 |
| N | 6 | 8 | 8 | 10 | 10 | 12 | 12 | 14 | 14 | 16 | 16 | 18 | 18 | 20 | 20 | 22 | 22 | 24 | 24 | 26 |
| P | 100 | 150 | 200 | 250 | 300 | 350 | 400 | 450 | 500 | 550 | 600 | 650 | 700 | 750 | 800 | 850 | 900 | 950 | 1000 | 1050 |
| KG | 7.99 | 8.5 | 9.12 | 9.74 | 10.36 | 10.98 | 11.6 | 12.22 | 12.94 | 13.56 | 14.18 | 14.8 | 15.42 | 16 | 16.66 | 17.28 | 17.9 | 18.62 | 19.24 | 19.86 |

## MR 馬達右折 Motor Right Side

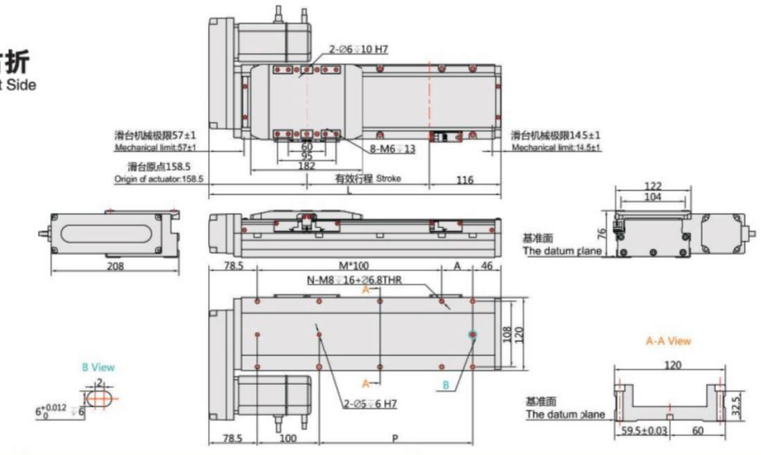


| 有效行程 Stroke | 标准行程 Standard Trip | | | | | | | | | | 容许行程 Allow Trip | | | | | | | | | |
|---|---|---|---|---|---|---|---|---|---|---|---|---|---|---|---|---|---|---|---|---|
| | 50 | 100 | 150 | 200 | 250 | 300 | 350 | 400 | 450 | 500 | 550 | 600 | 650 | 700 | 750 | 800 | 850 | 900 | 950 | 1000 |
| L | 324.5 | 374.5 | 424.5 | 474.5 | 524.5 | 574.5 | 624.5 | 674.5 | 724.5 | 774.5 | 824.5 | 874.5 | 924.5 | 974.5 | 1024.5 | 1074.5 | 1124.5 | 1174.5 | 1224.5 | 1274.5 |
| A | 100 | 50 | 100 | 50 | 100 | 50 | 100 | 50 | 100 | 50 | 100 | 50 | 100 | 50 | 100 | 50 | 100 | 50 | 100 | 50 |
| M | 1 | 2 | 2 | 3 | 3 | 4 | 4 | 5 | 5 | 6 | 6 | 7 | 7 | 8 | 8 | 9 | 9 | 10 | 10 | 11 |
| N | 6 | 8 | 8 | 10 | 10 | 12 | 12 | 14 | 14 | 16 | 16 | 18 | 18 | 20 | 20 | 22 | 22 | 24 | 24 | 26 |
| P | 100 | 150 | 200 | 250 | 300 | 350 | 400 | 450 | 500 | 550 | 600 | 650 | 700 | 750 | 800 | 850 | 900 | 950 | 1000 | 1050 |
| KG | 7.99 | 8.5 | 9.12 | 9.74 | 10.36 | 10.98 | 11.6 | 12.22 | 12.94 | 13.56 | 14.18 | 14.8 | 15.42 | 16 | 16.66 | 17.28 | 17.9 | 18.62 | 19.24 | 19.86 |

MEMO





滑台系列

# ET Series

## 一般環境/皮帶式樣(歐規系列)

## Standard/Belt Type(Europe Type)

一般螺杆仕様 AS Series
一般皮帶仕様 AT Series
無塵螺杆仕様 ASC Series
無塵皮帶仕様 ATC Series
DZ模組 DZ Module
歐規皮帶 ET Series

CONTENTS

# ET65 單軸/Single axis

皮帶驅動
Belt Drive





| 最大行程 Maximum Stroke | 3000mm | 最大速度 Maximum Speed | 3900mm/s | 馬達容量 Motor Output | 400w | 皮帶寬度 Ball Width | 20mm | 直線滑軌 Linear Guide | 15X12.5-1支 |
|---|---|---|---|---|---|---|---|---|---|

## 型號表示方式 Ordering Method

ET65 – X150 – 2000 – D01 – M40 – P3

本體型號
Moedel

■導程
Lead

| | |
|---|---|
| X150 | 150mm |

■行程
Stroke

100–3000mm
50間隔 50mm Pitch

■馬達位置
Motor Position

| | |
|---|---|
| D01 | 按圖示 According to Illustration |
| D02 | |
| D03 | |
| D04 | |
| D05 | |
| D06 | |
| D07 | |
| D08 | |

■馬達廠牌
Motor Brand

| | | | |
|---|---|---|---|
| M | 三菱 Mitsubishi | 10 | – |
| P | 松下 Matsushita | 20 | – |
| Y | 安川 Yaskawa | 40 | 400W |
| D | 臺達 Delta | 75 | – |

※若無煞車則不表示.※If No Brake,No Description

■限位傳感器數量
Photoelectric Sensor

| | |
|---|---|
| P1 | 1枚 1PCS |
| P2 | 2枚 2PCS |
| P3 | 3枚 3PCS |

※未標記：無No ※ Mark：No Sensor





## 基本仕樣 Specification

| | | | | | | | | |
|---|---|---|---|---|---|---|---|---|
| 規格 Spec | 馬達轉速 Rated Speed (rpm/min) | | 500 | 1000 | 1500 | 2000 | 2500 | 3000 |
| | 最高速度 Maximum Speed (mm/s) | | 650 | 1300 | 1950 | 2600 | 3250 | 3900 |
| | 最大可搬重量 Maximum Payload | 水平使用 Horizontal (kg) | 15 | 10 | 7 | 6 | 5 | 4 |
| | 位置重復精度 Repeatability (mm) | | ±0.1 | | | | | |
| | 導程 Lead (mm) | | 150 | | | | | |
| | 定格推力 Rated Thrust (N) | | 92 | | | | | |
| | 標準行程 Stroke Pitch (mm) | | 500–800mm/50間隔 50 mm Pitch | | | | | |
| 部品 Parts | AC伺服馬達容量 AC Servo Motor O utp ut (W) | | 400 | | | | | |
| | 皮帶寬度 Belt Width (mm) | | 20 | | | | | |
| | 高剛性直綫滑軌 High Rigidity Linea r Guide (mm) | | W15xH12.5 | | | | | |
| | 原點感應器 Home Sensor | 外挂 Outside | EE–SX672(NPN) | | | | | |

※馬達加減速設定0.4秒.
Acceleration and deacceleration value is set 0.4 second.

## 速度-荷重 曲線圖Acce lerdion-Pay bad Relationship

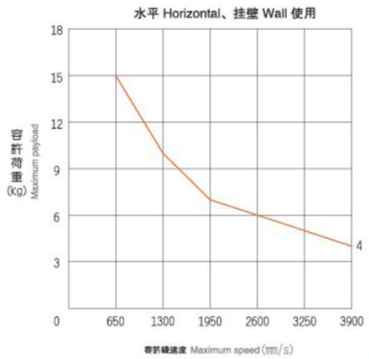


※以上使用條件請參考下方力矩表(最大值不可同時存在)
Please refer to the moment diagram below.(Do not reach all maximum value at same time.)

## 滑台固定螺帽數量 Numbers of Fixing Screws

| 各行程M5後裝螺帽數量 M5 nuts Qty.(by stroke) | | | | | |
|---|---|---|---|---|---|
| 有效行程 Stroke | 100~950 | 1000~1450 | 1500~1950 | 2000~2450 | 2500~3000 |
| 數量 Quantity | 6 | 8 | 10 | 12 | 14 |

※滑塞標準固定方式爲下項式，使用M5後裝螺帽固定.
Standard mounting method is fix from the bottom, using the M5 bolt and nut.

## 安裝示意圖&安裝尺寸 Installation Instrations&Dimention

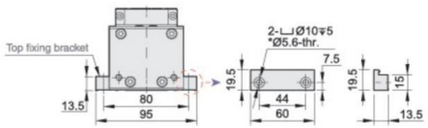


※上鎖式固定板非標準品,若有需求請另外追加選購
Top fixing plate is optional.

## 容許負載力距表 Allowable Overhang

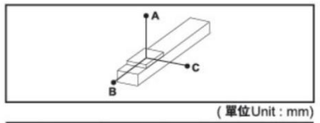


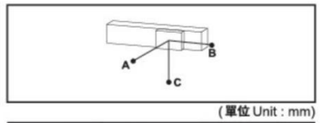


(單位Unit : mm)

| 水平安裝 Horizontal Installation | 綫速度 Speed Maximum | A | B | C |
|---|---|---|---|---|
| 4kg | 3900mm/s | 168 | 100 | 25 |
| 5kg | 3250mm/s | 168 | 75 | 18 |
| 6kg | 2600mm/s | 170 | 58 | 15 |
| 7kg | 1950mm/s | 192 | 48 | 12 |
| 10kg | 1300mm/s | 240 | 47 | 12 |
| 15kg | 650mm/s | 240 | 42 | 12 |

(單位 Unit : mm)

| 壁挂安裝 Wall Installation | 綫速度 Speed Maximum | A | B | C |
|---|---|---|---|---|
| 4kg | 3900mm/s | 25 | 100 | 168 |
| 5kg | 3250mm/s | 18 | 75 | 168 |
| 6kg | 2600mm/s | 15 | 58 | 170 |
| 7kg | 1950mm/s | 12 | 48 | 192 |
| 10kg | 1300mm/s | 12 | 47 | 240 |
| 15kg | 650mm/s | 12 | 42 | 240 |

## 靜懲容許負載慣量 Static Loading Moment

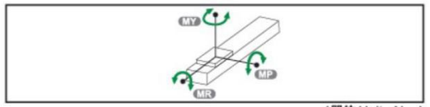


(單位 Unit : N.m)

| | |
|---|---|
| MY | 44 |
| MP | 44 |
| MR | 12 |

※力矩表所表示的數據，代表重心。
The torque value in the chart indicate the center of gravity.
※符合型錄規範的正常使用下,保證壽命爲10000公裏.
Operation life is 10,000 km when the product is using under the specified conditions.
※進長超過1000mm以上,鋼帶有變形風險,避免壁挂使用.
The steel stripe cover may deformed when the actuator length is over 1000mm. Horizontal application is recommend.
※倒吊使用無法套用標準規範,如有需求請洽詢我司業務.
Data information is not for ceiling-mount inverse use.
Contact us for the details if you want to apply ceiling-mount inverse usage.

## 搭配伺服馬達一覽表 Suitable Motor Brand

| 廠牌 Brand | 馬達記號 Mark | 煞車有無 Brake | 馬達容量 watt | 電源電壓 AC-Voltage | 伺服馬達型號 Motor Model | 驅動器型號 Driver Model |
|---|---|---|---|---|---|---|
| 三菱 Mitsubishi | M | 無煞車(水平仕樣) No Brake (Horizontal Type) | 400 | 220 | HG-KR43 | MR-J4-40A |
| 國際 Panasonic | P | 無煞車(水平仕樣) No Brake (Horizontal Type) | 400 | 220 | MHMD042G1U | MBDHT2510 |
| 台達 Delta | T | 無煞車(水平仕樣) No Brake (Horizontal Type) | 400 | 220 | ECMA-C20604ES | ASD-B20421-B |

一般螺桿仕樣 AS Series
一般皮帶仕樣 AT Series
無塵螺桿仕樣 ASC Series
無塵皮帶仕樣 ATC Series
DZ模組 DZ Module
歐規皮帶 ET Series

# ET65 單軸/Single axis



## ET65-D01~D08

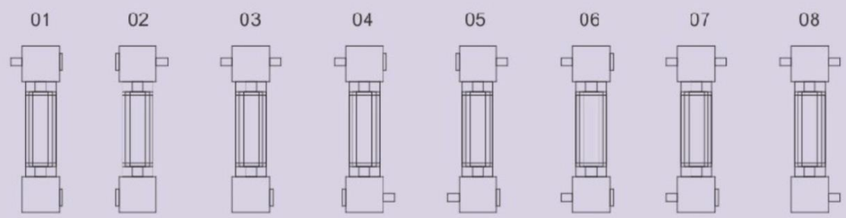


## ET65-D01出軸方式

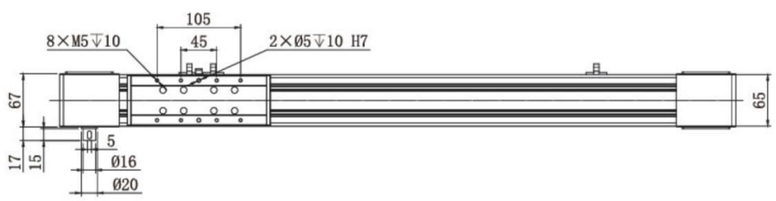





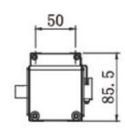


| 有效行程 stroke | 100 | 200 | 300 | 400 | 500 | 600 | 700 | 800 | 900 | 1000 | 1100 | 1200 | 1300 | 1400 | 1500 |
|---|---|---|---|---|---|---|---|---|---|---|---|---|---|---|---|
| L | 450 | 550 | 650 | 750 | 850 | 950 | 1050 | 1150 | 1250 | 1350 | 1450 | 1550 | 1650 | 1750 | 1850 |
| KG | 3.13 | 3.81 | 4.49 | 5.17 | 5.85 | 6.53 | 7.21 | 7.89 | 8.57 | 9.25 | 9.93 | 10.61 | 11.29 | 11.97 | 12.65 |
| 有效行程 stroke | 1600 | 1700 | 1800 | 1900 | 2000 | 2100 | 2200 | 2300 | 2400 | 2500 | 2600 | 2700 | 2800 | 2900 | 3000 |
| L | 1950 | 2050 | 2150 | 2250 | 2350 | 2450 | 2550 | 2650 | 2750 | 2850 | 2950 | 3050 | 3150 | 3250 | 3350 |
| KG | 13.33 | 14.01 | 14.69 | 15.37 | 16.05 | 16.73 | 17.41 | 18.09 | 18.77 | 19.45 | 20.13 | 20.81 | 21.49 | 22.17 | 22.85 |



皮帶驅動
Belt Drive

一般螺杆仕様 AS Series
一般皮帶仕様 AT Series
無塵螺杆仕様 ASC Series
無塵皮帶仕様 ATC Series
DZ模組 DZ Module
歐規皮帶 ET Series

# ET80 單軸/Single axis

皮帶驅動
Belt Drive





| 最大行程 Maximum Stroke | 3000mm | 最大速度 Maximum Speed | 5000mm/s | 馬達容量 Motor Output | 750w | 皮帶寬度 Ball Width | 30mm | 直綫滑軌 Linear Guide | 20X15-1支 |
|---|---|---|---|---|---|---|---|---|---|

## 型號表示方式 Ordering Method

**ET80 – X176 – 2000 – D01 – M75 – P3**

本體型號
Moedel

■ 導程 Lead

| | |
|---|---|
| X176 | 176mm |

■ 行程 Stroke

100–3000mm
50間隔 50mm Pitch

■ 馬達位置 Motor Position

D01
D02
D03
D04
D05
D06
D07
D08

按圖示
According to Illustration

■ 馬達廠牌 Motor Brand

| | | | |
|---|---|---|---|
| M | 三菱 Mitsubishi | 10 | – |
| P | 松下 Matsushita | 20 | – |
| Y | 安川 Yaskawa | 40 | – |
| D | 臺達 Delta | 75 | 750W |

※若無無車則不表示.※If No Brake,No Description

■ 限位傳感器數量 Photoelectric Sensor

| | |
|---|---|
| P1 | 1衹 1PCS |
| P2 | 2衹 2PCS |
| P3 | 3衹 3PCS |

※未標記：無No ※ Mark：No Sensor



皮帶驅動
Belt Drive

## 基本仕樣 Specification

| | | | | | | | |
|---|---|---|---|---|---|---|---|
| 規格 Spec | 馬達轉速 Rated Speed (rpm/min) | | 500 | 1000 | 1500 | 2000 | 2500 | 3000 |
| | 最高速度 Maximum Speed (mm/s) | | 850 | 1700 | 2550 | 3400 | 4250 | 5000 |
| | 最大可搬重量 Maximum Payload | 水平使用 Horizontal (kg) | 25 | 16 | 13 | 10 | 7 | 6 |
| | 位置重復精度 Repeatability (mm) | | ±0.1 | | | | | |
| | 導程 Lead (mm) | | 102 | | | | | |
| | 定格推力 Rated Thrust (N) | | 132 | | | | | |
| | 標準行程 Stroke Pitch (mm) | | 100–3000mm/50間隔 50 mm Pitch | | | | | |
| 部品 Parts | AC伺服馬達容量 AC Servo Motor O utp ut (W) | | 750 | | | | | |
| | 皮帶寬度 Belt Width (mm) | | 30 | | | | | |
| | 高剛性直綫滑軌 High Rigidity Linear Guide (mm) | | W15XH9.5 | | | | | |
| | 原點感應器 Home Sensor | 外挂 Outside | EE–SX672(NPN) | | | | | |

※馬達加減速設定0.4秒.
Acceleration and deacceleration value is set 0.4 second.

## 速度–荷重 曲線圖Acce lerdion-Pay bad Re lationship

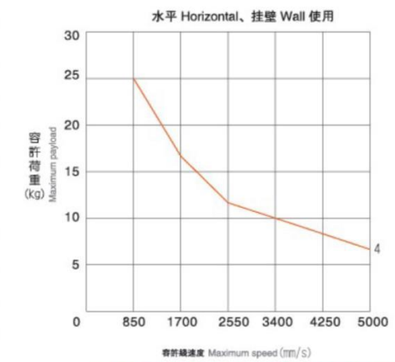


※以上使用條件請參考下方力矩表(最大值不可同時存在)
Please refer to the moment diagram below.(Do not reach all maximum value at same time.)

## 滑台固定螺帽數量 Numbers of Fixing Screws

| 各行程M5後裝螺帽數量 M5 nuts Qty.(by stroke) | | | | | |
|---|---|---|---|---|---|
| 有效行程 Stroke | 100~950 | 1000~1450 | 1500~1950 | 2000~2450 | 2500~3000 |
| 數量 Quantity | 6 | 8 | 10 | 12 | 14 |

※滑臺標準固定方式爲下頂式，使用M5後裝螺帽固定.
Standard mounting method is fix from the bottom, using the M5 bolt and nut.

## 安裝示意圖&安裝尺寸 Installation Instrations&Dimentions

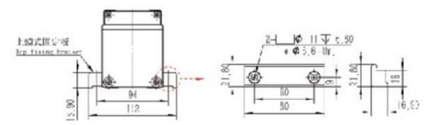


※上頂式固定板非標準品,若有需求請另外追加選購 Top fixing plate is optional.

## 容許負載力距表 Allowable Overhang

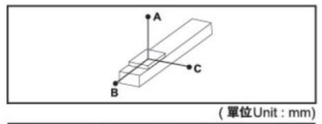


(單位Unit : mm)

| 水平安裝 Horizontal Installation | 綫速度 Speed Maximum | A | B | C |
|---|---|---|---|---|
| 6kg | 5000mm/s | 185 | 130 | 34 |
| 7kg | 4250mm/s | 185 | 108 | 29 |
| 10kg | 3400mm/s | 152 | 68 | 18 |
| 13kg | 2550mm/s | 144 | 46 | 12 |
| 16kg | 1700mm/s | 195 | 41 | 12 |
| 25kg | 850mm/s | 240 | 43 | 12 |

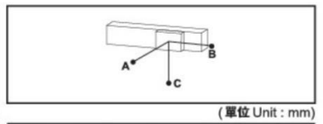


(單位 Unit : mm)

| 壁挂安裝 Wall Installation | 綫速度 Speed Maximum | A | B | C |
|---|---|---|---|---|
| 6kg | 5000mm/s | 34 | 130 | 185 |
| 7kg | 4250mm/s | 29 | 108 | 185 |
| 10kg | 3400mm/s | 18 | 68 | 152 |
| 13kg | 2550mm/s | 12 | 46 | 144 |
| 16kg | 1700mm/s | 12 | 41 | 195 |
| 25kg | 850mm/s | 12 | 43 | 240 |

## 靜態容許負載慣量 Static Loading Moment

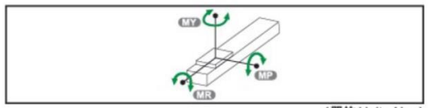


(單位 Unit : N.m)

| | |
|---|---|
| MY | 82 |
| MP | 82 |
| MR | 24 |

※力矩表所表示的數據，代表重心。
The torque value in the chart indicate the center of gravity.

※符合型錄規範的正常使用下,保證壽命爲10000公裏.
Operation life is 10,000 km when the product is using under the specified conditions.

※總長超過1000mm以上,鋼帶有變形風險,避免壁挂使用.
The steel stripe cover may deformed when the actuator length is over 1000mm. Horizontal application is recommend.

※倒吊使用無法套用標準規範,如有需求請洽詢我司業務.
Data information is not for ceiling-mount inverse use. Contact us for the details if you want to apply ceiling-mount inverse usage.

## 搭配伺服馬達一覽表 Suitable Motor Brand

| 廠牌 Brand | 馬達記號 Mark | 煞車有無 Brake | 馬達容量 watt | 電源電壓 AC-Voltage | 伺服馬達型號 Motor Model | 驅動器型號 Driver Model |
|---|---|---|---|---|---|---|
| 三菱 Mitsubishi | M | 無煞車(水平仕樣) No Brake (Horizontal Type) | 750 | 220 | HG–KR73 | MR–J4–70A |
| 國際 Panasonic | P | 無煞車(水平仕樣) No Brake (Horizontal Type) | 750 | 220 | MHMD082G1U | MCDHT3520 |
| 台達 Delta | T | 無煞車(水平仕樣) No Brake (Horizontal Type) | 750 | 220 | ECMA–C20807ES | ASD–B20721–B |

一般螺杆仕様 AS Series
一般皮帶仕様 AT Series
無塵螺杆仕様 ASC Series
無塵皮帶仕様 ATC Series
DZ模組 DZ Module
歐規皮帶 ET Series

# ET80 單軸/Single axis

皮帶驅動 Belt Drive



## ET80-D01~D08

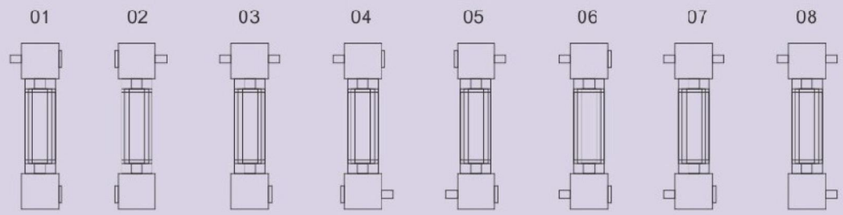


## ET80-D01出軸方式

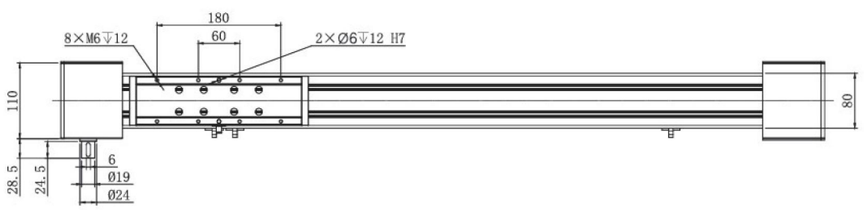


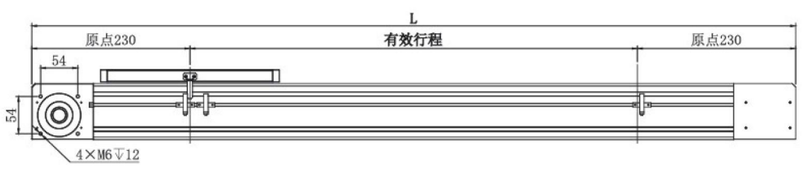


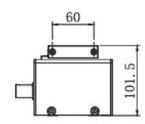


| 有效行程 stroke | 100 | 200 | 300 | 400 | 500 | 600 | 700 | 800 | 900 | 1000 | 1100 | 1200 | 1300 | 1400 | 1500 |
|---|---|---|---|---|---|---|---|---|---|---|---|---|---|---|---|
| L | 560 | 660 | 760 | 860 | 960 | 1060 | 1160 | 1260 | 1360 | 1460 | 1560 | 1660 | 1760 | 1860 | 1960 |
| KG | 4.81 | 5.65 | 6.49 | 7.33 | 8.17 | 9.01 | 9.85 | 10.69 | 11.53 | 12.37 | 13.21 | 14.05 | 14.89 | 15.73 | 16.57 |
| 有效行程 stroke | 1600 | 1700 | 1800 | 1900 | 2000 | 2100 | 2200 | 2300 | 2400 | 2500 | 2600 | 2700 | 2800 | 2900 | 3000 |
| L | 2060 | 2160 | 2260 | 2360 | 2460 | 2560 | 2660 | 2760 | 2860 | 2960 | 3060 | 3160 | 3260 | 3360 | 3460 |
| KG | 17.41 | 18.25 | 19.09 | 19.93 | 20.77 | 21.61 | 22.45 | 23.29 | 24.13 | 24.97 | 25.81 | 26.65 | 27.49 | 28.33 | 29.17 |



# 規格選定表 Inquiry Sheet

## 單軸規格選用表
Single-axis Actuator Inquiry Sheet

| | | | | | | | | |
|---|---|---|---|---|---|---|---|---|
| 客户 Customer | | | 寫日期 Register Date | | 填寫人 Register Person | | | |
| 需求 Specification | 行程 Stroke(mm)：<br>速度 Speed(mm/s)：<br>荷重 Payload(kg)：<br>重復精度 Repeatability Accuracy(mm)： | | | | | | | |
| | 容許負載力 Work Piece Moment (mm) | 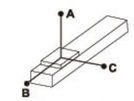 | | 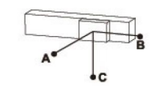 | | | 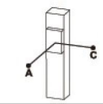 | |
| | | A | B | C | A | B | C | A | C |
| | | | | | | | | | |
| 馬達品牌 Motor Brand | 型號 Motor Model No. | | | | | | | | |
| 馬達組合 Motor Combination | 螺杆型 Ball Screw | □MS  | □MR  | □ML  | □MD  | | | | |
| | 皮帶型 Belt | □LS  | □LU  | □LD  | | | | | |
| | | □RS  | □RU  | □RD  | | | | | |
| 感應器裝付方式 SENSOR Connect Method | □ 外挂 Outside | | | | | | | | |
| 應用 Application | □ 取放 Pick&Place | | | | | | 圓面 Figure | | |
| | 視覺應用 C C D Testing | □ 位置測試 Position Test | | | | | | | |
| | | □ 移動測試 Moving Test | | | | | | | |
| 使用環境 Usage Environment | □ 加工機 Processing Work<br>□ 鎖螺絲使用 Screw Fastening<br>□ 點膠使用 Dispenser<br>□ 其他 Other<br>□ 無塵室（無塵等級） Cean Room(Class) Class 10 Class 100 Class 1000<br>□ 一般環境 General Environmen | | | | | | 備注 Remarks： | | |
| □ 設備 Equipment For: □ 量產機 Mass Production： □ 測試機 Trial Run | | | | | | | | | |
| 備注 Remarks： | | | | | | | | | |